



US00D410031S

United States Patent [19]
Charriol

[11] **Patent Number: Des. 410,031**

[45] **Date of Patent: ** May 18, 1999**

[54] **BALL PEN**

[76] Inventor: **Philippe Charriol**, 3A Monticello 48
Kennedy Road, Hong Kong, The Hong
Kong Special Administrative Region of
the People's Republic of China

[**] Term: **14 Years**

[21] Appl. No.: **29/094,460**

[22] Filed: **Oct. 2, 1998**

[30] **Foreign Application Priority Data**

Apr. 3, 1998 [XH] Hague Agreement DMA/004058

[51] **LOC (6) Cl.** **19-06**

[52] **U.S. Cl.** **D19/51; D19/41; D19/56**

[58] **Field of Search** D19/35, 36, 41-51,
D19/53-58, 81-85; 401/99, 100, 103, 104,
109, 110, 116, 209, 170

[56] **References Cited**

U.S. PATENT DOCUMENTS

D. 146,215 1/1947 Florman D19/51
D. 153,290 4/1949 Jensen D19/49

D. 183,917 11/1958 Dreyfuss D19/51
D. 377,195 1/1997 Takahashi D19/56 X
D. 378,763 4/1997 Hollington D19/51
D. 395,447 6/1998 Izushima D19/49
D. 398,643 9/1998 Izushima D19/56 X
2,839,030 6/1958 Zang 401/104
2,914,029 11/1959 Ermel 401/170

Primary Examiner—Martie K. Holtje
Attorney, Agent, or Firm—Darby & Darby


[57] **CLAIM**

The ornamental design for a ball pen, as shown and described.

DESCRIPTION

FIG. 1 is a perspective view of a ball pen showing my new design;
FIG. 2 is a front elevational view thereof;
FIG. 3 is a left side view thereof;
FIG. 4 is a right side view thereof,
FIG. 5 is a rear elevational view thereof.
FIG. 6 is a bottom plan view thereof; and,
FIG. 7 is a top plan view thereof.

1 Claim, 1 Drawing Sheet






FIG. 1




FIG. 2




FIG. 3




FIG. 4




FIG. 5

