



US00D410030S

United States Patent [19] Sunaga

[11] **Patent Number: Des. 410,030**

[45] **Date of Patent: ** May 18, 1999**

[54] **WRITING INSTRUMENT**

D. 394,455 5/1998 Izushima D19/55 X
D. 397,150 8/1998 Izushima D19/55 X

[75] Inventor: **Yuki Sunaga**, Kawagoe, Japan

[73] Assignee: **Kotobuki & Co., Ltd.**, Kyoto, Japan

[**] Term: **14 Years**

Primary Examiner—Martie K. Holtje
Attorney, Agent, or Firm—McGinn & Gibb, P.C.

[21] Appl. No.: **29/093,226**

[22] Filed: **Sep. 4, 1998**

[57] **CLAIM**

The ornamental design for a writing instrument, as shown and described.

[30] **Foreign Application Priority Data**

Mar. 25, 1998 [JP] Japan 10-8347

[51] **LOC (6) Cl.** **19-06**

[52] **U.S. Cl.** **D19/48; D19/51; D19/55; D19/56**

[58] **Field of Search** D19/35, 36, 41-51, D19/53-58, 81-85; 401/6, 7, 88, 99, 100, 103, 104, 110, 209

DESCRIPTION

FIG. 1 is a front elevational view of a writing instrument according to the present invention;
FIG. 2 is a right side elevational view of the writing instrument of FIG. 1, the left side being a mirror image of the right side;
FIG. 3 is a rear elevational view of the writing instrument of FIG. 1;
FIG. 4 is a top plan view of the writing instrument of FIG. 1;
FIG. 5 is a bottom plan view of the writing instrument of FIG. 1; and,
FIG. 6 is a front side perspective view of the writing instrument of FIG. 1, with a writing tip thereof being projected outward.

[56] **References Cited**

U.S. PATENT DOCUMENTS

D. 341,622 11/1993 Poisson D19/48
D. 355,673 2/1995 Takahashi D19/56 X
D. 363,084 10/1995 Hollington D19/51
D. 382,016 8/1997 Takahashi D19/48 X

1 Claim, 2 Drawing Sheets



FIG. 4

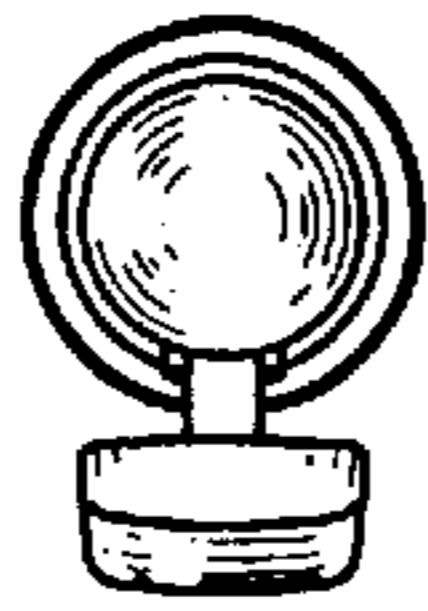


FIG. 5



FIG. 2




FIG. 1



FIG. 3




FIG. 6

