



US00D410023S

United States Patent [19]
Chen

[11] **Patent Number: Des. 410,023**

[45] **Date of Patent: ** May 18, 1999**

[54] **SPECTACLES**

[76] **Inventor: Yuen-Hu Chen**, No. 46-1, Yung An 1 Hsiang, Section 3, Hsi Tun Road, Taichung, Taiwan

[**] **Term: 14 Years**

[21] **Appl. No.: 29/084,684**

[22] **Filed: Mar. 9, 1998**

[51] **LOC (6) Cl. 16-06**

[52] **U.S. Cl. D16/328**

[58] **Field of Search** D16/101, 300-330, D16/335; D92/109, 110; 351/41, 44, 51, 52, 158; 2/446-448

[56] **References Cited**

U.S. PATENT DOCUMENTS

D. 363,504	10/1995	Arnette	D6/326
D. 378,097	2/1997	Huang	D16/326
D. 382,291	8/1997	Wilson	D16/326
D. 383,478	9/1997	Wilson	D16/326
D. 392,307	3/1998	Wilson	D16/326
5,583,583	12/1996	Wilson	351/41

OTHER PUBLICATIONS

New York Times, p. A3, May 2, 1996.
Supplement to Optician, Jan. 18, 1974.
Supplement to Accessories, Dec. 1986.
Sunglass Hut Catalog p. 28 "C", 1994.

Primary Examiner—Raphael Barkai
Attorney, Agent, or Firm—Charles E. Baxley, Esq.


[57] **CLAIM**

The ornamental design for spectacles, as shown and described.

DESCRIPTION

FIG. 1 is a perspective view of a spectacles showing my new design;
FIG. 2 is a front elevational view thereof;
FIG. 3 is a rear elevational view thereof;
FIG. 4 is a left elevational view thereof; the opposite side being a mirror image of the shown;
FIG. 5 is a top plan view thereof; and,
FIG. 6 is a bottom plan view thereof.

1 Claim, 4 Drawing Sheets






Fig 1

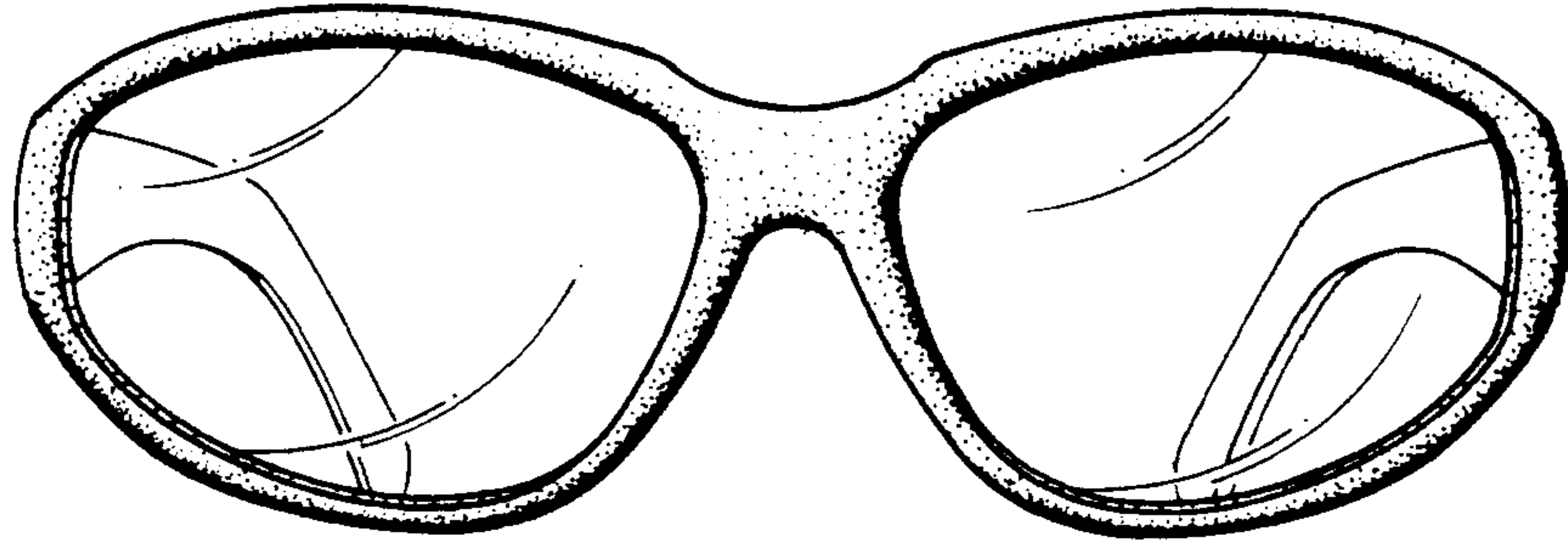


Fig 2

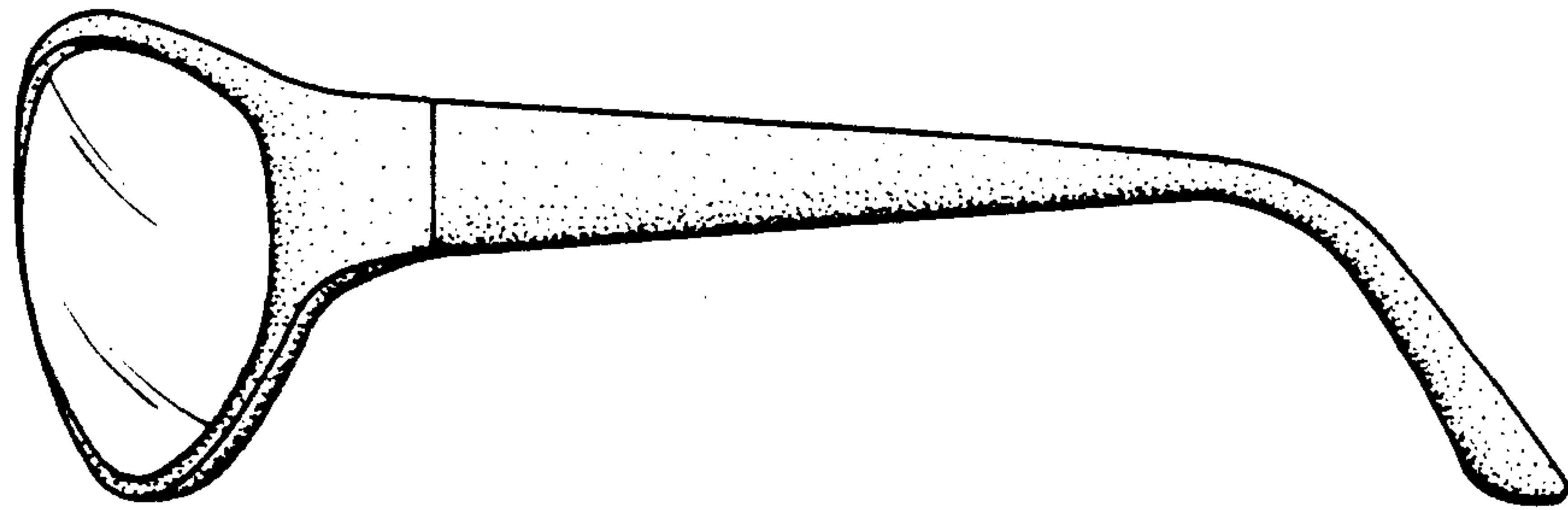


Fig 4




Fig 3

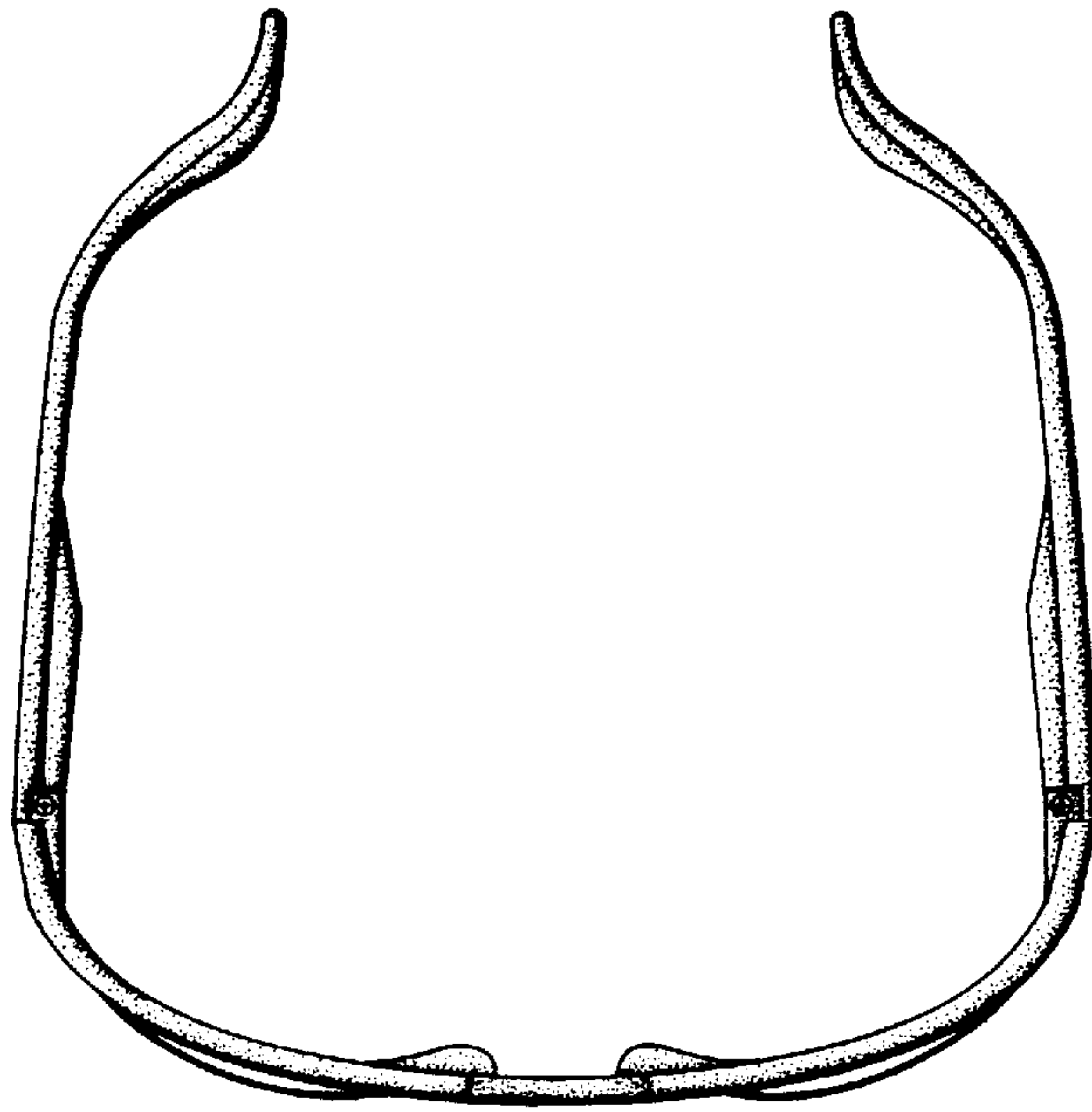


Fig 5

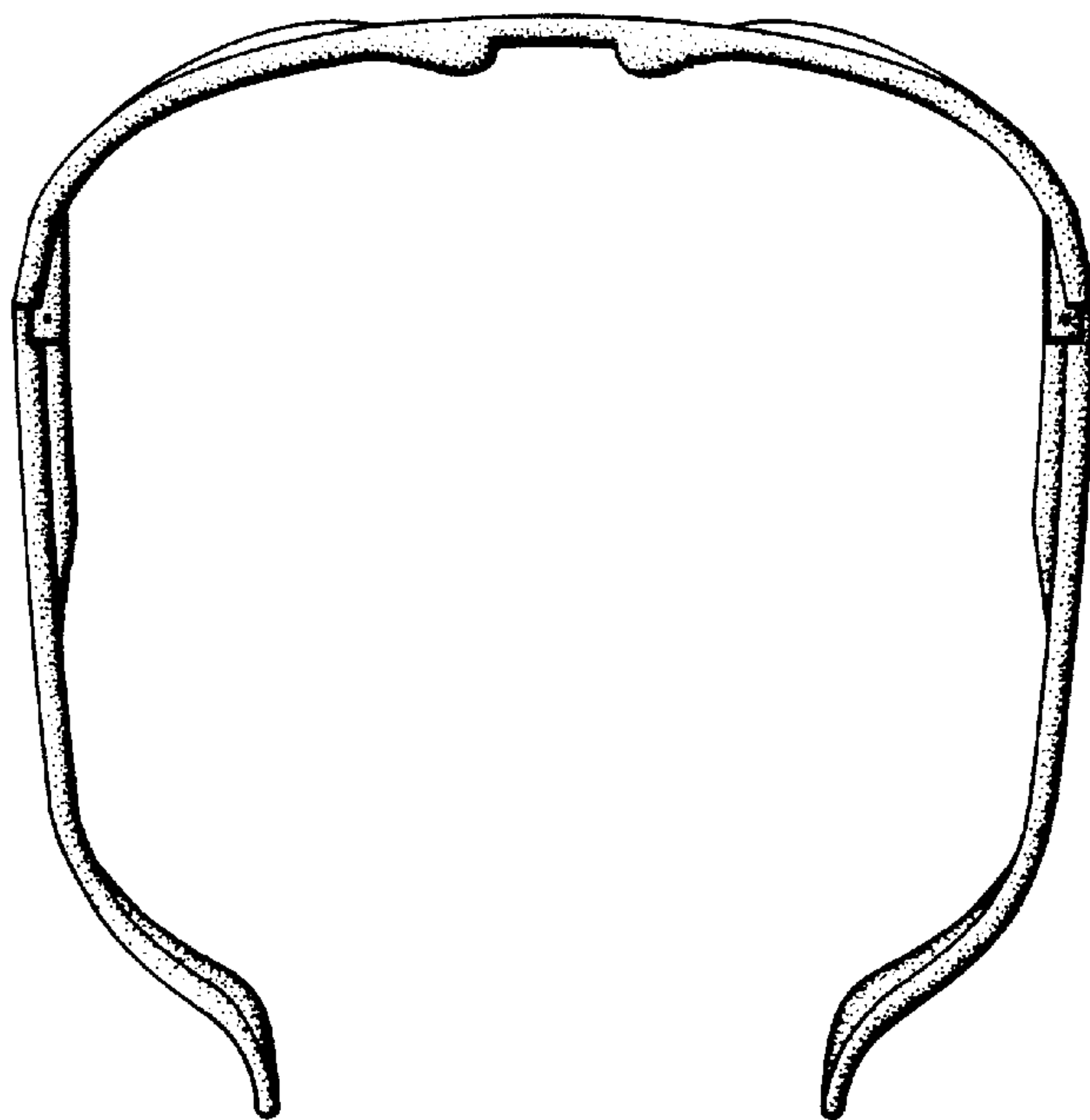


Fig 6