



US00D410021S

# United States Patent [19]

Heyman et al.

[11] Patent Number: **Des. 410,021**

[45] Date of Patent: **\*\* May 18, 1999**

[54] **EYE SHIELD**

[75] Inventors: **Arnold M. Heyman; Craig R. McCrary**, both of Chatsworth, Calif.

[73] Assignee: **Neotech Products, Inc.**, Chatsworth, Calif.

[\*\*] Term: **14 Years**

2,923,943	2/1960	Rubin .....	2/13
3,033,359	5/1962	Mercer .....	2/13
4,859,047	8/1989	Badewitz .....	351/158
4,908,878	3/1990	Tarragano .....	2/15
5,435,006	7/1995	Kitayama .....	2/15
5,614,963	3/1997	Parker .....	2/13
5,673,432	10/1997	Kitayama .....	2/15

[21] Appl. No.: **29/085,369**

[22] Filed: **Mar. 20, 1998**

[51] **LOC (6) Cl.** ..... **16-06**

[52] **U.S. Cl.** ..... **D16/301; D16/306**

[58] **Field of Search** ..... D16/101, 300-330, D16/900; D29/108-110; 351/41, 44, 51, 52, 158, 57-58; 2/15, 12, 13

### OTHER PUBLICATIONS

“Posey Phototherapy Eye Protectors”, J. T. Posey Co., 5635 Peck Road, Arcadia, CA 91006-0020.

*Primary Examiner*—Raphael Barkai  
*Attorney, Agent, or Firm*—William W. Haefliger

### [57] CLAIM

The ornamental design for an eye shield, as shown and described.

### DESCRIPTION

FIG. 1 is a front view of the eye shield;  
 FIG. 2 is a rear view of the eye shield;  
 FIG. 3 is a top plan view of the eye shield;  
 FIG. 4 is a bottom plan view of the eye shield;  
 FIG. 5 is a right side view of the eye shield; and,  
 FIG. 6 is a left side view of the eye shield.

**1 Claim, 1 Drawing Sheet**

[56] **References Cited**

U.S. PATENT DOCUMENTS

D. 281,329	11/1985	Harrell .....	D16/307
D. 291,447	8/1987	Fletcher et al. ....	D16/306
D. 328,468	8/1992	Jannard .....	D16/101
D. 375,127	10/1996	Rivette et al. ....	D16/306
1,310,077	7/1919	Heaford .	
2,537,768	1/1951	Laporte .....	2/15




FIG. 1.




FIG. 2.

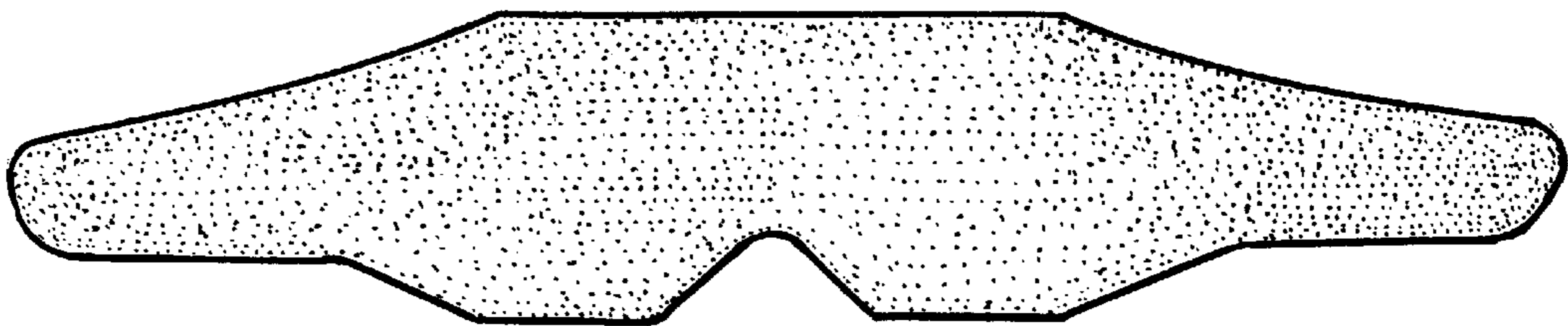


FIG. 3.

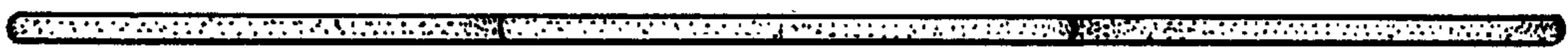


FIG. 4.



FIG. 5.



FIG. 6.

