



US00D409999S

United States Patent [19]

[11] **Patent Number: Des. 409,999**

Nuovo et al.

[45] **Date of Patent: ** May 18, 1999**

[54] **DISPLAY FOR A TELEPHONE HANDSET**

[75] Inventors: **Frank Nuovo**, Los Angeles; **Tom Arbisi**, Newbury Park; **Dale Frye**, Port Hueneme, all of Calif.

[73] Assignee: **Nokia Mobile Phones Limited**, Espoo, Finland

[**] Term: **14 Years**

[21] Appl. No.: **29/083,315**

[22] Filed: **Jan. 30, 1998**

[51] **LOC (6) Cl.** **14-03**

[52] **U.S. Cl.** **D14/138; D14/240**

[58] **Field of Search** D14/137, 138, D14/147-148, 247-248, 250, 257, 140-142; 379/433.434, 419, 420, 428, 440; D13/168; 455/550, 575, 90, 556, 558

D. 353,809	12/1994	Nuovo et al.	D14/138
D. 354,284	1/1995	White	D14/138
D. 356,561	3/1995	Berry	D14/138
D. 356,562	3/1995	Nuovo	D14/138
D. 356,563	3/1995	Berry	D14/138
D. 357,250	4/1995	Ifuji et al.	D14/138
D. 359,283	6/1995	Rudkiewicz	D14/149
D. 361,328	8/1995	White	D14/138
D. 361,762	8/1995	Berry	D14/138
D. 364,620	11/1995	Prior et al.	D14/147
D. 365,818	1/1996	Irie et al.	D14/138
D. 374,006	9/1996	Tattari	D14/138
D. 374,007	9/1996	Tattari	D14/138
D. 384,554	10/1997	Nuovo et al.	D14/138
D. 384,950	10/1997	Park	D14/138
D. 385,876	11/1997	Park	D14/138
D. 385,887	11/1997	Park	D14/250
D. 386,188	11/1997	Park	D14/250
D. 388,081	12/1997	Lohrding et al.	D14/138
D. 394,438	5/1998	Nagele et al.	D14/250 X
5,745,566	4/1998	Petrella et al.	379/433

Primary Examiner—Jeffrey Asch
Attorney, Agent, or Firm—Perman & Green, LLP

[56] **References Cited**

U.S. PATENT DOCUMENTS

D. 289,896	5/1987	Martensson et al.	D14/53
D. 299,719	2/1989	Martensson et al.	D14/138
D. 302,423	7/1989	Martensson et al.	D14/138
D. 320,984	10/1991	Tattari	D14/138
D. 325,576	4/1992	Pitkonen	D14/138
D. 325,577	4/1992	Karlin	D14/138
D. 334,926	4/1993	Hunt et al.	D14/138
D. 339,338	9/1993	Tattari et al.	D14/138
D. 341,138	11/1993	Cummings	D14/138
D. 345,734	4/1994	Seymour et al.	D14/138
D. 349,112	7/1994	Tattari	D14/138
D. 352,708	11/1994	Rossi	D14/138
D. 353,807	12/1994	White	D14/138

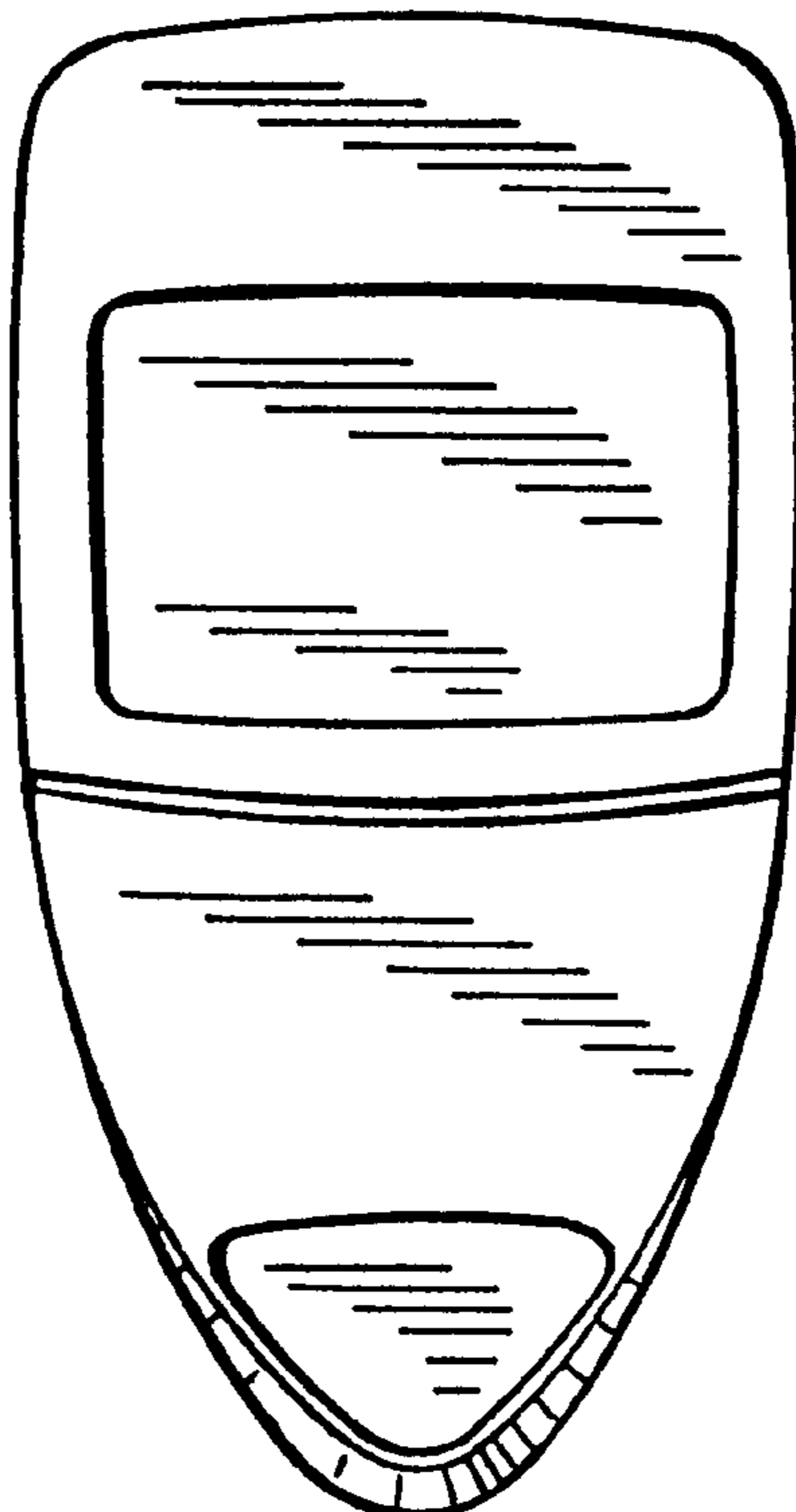
[57] **CLAIM**

The ornamental design of a “display for a telephone handset”, as shown and described.

DESCRIPTION

FIG. 1 is a front elevational view showing our new design; FIG. 2 is a bottom, front and right side perspective view thereof; and, FIG. 3 is a top, front and left side perspective view thereof. The broken line showings of FIGS. 2 and 3 are for illustrative purposes only and form no part of the claimed design.

1 Claim, 3 Drawing Sheets



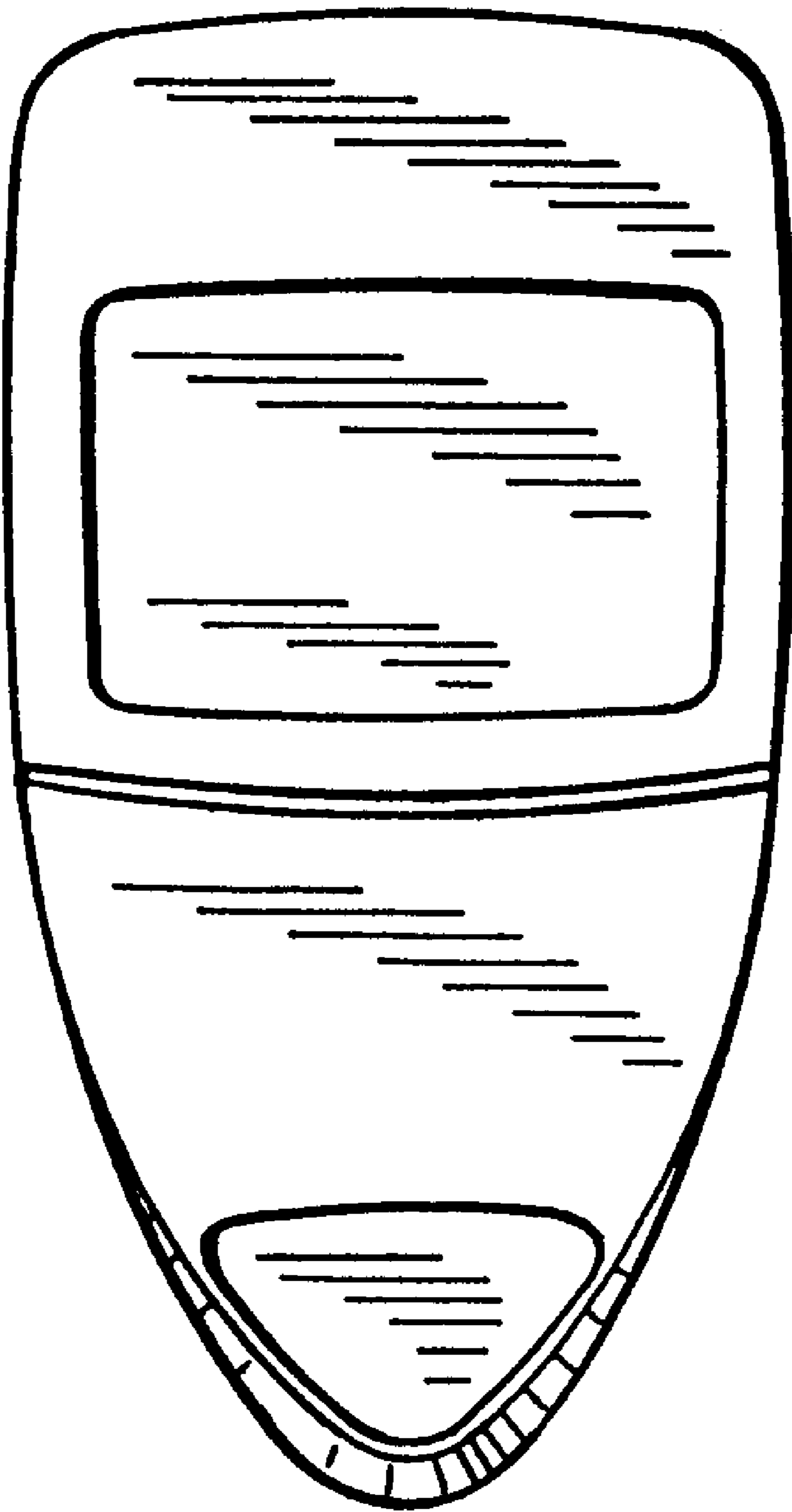


FIG. 1

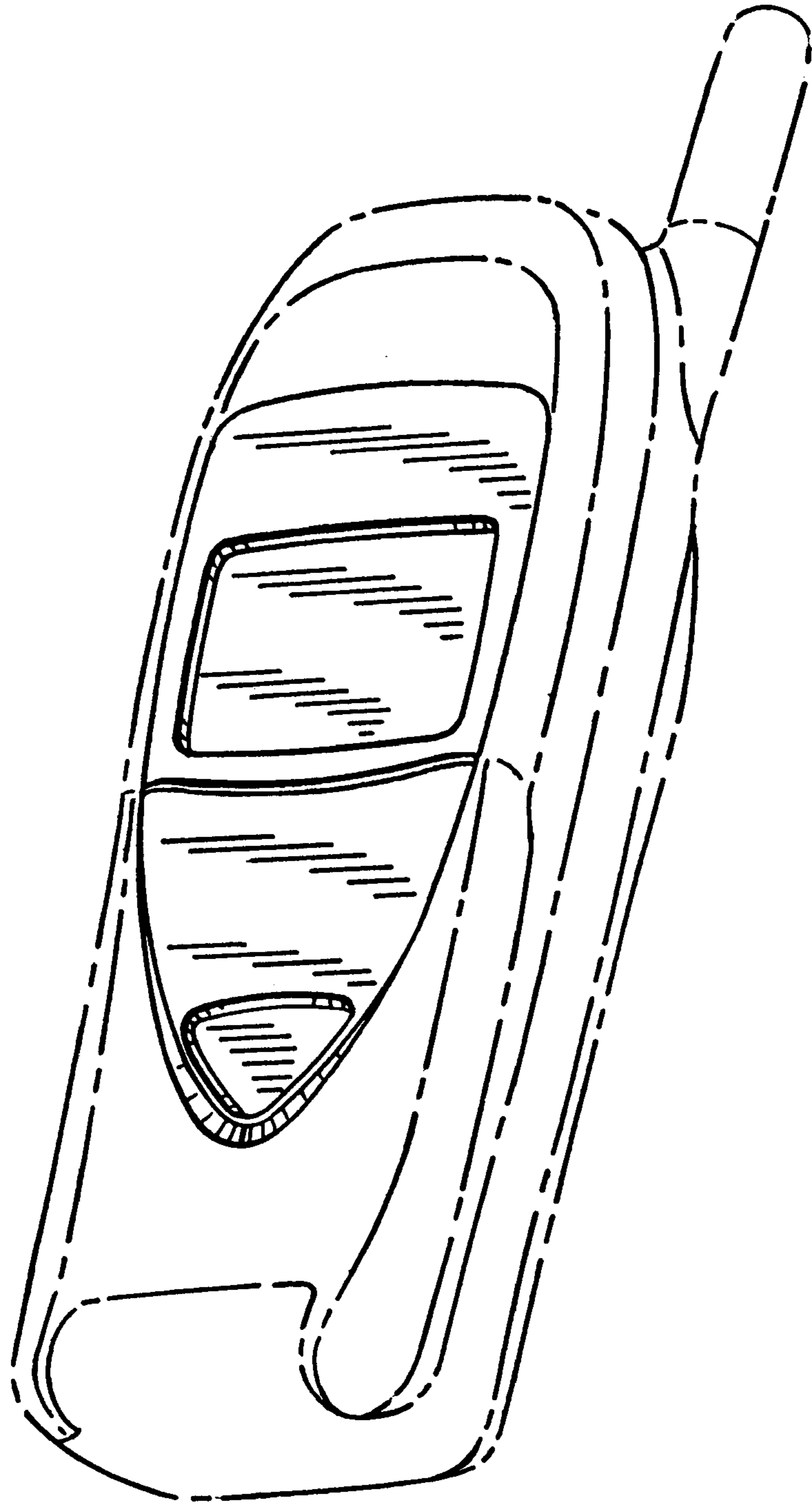


FIG. 2

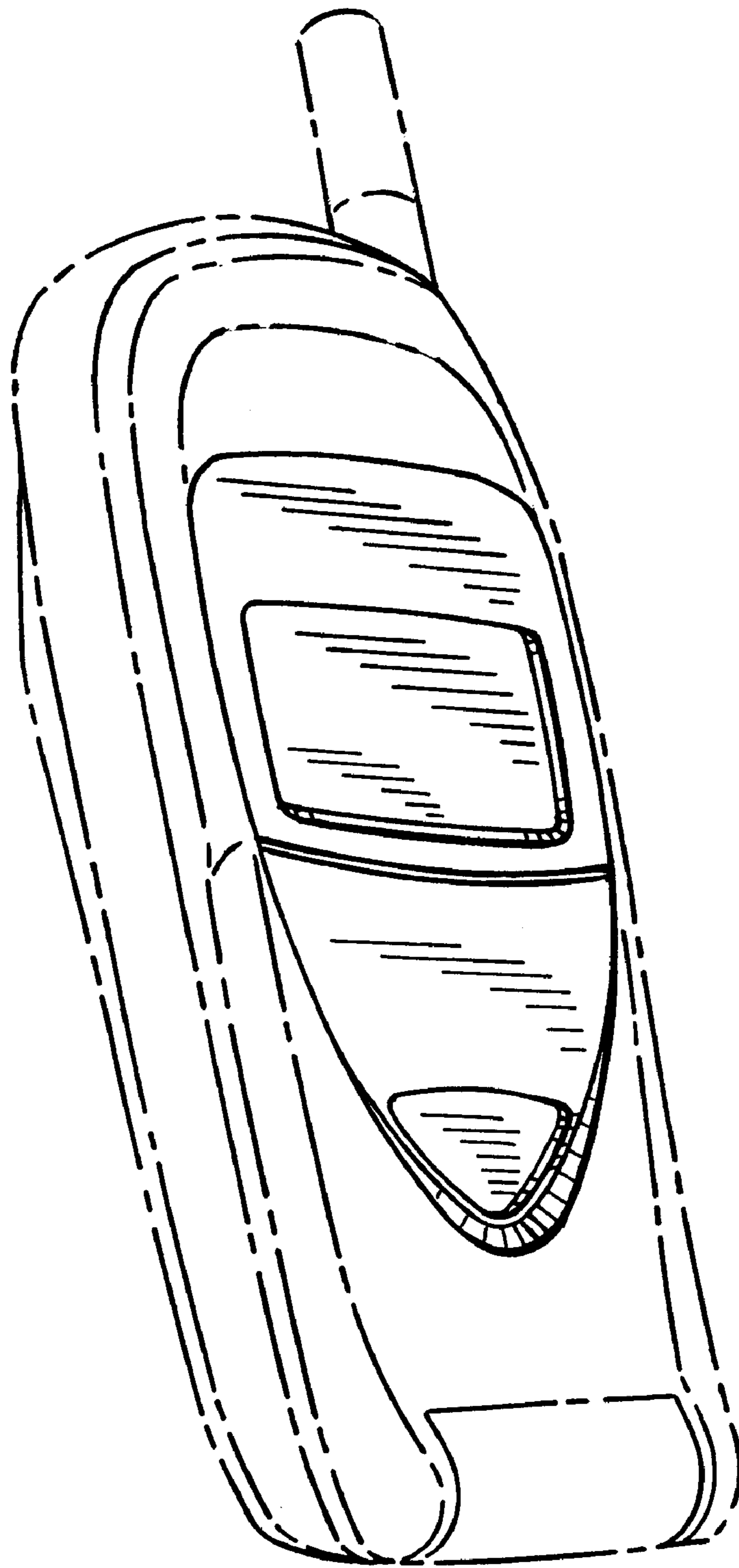


FIG. 3