



US00D409994S

United States Patent [19]

[11] **Patent Number: Des. 409,994**

Ji et al.

[45] **Date of Patent: ** *May 18, 1999**

[54] **PERSONAL COMPUTER FRONT BEZEL**

[56] **References Cited**

[75] Inventors: **Jason Ji**, Diamond Bar; **Richard C. Y. Fu**, Cerritos, both of Calif.

U.S. PATENT DOCUMENTS

D. 363,478 10/1995 Tinsley, Jr. et al. D14/115
D. 370,900 6/1996 Reiter D14/115

[73] Assignee: **Hon Hai Precision Ind. Co., Ltd.**,
Taipei Hsien, Taiwan

Primary Examiner—Freda Nunn

[*] Notice: This patent is subject to a terminal disclaimer.

[57] **CLAIM**

The ornamental design for a personal computer front bezel, as shown and described.

[**] Term: **14 Years**

DESCRIPTION

[21] Appl. No.: **29/078,051**

FIG. 1 is a perspective view of a personal computer front bezel showing my new design;

[22] Filed: **Oct. 16, 1997**

FIG. 2 is a front elevational view thereof;

[51] **LOC (6) Cl.** **14-02**

FIG. 3 is a right side elevational view thereof;

[52] **U.S. Cl.** **D14/115**

FIG. 4 is a rear elevational view thereof;

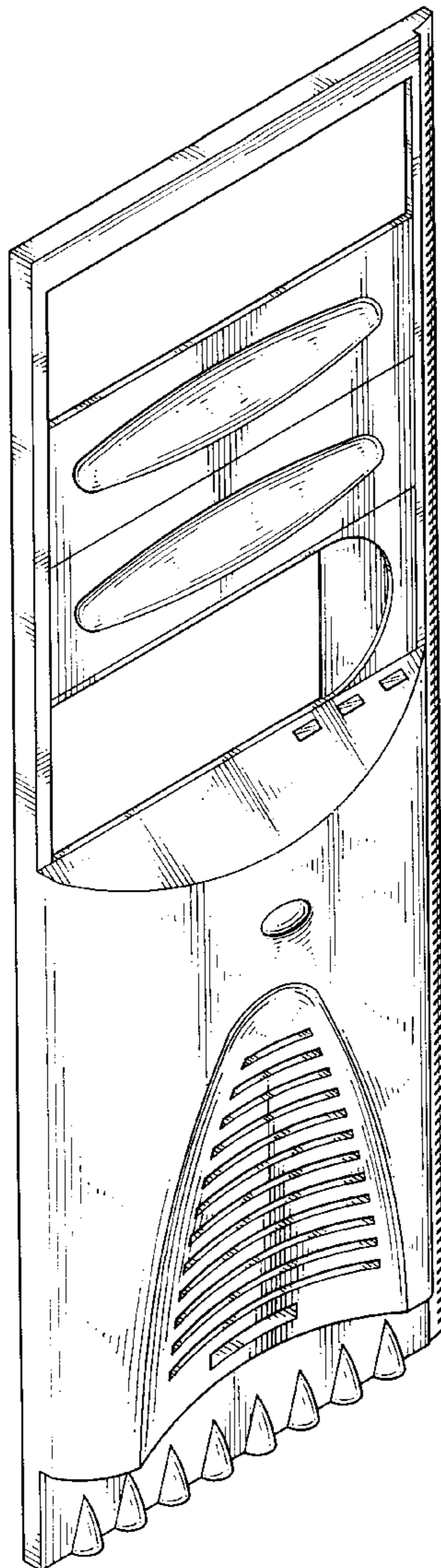
[58] **Field of Search** D14/100, 102,
D14/107-109, 115, 257, 258; D10/103;
D13/162, 164, 177, 184, 199; 312/223.2;
428/99; 361/600, 622, 724-728

FIG. 5 is a left side elevational view thereof;

FIG. 6 is a top plan view thereof; and,

FIG. 7 is a bottom plan view thereof.

1 Claim, 7 Drawing Sheets



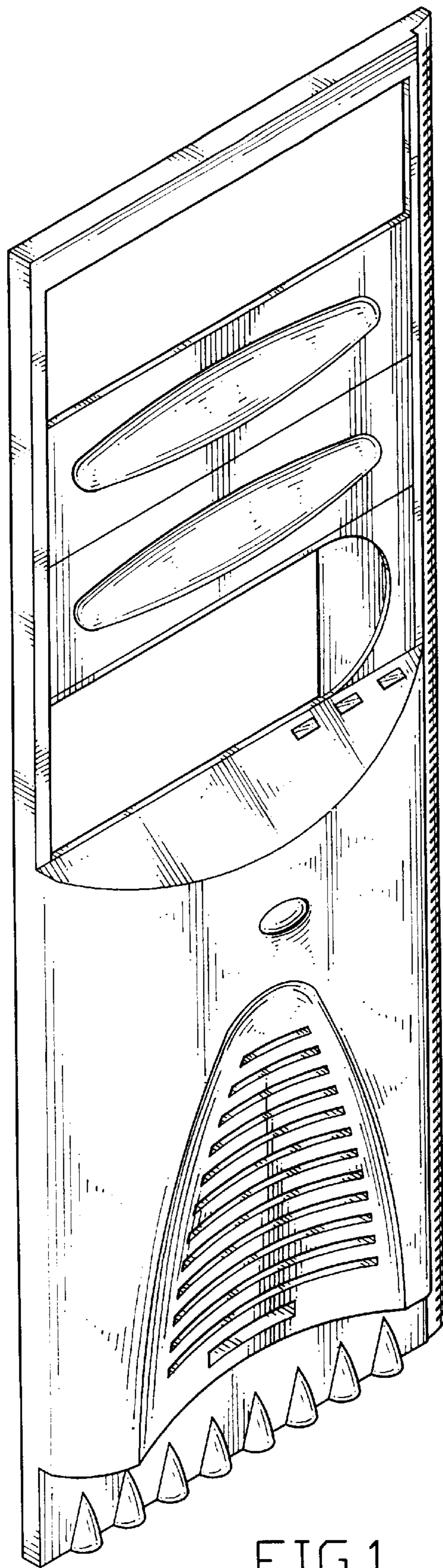


FIG.1

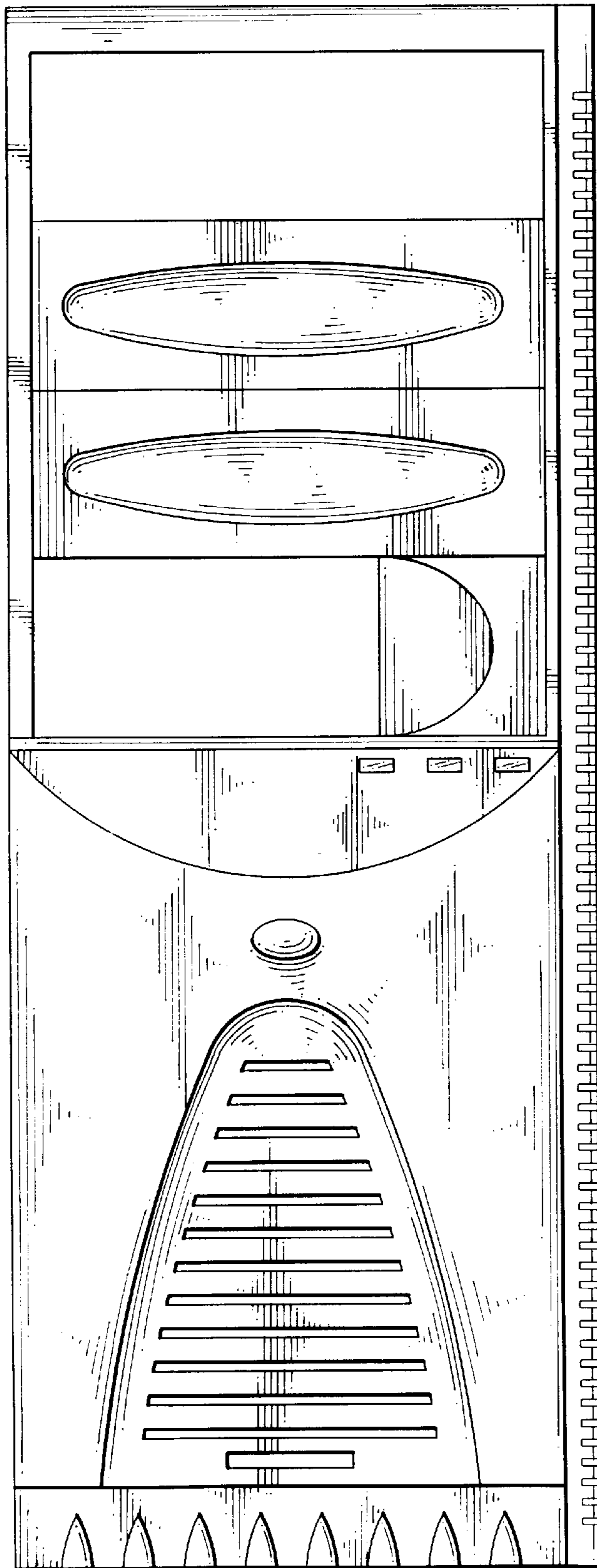


FIG.2

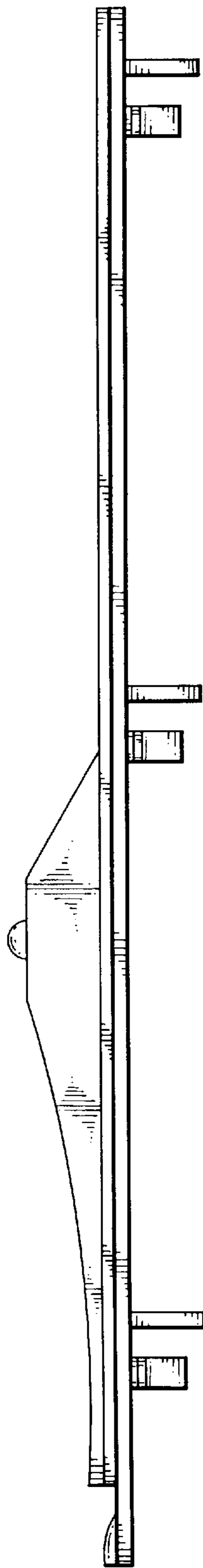


FIG.3

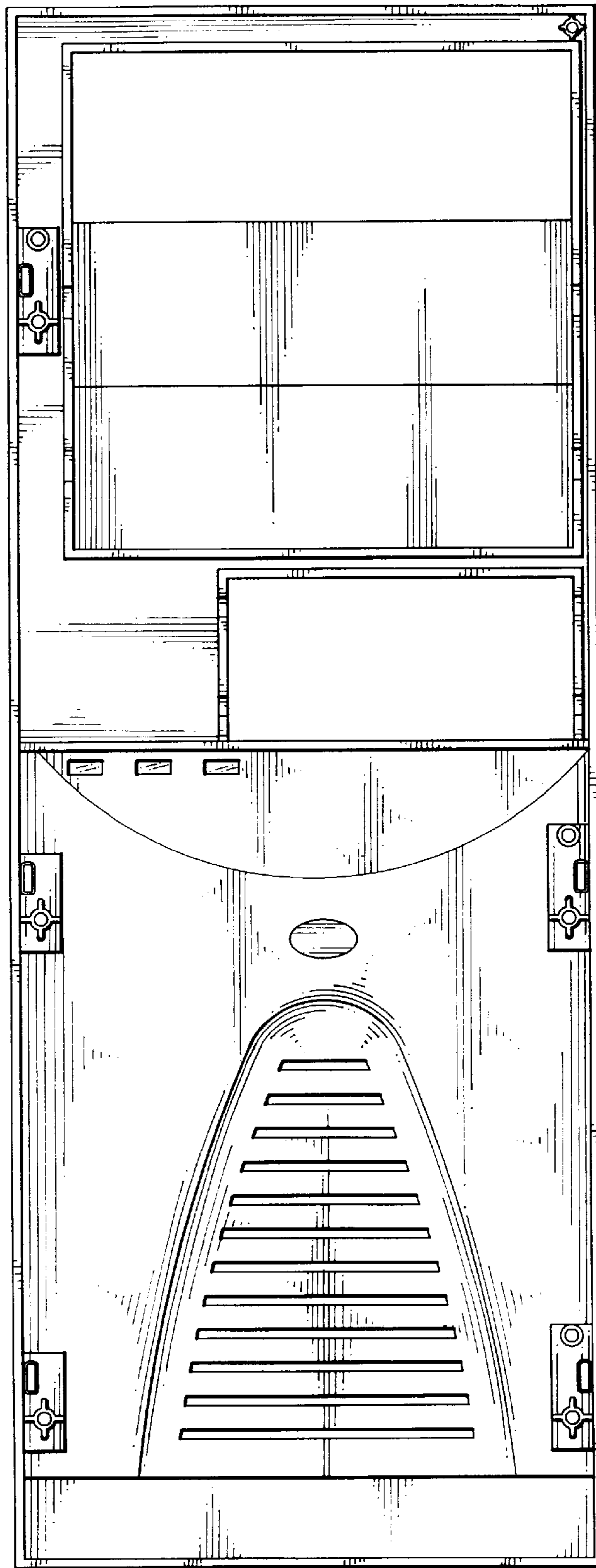


FIG. 4

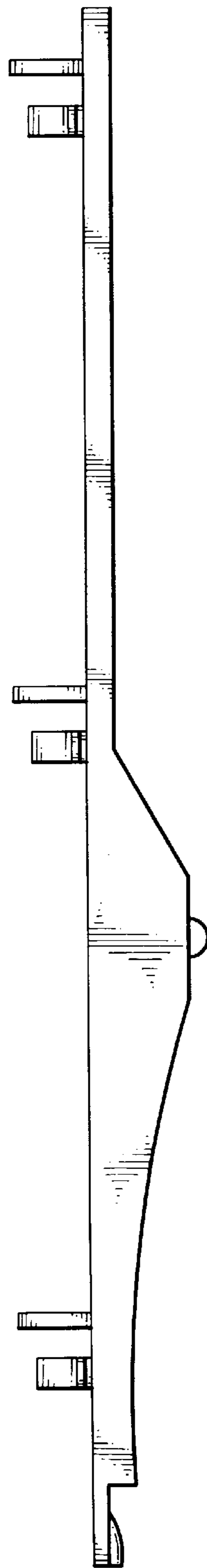


FIG.5




FIG.6




FIG. 7