



US00D409957S

United States Patent [19] Corner

[11] **Patent Number: Des. 409,957**

[45] **Date of Patent: ** May 18, 1999**

[54] **TREAD AND SHOULDER PORTION OF A VEHICLE TIRE**

[75] Inventor: **Michael Raymond Corner**, Coventry, United Kingdom

[73] Assignee: **Sumitomo Rubber Industries Limited**, Hyogo-ken, Japan

[**] Term: **14 Years**

[21] Appl. No.: **29/074,591**

[22] Filed: **Aug. 6, 1997**

[30] **Foreign Application Priority Data**

Feb. 14, 1997 [GB] United Kingdom 2063300

[51] **LOC (6) Cl.** **12-15**

[52] **U.S. Cl.** **D12/147**

[58] **Field of Search** D12/134, 136, D12/138, 140-151; 152/209 R, 209 A, 209 D

[56] **References Cited**

U.S. PATENT DOCUMENTS

- D. 112,978 1/1939 James D12/136
- D. 114,741 5/1939 Anderson D12/140
- D. 279,367 6/1985 Lindner et al. D12/149
- D. 331,555 12/1992 Grenie D12/151
- D. 341,114 11/1993 Himuro D12/147

- D. 358,792 5/1995 Guidry D12/136
- 4,545,415 10/1985 Lindner et al. 152/209 R
- 4,574,856 3/1986 Graas 152/209 R

OTHER PUBLICATIONS

BF Goodrich Comp T/A HR4 Tire, 1996 Tread Design Guide, p. 32, Feb. 1996.

Hercules Ultra AQT Tire, 1996 Tread Design Guide, p. 36, Feb. 1996.

Primary Examiner—Robert M. Spear
Attorney, Agent, or Firm—Birch, Stewart, Kolasch & Birch, LLP

[57] **CLAIM**

The ornamental design for a tread and shoulder portion of a vehicle tire, as shown and described.

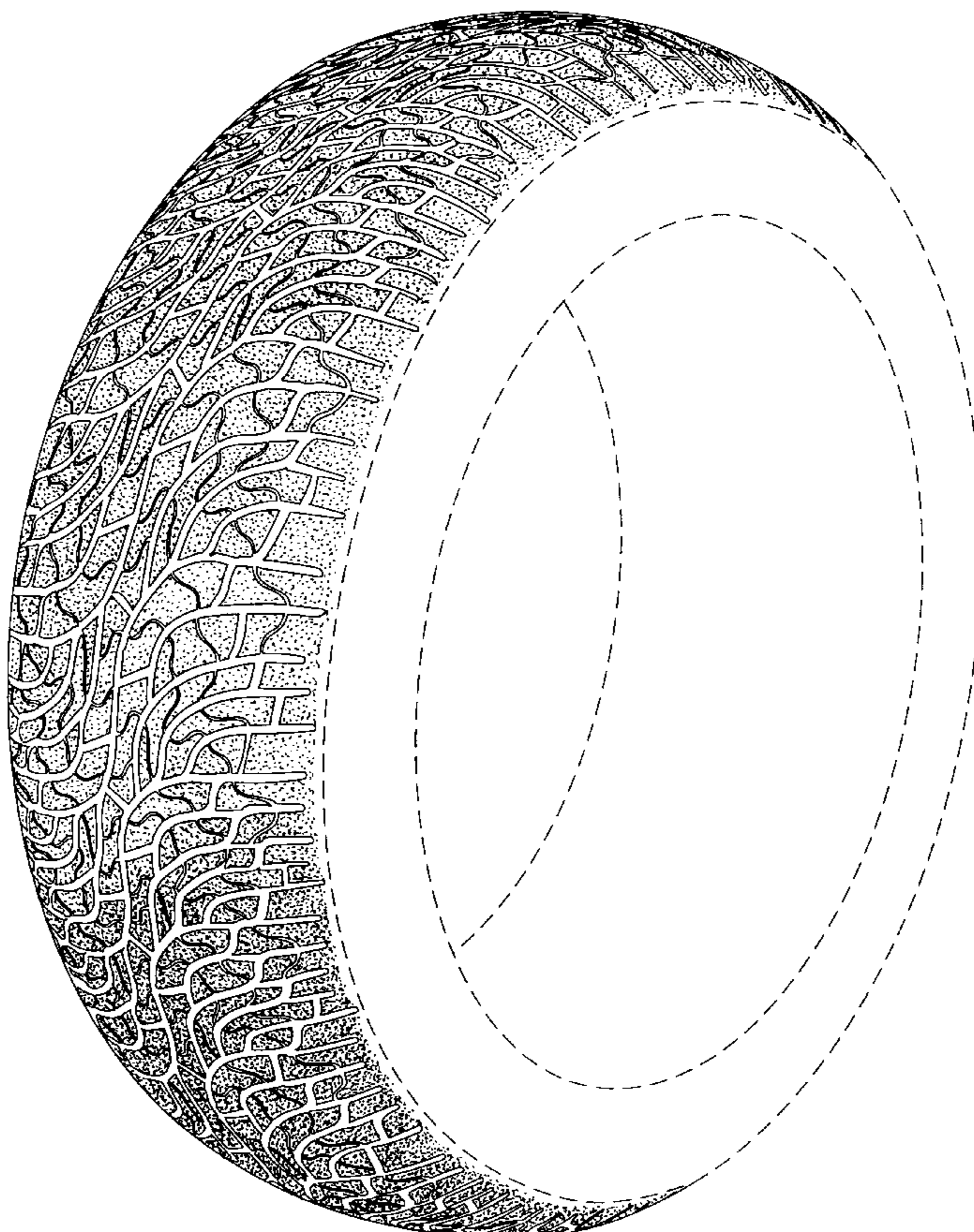
DESCRIPTION

FIG. 1 is a front perspective view of a tread and shoulder portion of a vehicle tire showing my new design, it being understood that the tread and shoulder pattern repeats uniformly throughout the circumference of the tread and shoulder;

FIG. 2 is a front view of the tire of FIG. 1 it being understood that the back view is the same; and,

FIG. 3 is a side view of the tire of FIG. 1 shown at a reduced scale, it being understood that the other side is the same.

1 Claim, 3 Drawing Sheets



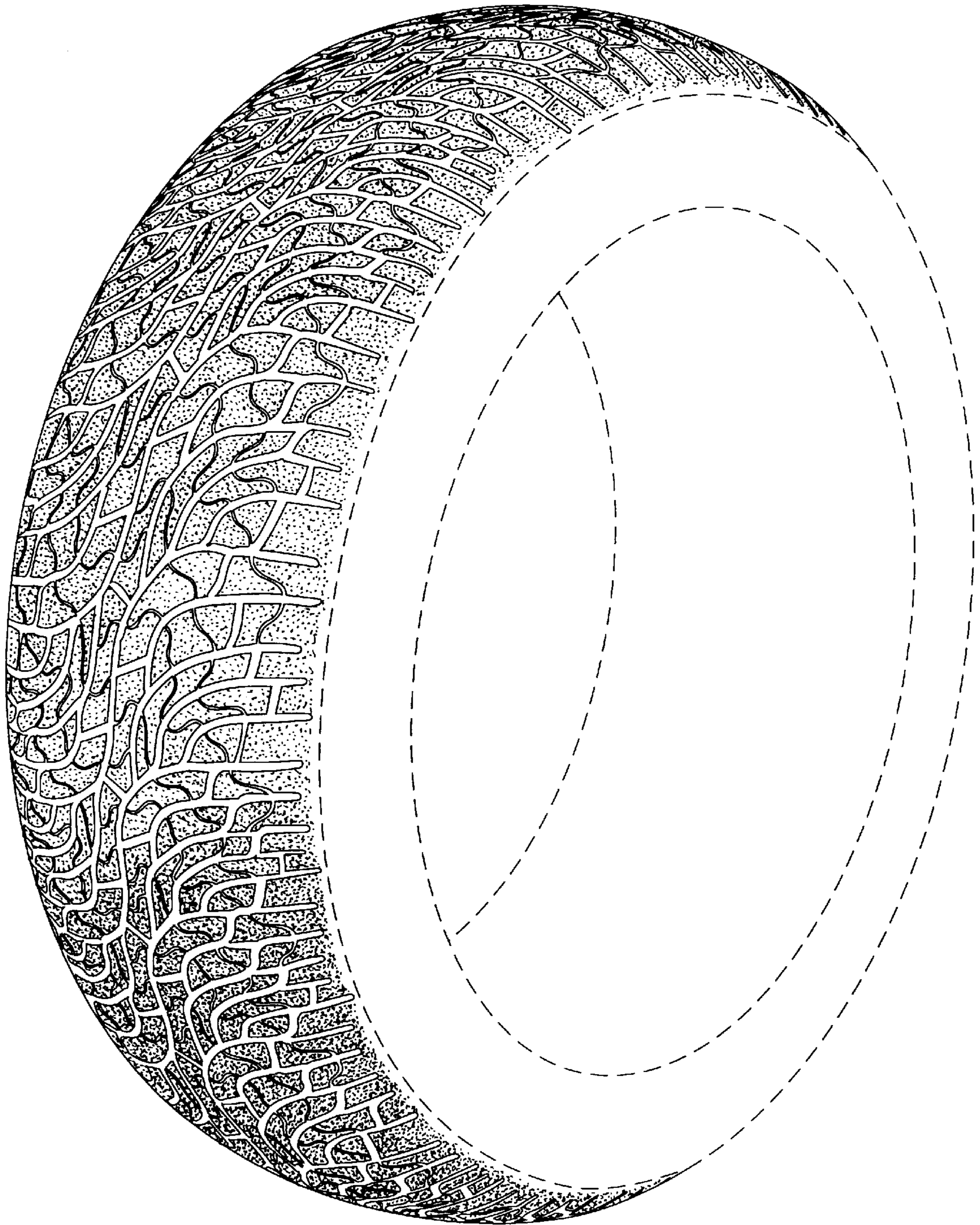


FIG. 1




FIG. 2

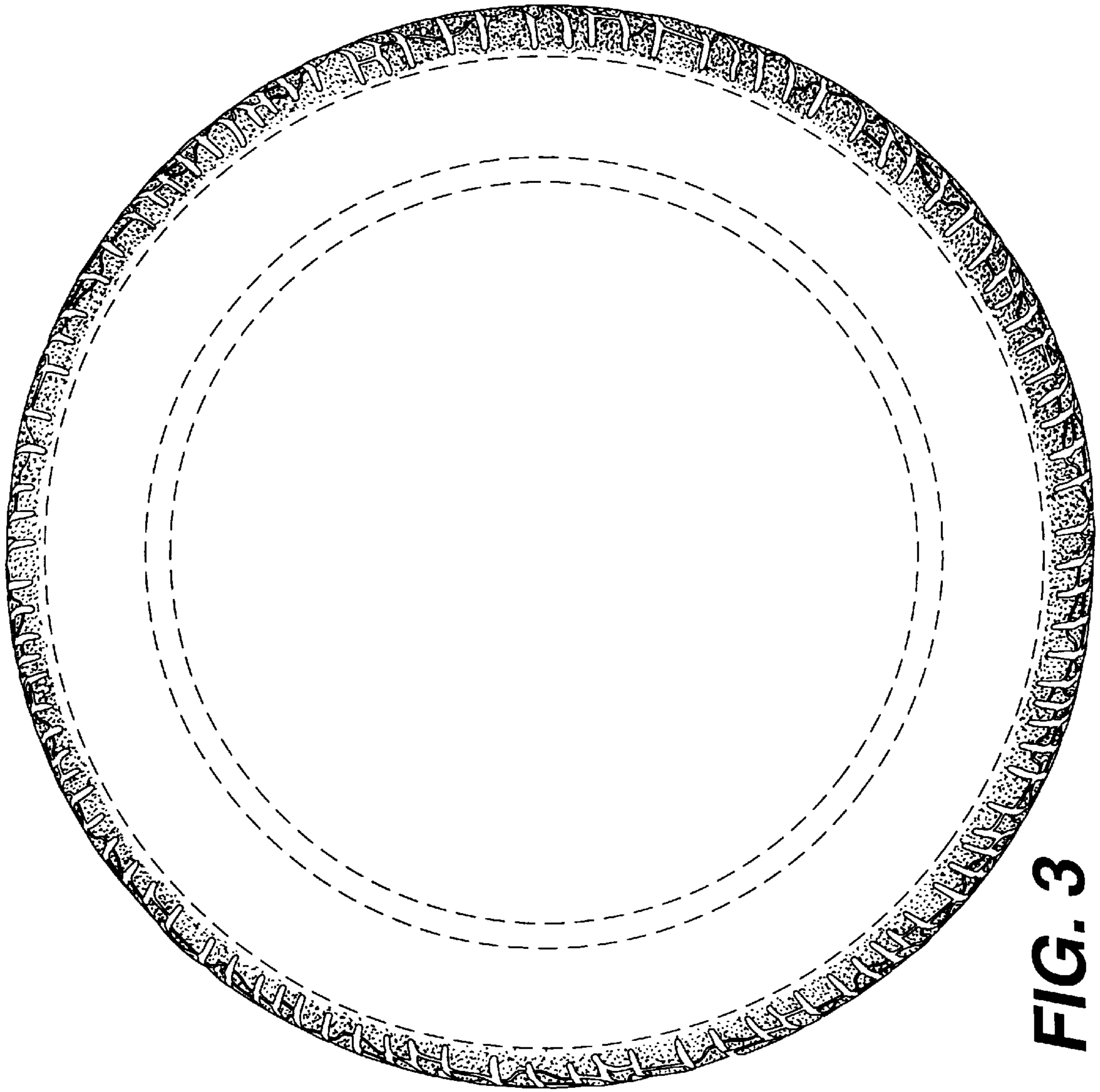


FIG. 3