



US00D409924S

United States Patent [19] Kennedy

[11] Patent Number: Des. 409,924

[45] Date of Patent: ** May 18, 1999

[54] WATCH CASING AND BEZEL
[75] Inventor: M. Amelia Kennedy, Woodbury, Conn.
[73] Assignee: Timex Corporation, Middlebury, Conn.
[**] Term: 14 Years

D. 378,574 3/1997 Houlihan .
D. 383,396 9/1997 Houlihan D10/30
D. 389,752 1/1998 Riley D10/30
D. 394,398 5/1998 Matsuda D10/30

[21] Appl. No.: 29/092,657
[22] Filed: Aug. 25, 1998

OTHER PUBLICATIONS

Timex 1993 Catalog, p. 26—Watches across center.
Timex 1995 Catalog, p. 40—Watches in top row.
Timex 1996 Catalog, p. 37.
Timex 1998 Catalog, p. 15.

[51] LOC (6) Cl. 10-02
[52] U.S. Cl. D10/30; D10/38
[58] Field of Search D10/1-40, 122-132;
368/280-282, 276-277, 28-30, 285, 239-242,
82-84, 41-44

Primary Examiner—Nelson C. Holtje
Attorney, Agent, or Firm—Arthur G. Schaier

[57] CLAIM

The ornamental design for a “watch casing and bezel”, as shown and described.

[56] References Cited

DESCRIPTION

U.S. PATENT DOCUMENTS

D. 287,470 12/1986 Houlihan .
D. 323,786 2/1992 Ishizaka .
D. 327,441 6/1992 Yamamoto et al. .
D. 327,442 6/1992 Yamamoto et al. .
D. 327,443 6/1992 Sugita et al. .
D. 333,987 3/1993 Sugibayashi D10/30
D. 339,531 9/1993 Morishima .
D. 346,975 5/1994 Houlihan .
D. 356,042 3/1995 Nakanishi D10/39
D. 375,054 10/1996 Tomita D10/38

FIG. 1 is a perspective view of a watch casing and bezel showing my new design;
FIG. 2 is a left side elevational view thereof;
FIG. 3 is a top plan view thereof;
FIG. 4 is a right side elevational view thereof;
FIG. 5 is a front elevational view thereof;
FIG. 6 is a rear elevational view thereof; and,
FIG. 7 is a bottom plan view.

1 Claim, 2 Drawing Sheets

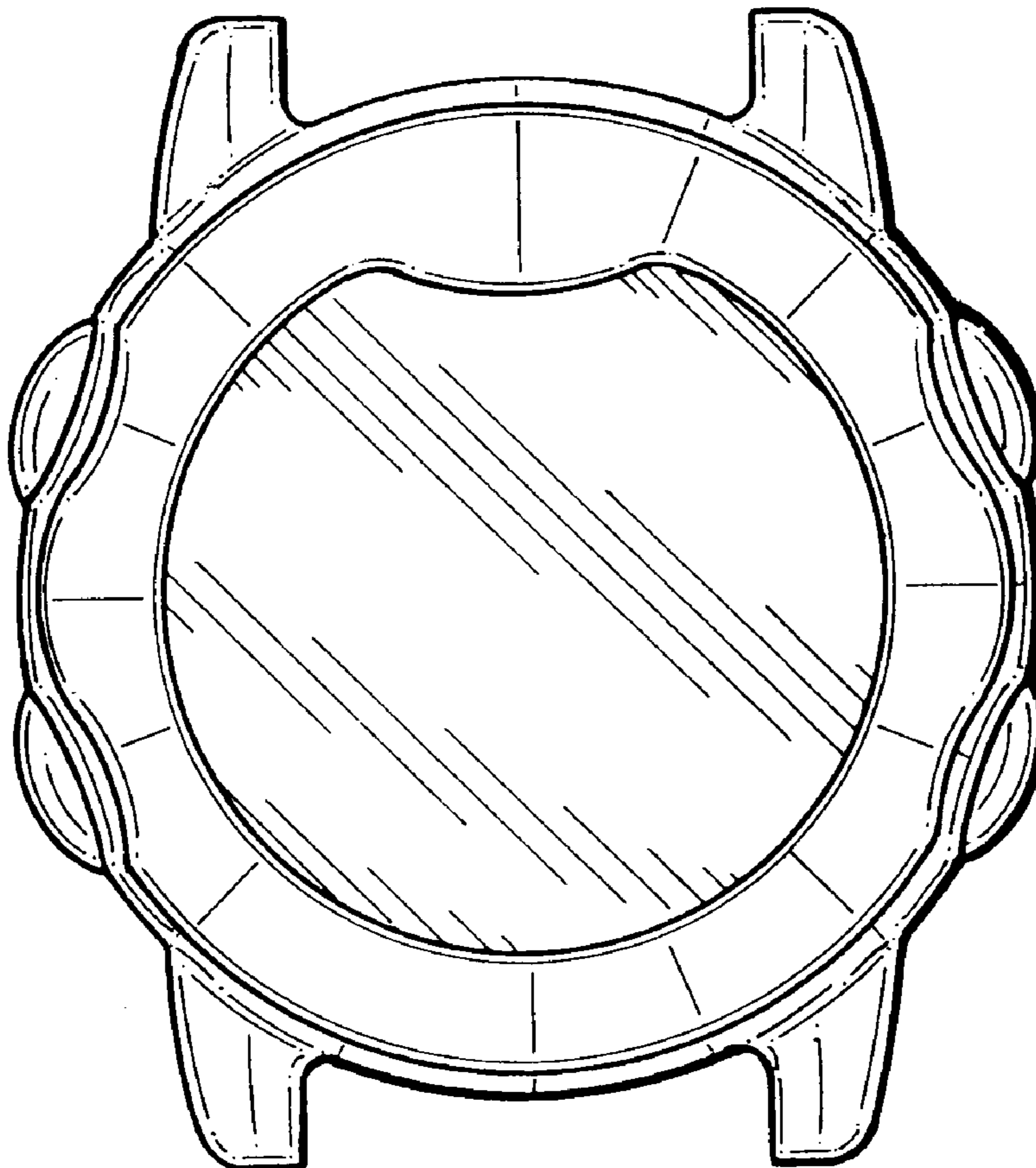


FIG. 1

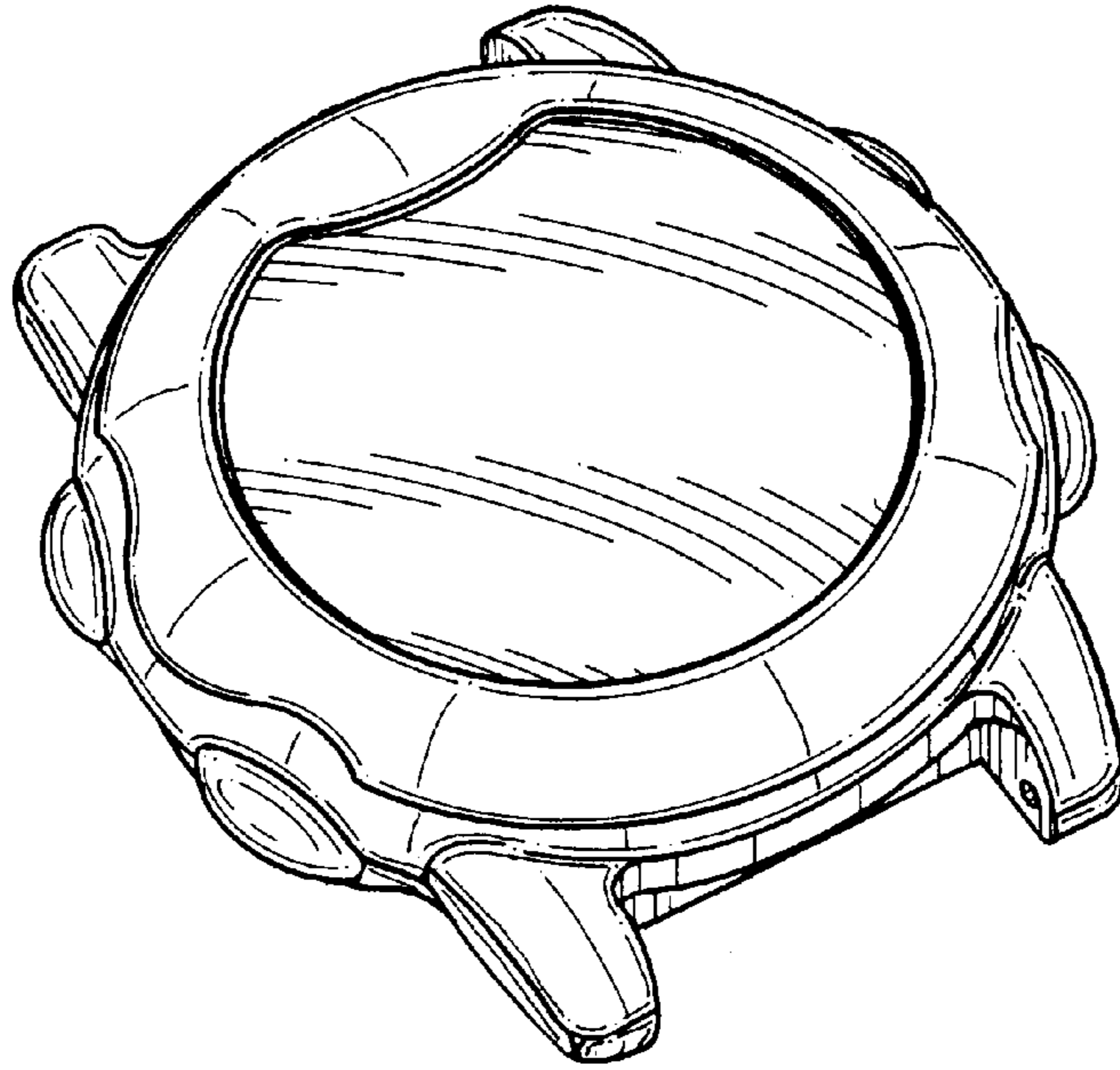


FIG. 7

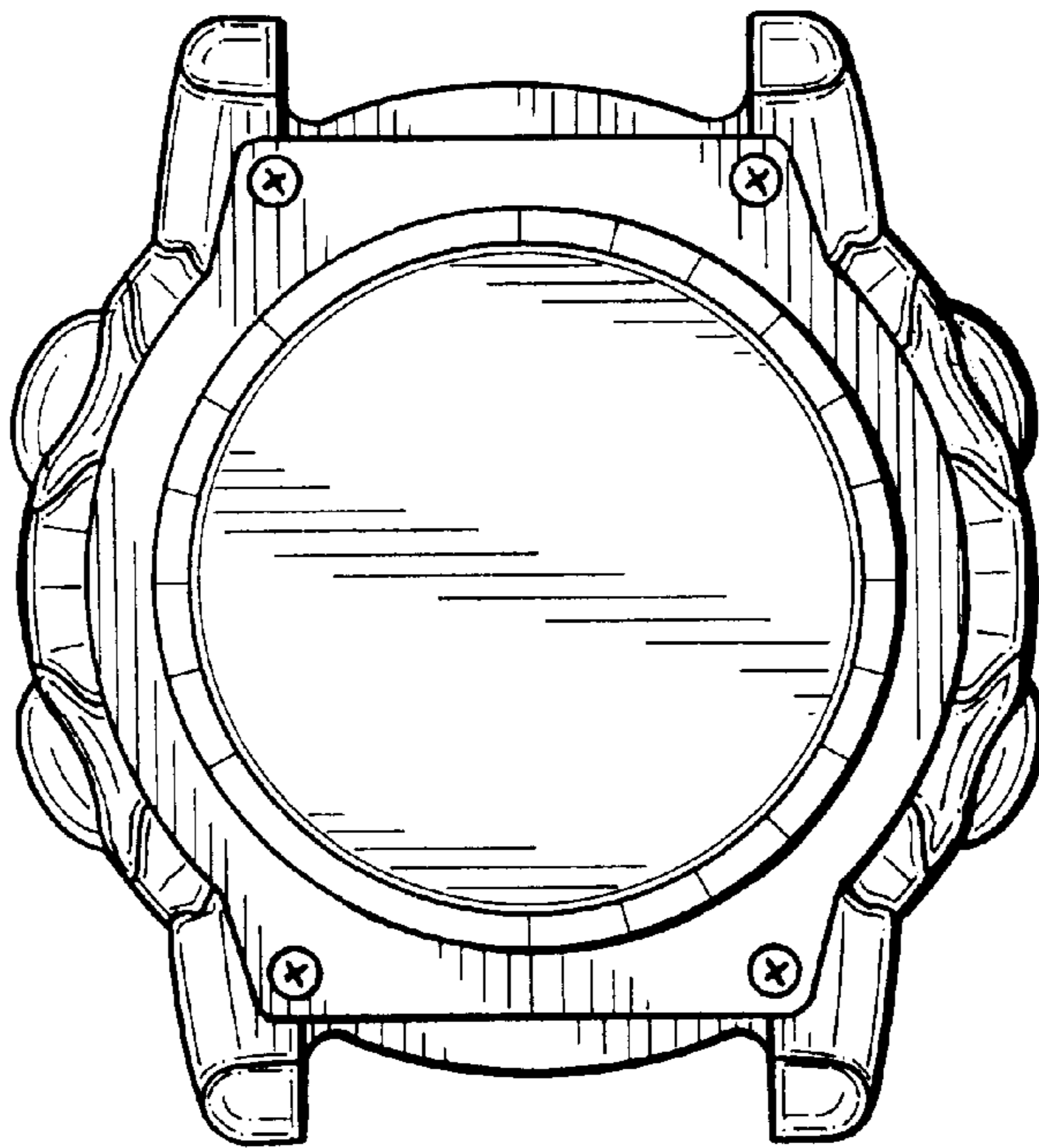


FIG. 2




FIG. 3

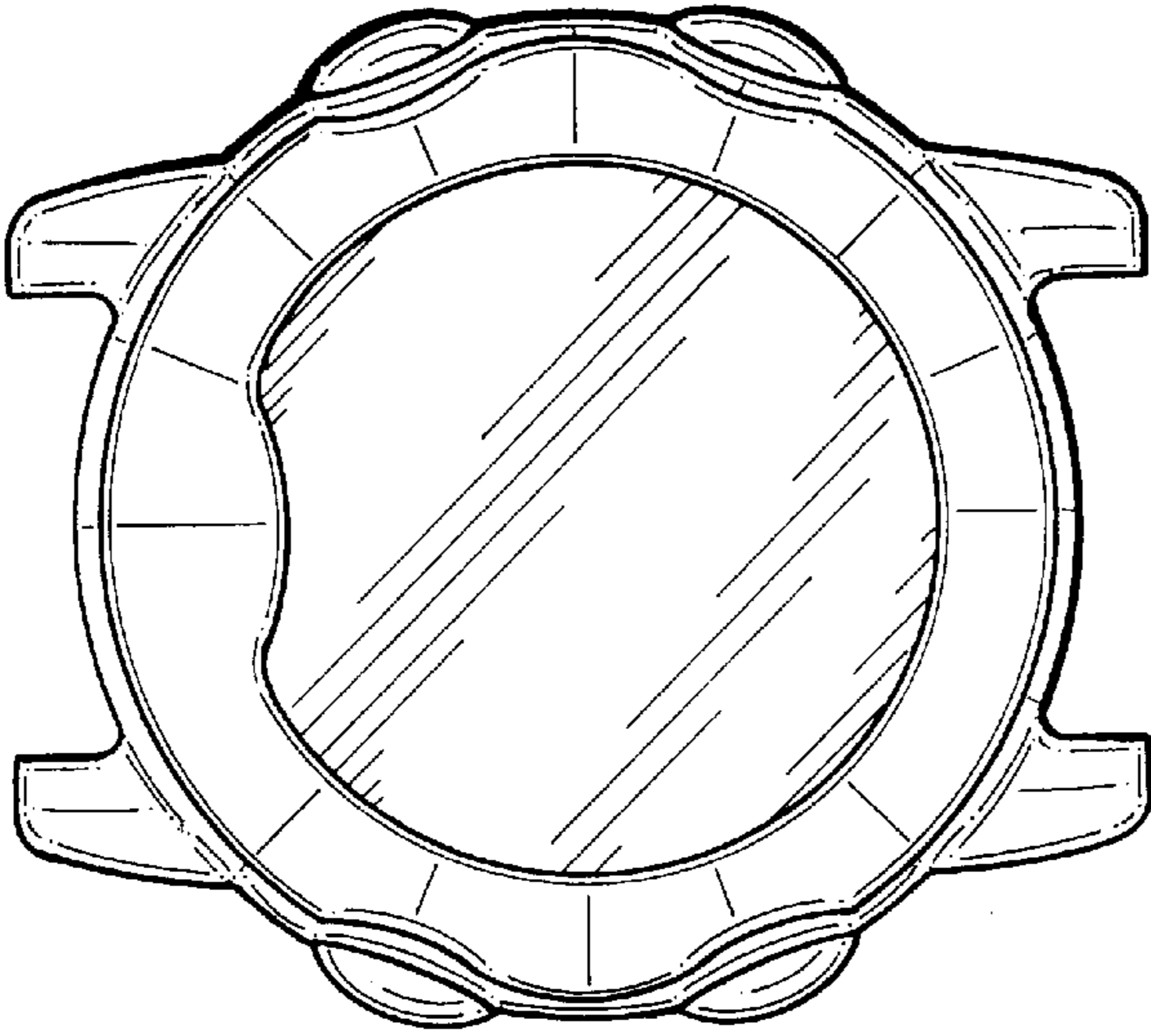


FIG. 4




FIG. 5

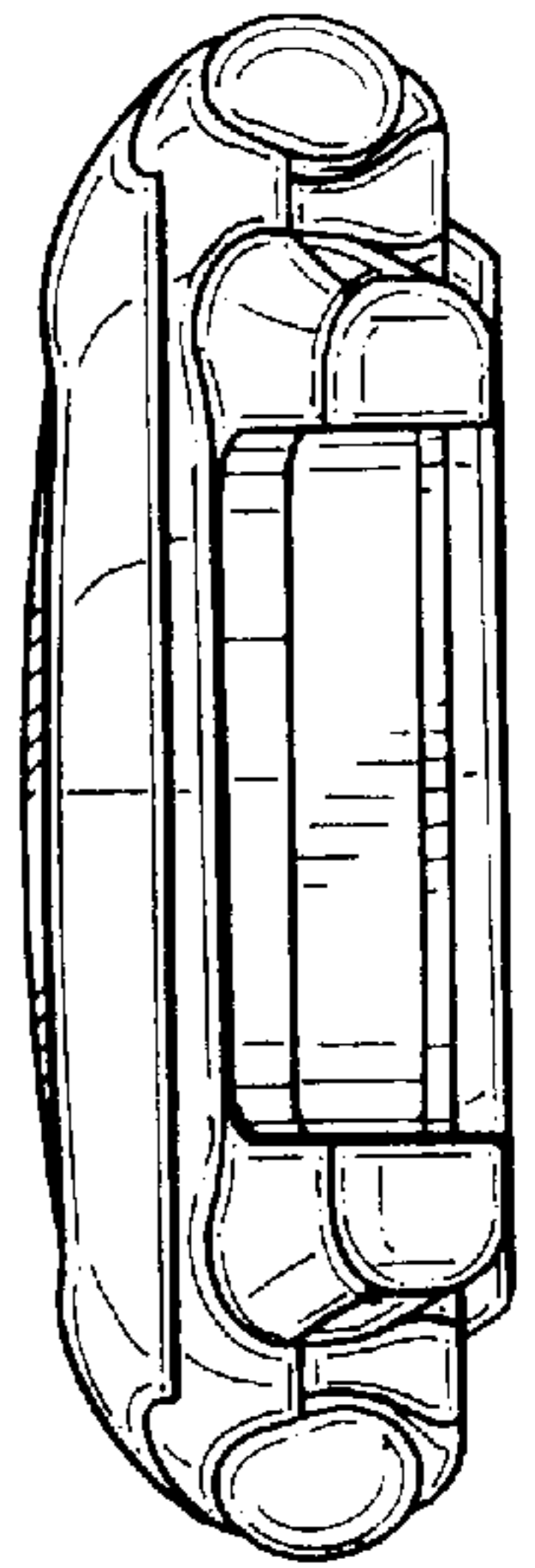


FIG. 6

