



US00D409923S

United States Patent [19] Riley

[11] Patent Number: **Des. 409,923**

[45] Date of Patent: **** May 18, 1999**

[54] **BEZEL AND CASING FOR A WATCH**

[75] Inventor: **Judith Reichel Riley**, Goshen, Conn.

[73] Assignee: **Timex Corp.**, Middlebury, Conn.

[**] Term: **14 Years**

[21] Appl. No.: **29/074,570**

[22] Filed: **Jul. 16, 1997**

[51] **LOC (6) Cl.** **10-02**

[52] **U.S. Cl.** **D10/30; D10/38**

[58] **Field of Search** D10/1-40, 122-132;
368/280-282, 276-277, 28-30, 285, 239-242,
82-84, 41-44

[56] **References Cited**

U.S. PATENT DOCUMENTS

| | | | | |
|------------|--------|-----------|-------|--------|
| D. 300,210 | 3/1989 | Houlihan | | D10/32 |
| D. 349,062 | 7/1994 | Goto | | D10/39 |
| D. 379,313 | 5/1997 | Riley | | D10/30 |
| D. 379,769 | 6/1997 | Schoepfer | | D10/39 |
| D. 382,815 | 8/1997 | Riley | | D10/30 |

OTHER PUBLICATIONS

Swiss Watch & Jewelry Journal—Jun. 1982—p. 673—
Watches w/Bezels.

Timepieces Jun. 1989—p. 230—Watch BC 321 at top left of
Box at bottom of page.

Primary Examiner—Nelson C. Holtje
Attorney, Agent, or Firm—Paul R. Juhasz

[57] **CLAIM**

The ornamental design for a “bezel and casing for a watch”
as shown and described.

DESCRIPTION

FIG. 1 is a perspective elevational view of a “bezel and casing for a watch”;

FIG. 2 is a top plan view thereof;

FIG. 3 is a left side elevational view thereof;

FIG. 4 is a right elevational view thereof;

FIG. 5 is top end elevational view thereof;

FIG. 6 is a bottom end view thereof; and,

FIG. 7 is a bottom plan view thereof.

1 Claim, 1 Drawing Sheet

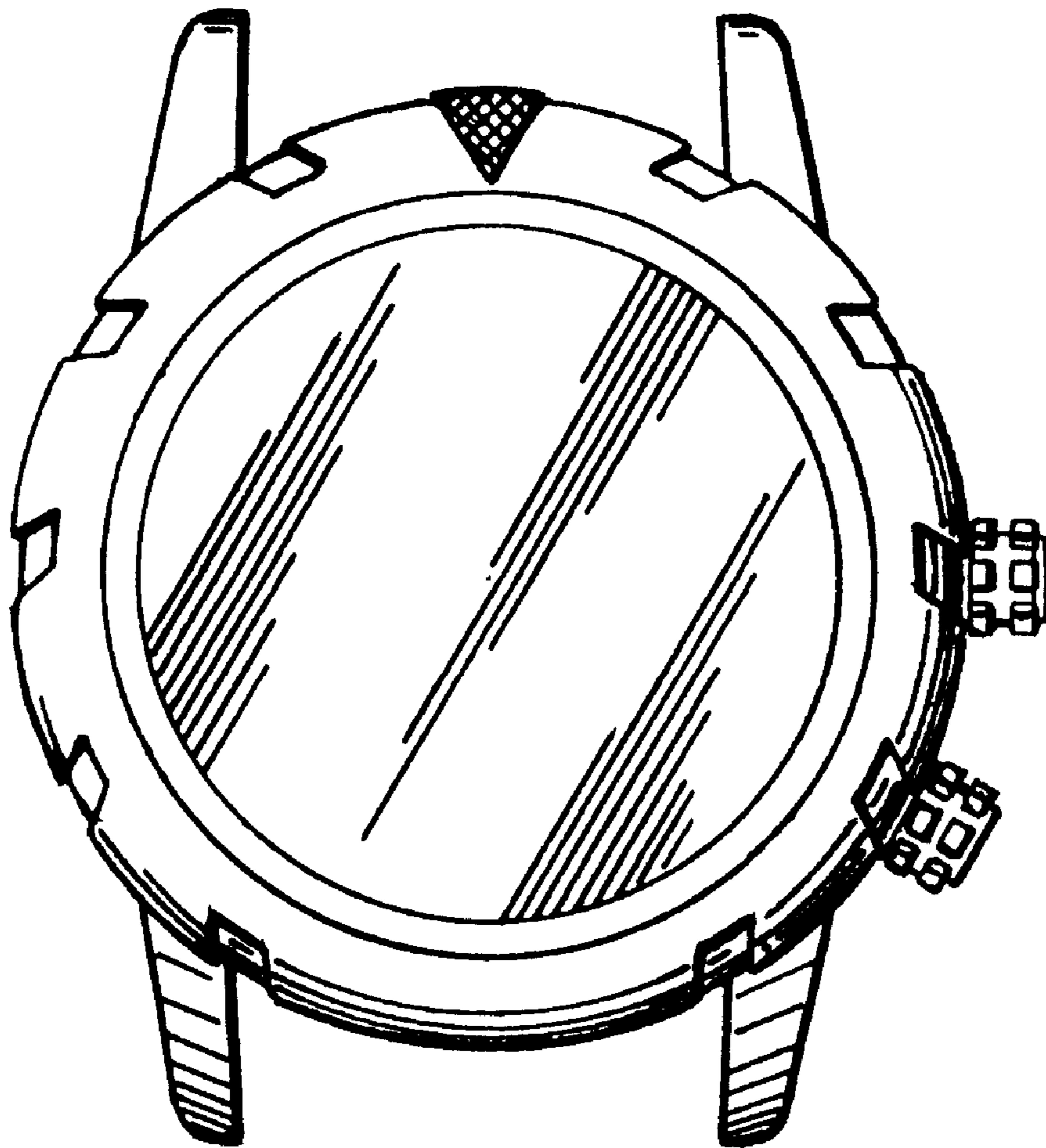


Fig.1

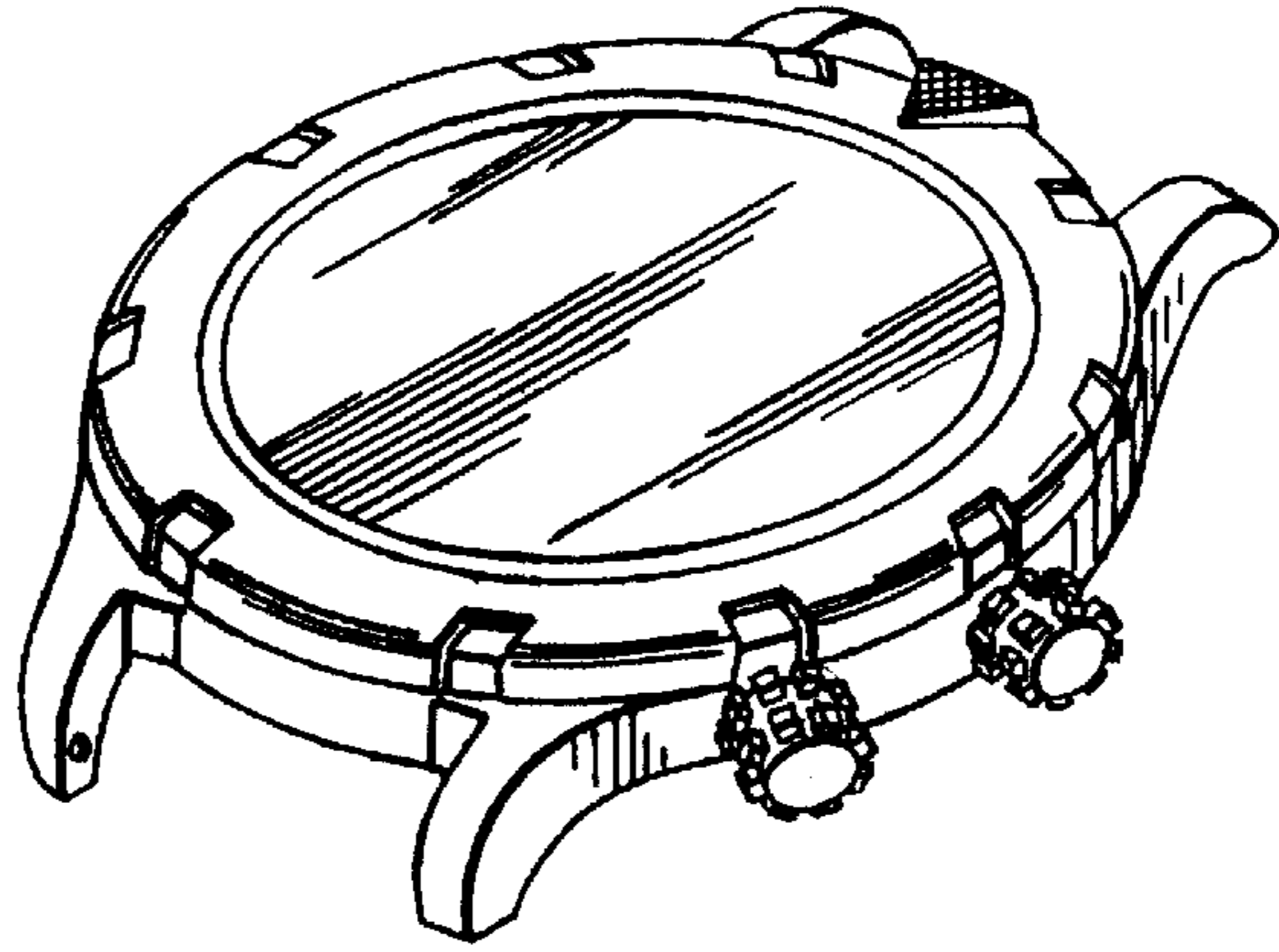


Fig.3



Fig.2

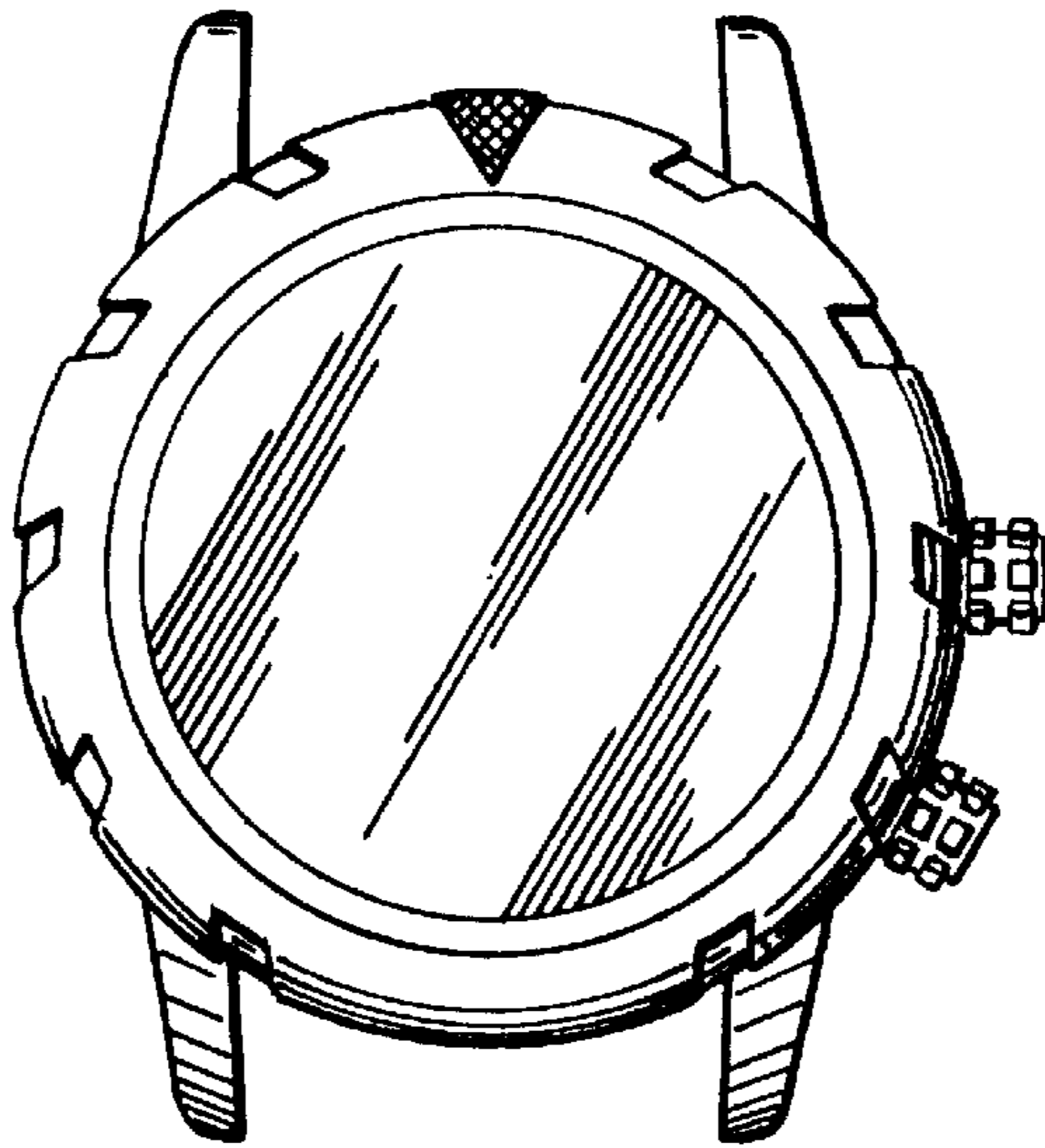


Fig.4




Fig.5




Fig.6




Fig.7

