



US00D409914S

United States Patent [19] Mark

[11] **Patent Number: Des. 409,914**

[45] **Date of Patent: ** May 18, 1999**

[54] **FLUID APPLICATOR WITH CAP**

[76] Inventor: **Phillip Mark**, 6417 Marlberry Dr.,
Orlando, Fla. 32819

[**] Term: **14 Years**

[21] Appl. No.: **29/090,244**

[22] Filed: **Jul. 2, 1998**

[51] **LOC (6) Cl.** **09-07**

[52] **U.S. Cl.** **D9/436**; D9/447; D24/152

[58] **Field of Search** D9/436, 447, 338;
D24/119, 152; D28/7, 59, 77; D32/42,
45; 15/244.1; 132/270, 320; 401/126-130,
262; 433/89, 141, 142

[56] **References Cited**

U.S. PATENT DOCUMENTS

- D. 295,380 4/1988 Virag et al. D9/447
- D. 313,087 12/1990 Bloom D9/338 X

- D. 377,216 1/1997 Mark D24/152
- D. 379,304 5/1997 Bova D9/447
- 2,119,646 6/1938 Pidel 401/126 X
- 2,170,550 8/1939 Corel D28/7 X
- 4,211,247 7/1980 Morganroth 132/270

Primary Examiner—Doris V. Coles
Assistant Examiner—Cathron B. Matta
Attorney, Agent, or Firm—Eric P. Schellin

[57] **CLAIM**

The ornamental design for a fluid applicator with cap, as shown and described.

DESCRIPTION

FIG. 1 is a side view of the fluid applicator, the opposite side thereof is identical;
FIG. 2 is a bottom view of the fluid applicator; and,
FIG. 3 is a top view of the fluid applicator.

1 Claim, 1 Drawing Sheet

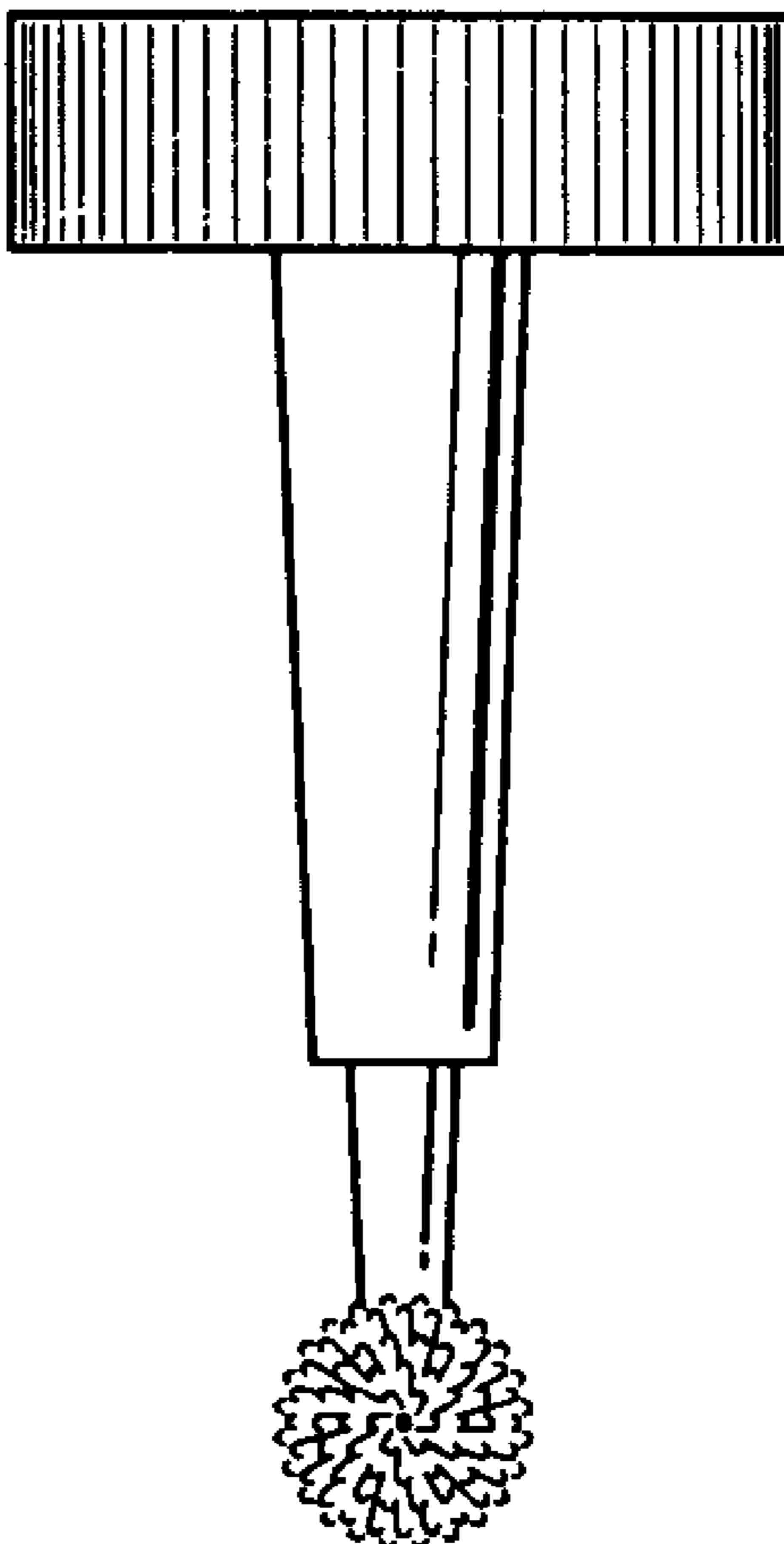


FIG. 1

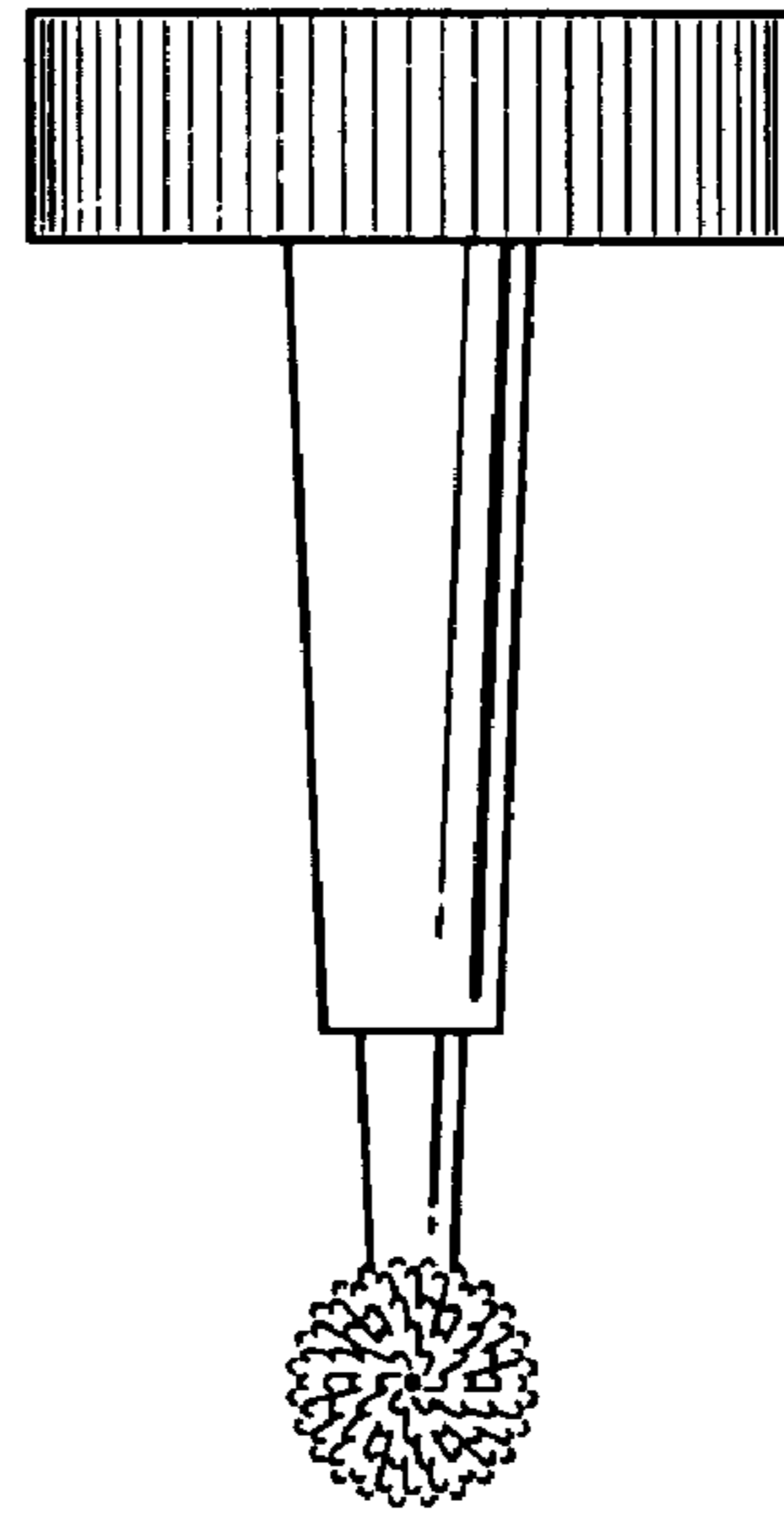


FIG. 2

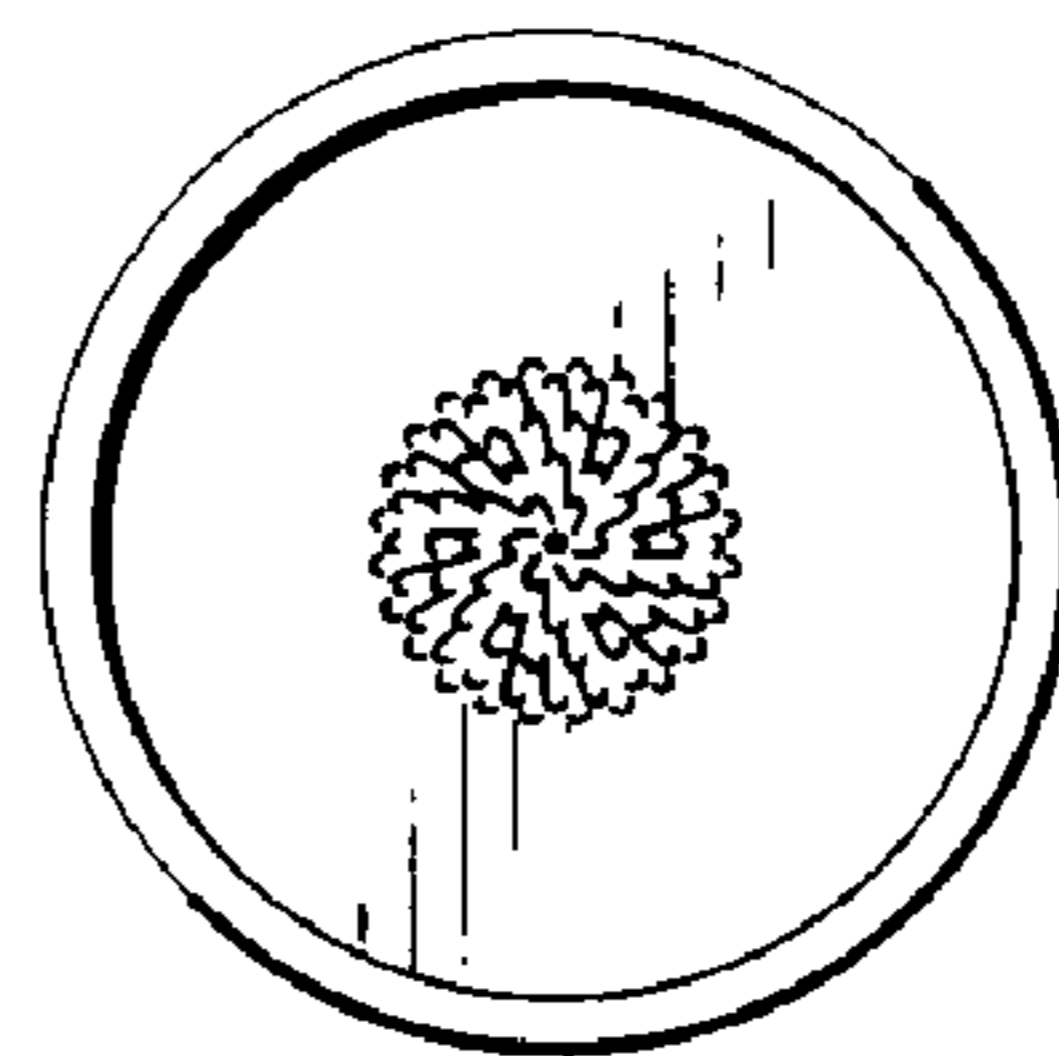


FIG. 3

