



US00D409913S

# United States Patent [19]

Le Roux

[11] **Patent Number: Des. 409,913**

[45] **Date of Patent: \*\* May 18, 1999**

[54] **BAG HOLDER**

[76] Inventor: **Paul André Le Roux**, 1302 Esplanade  
120 N., Redondo, Calif. 90277

[\*\*] Term: **14 Years**

[21] Appl. No.: **29/084,763**

[22] Filed: **Mar. 10, 1998**

[51] **LOC (6) Cl.** ..... **09-07**

[52] **U.S. Cl.** ..... **D9/434; D34/5**

[58] **Field of Search** ..... D34/5-6; D9/434;  
294/171, 153, 170; 383/13, 25; 248/95,  
97, 98, 99, 100, 101

[56] **References Cited**

**U.S. PATENT DOCUMENTS**

D. 341,236	11/1993	Gasca-Salas	.....	D34/6
D. 364,806	12/1995	Cole	.....	D9/434
D. 374,620	10/1996	McQuade et al.	.....	D9/434
4,050,492	9/1977	Veilleux	.....	150/4
4,997,149	3/1991	Koch	.....	248/100
4,998,694	3/1991	Barteaux	.....	248/100

5,160,103	11/1992	Breitenstein	.....	248/100
5,458,301	10/1995	Cournoyer	.....	248/95
5,639,051	6/1997	Surbeck	.....	248/100

*Primary Examiner*—Susan J. Lucas  
*Assistant Examiner*—Cynthia E Ramirez  
*Attorney, Agent, or Firm*—Goldstein & Canino

[57] **CLAIM**

The ornamental design for a bag holder, as shown and described.

**DESCRIPTION**

FIG. 1 is a diagrammatic perspective view of the bag holder in full lines with bags shown in broken lines representing environmental association matter being for illustrative purposes only and forming no part of the claimed invention. FIG. 2 is a top plan view of the bag holder. FIG. 3 is a bottom plan view thereof. FIG. 4 is a front elevational view thereof, the rear elevational view being a mirror image of the front view; and, FIG. 5 is a right side elevational view thereof, the left side view being a mirror image of the right side view.

**1 Claim, 2 Drawing Sheets**

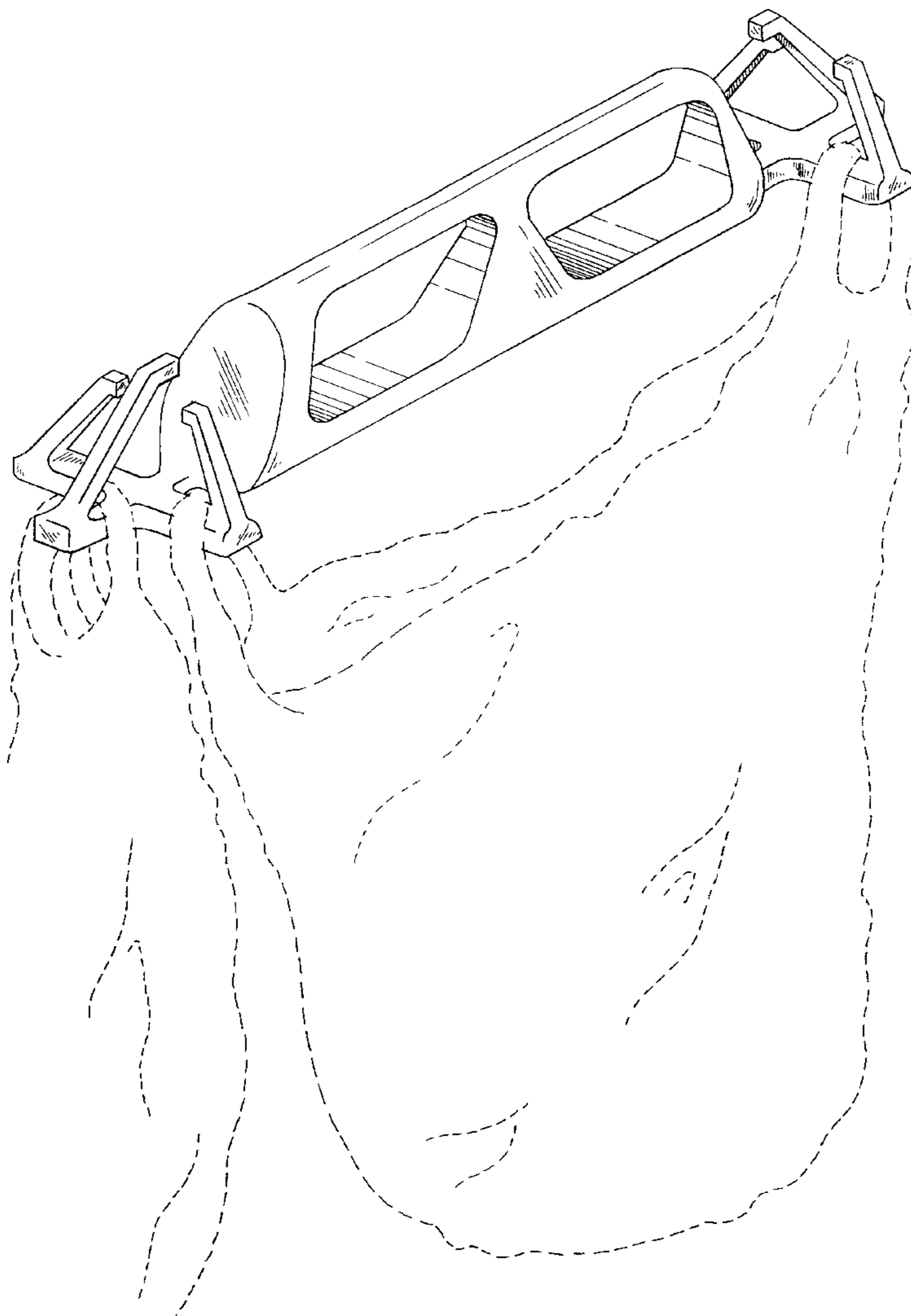


FIG. 1

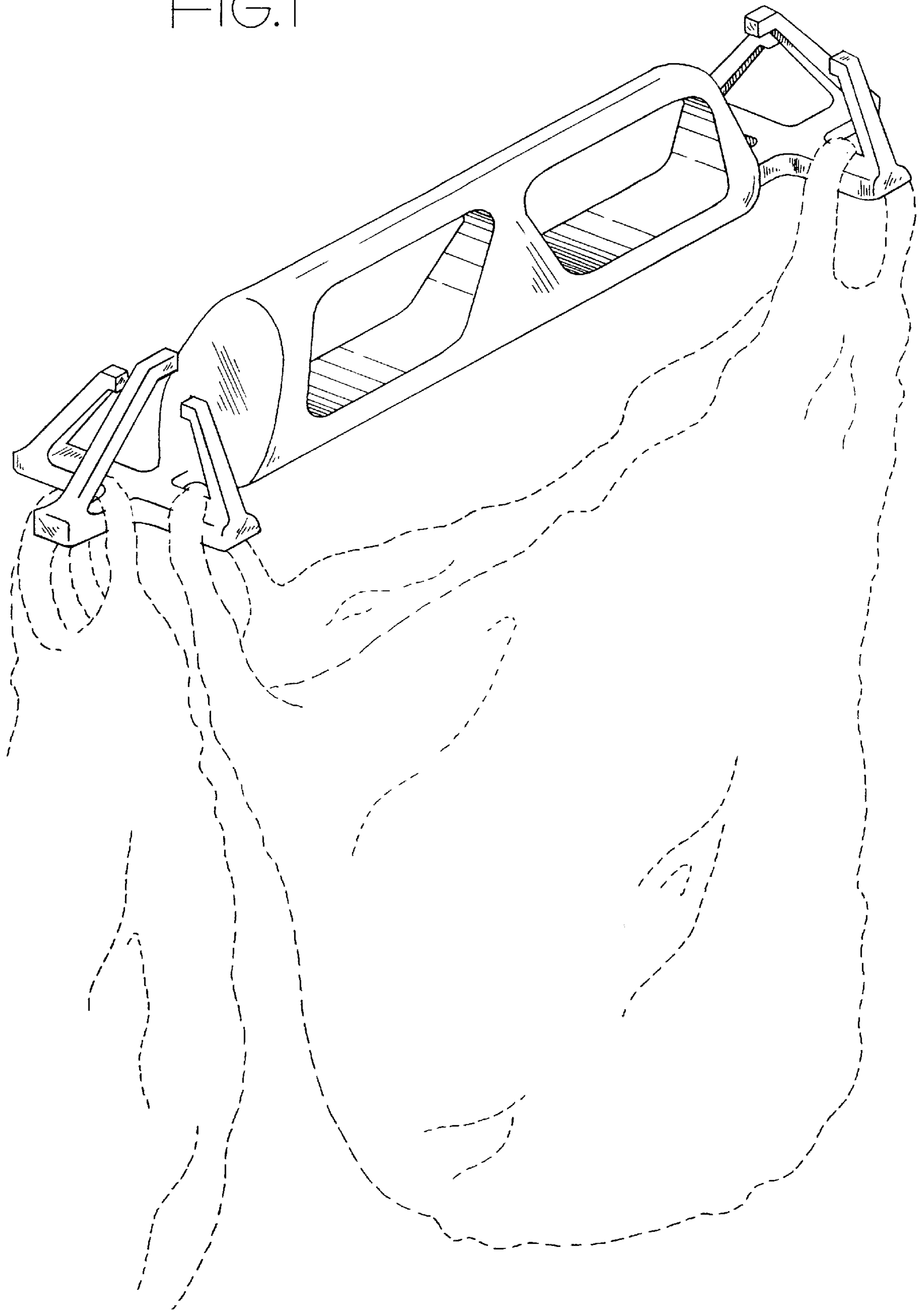


FIG.2

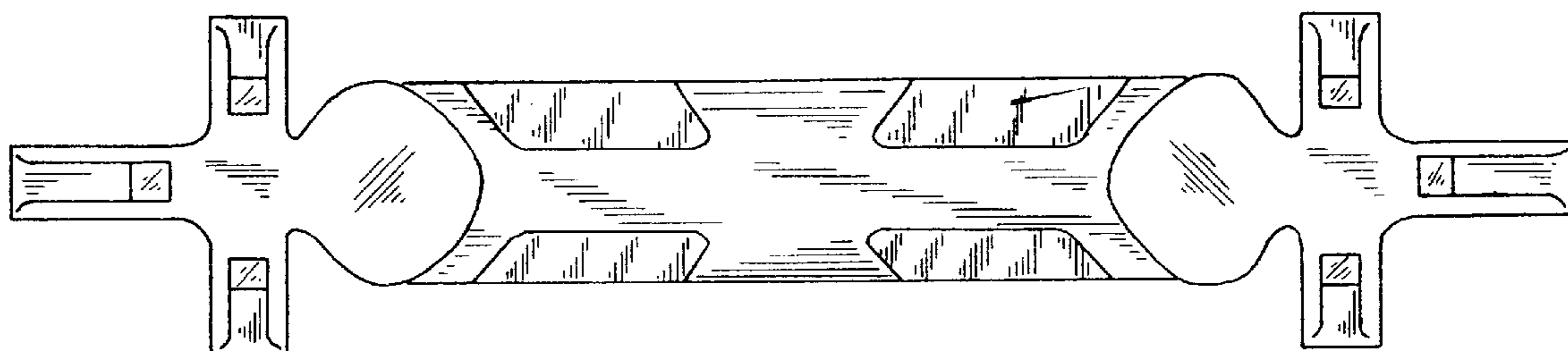


FIG.3

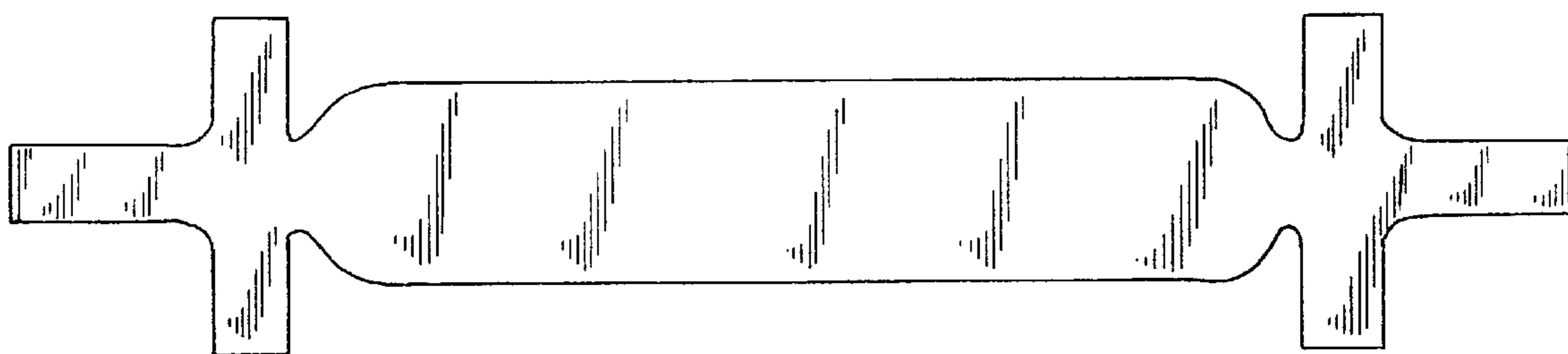


FIG.4

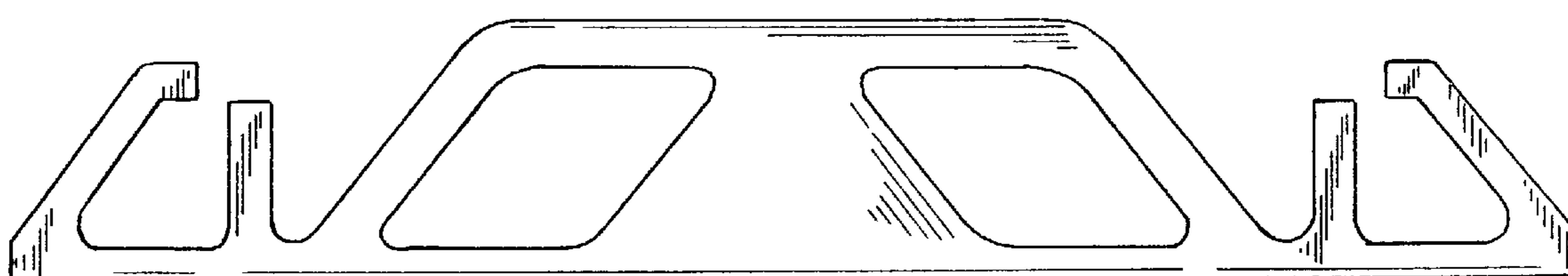


FIG.5

