



US00D409910S

United States Patent [19]

[11] **Patent Number: Des. 409,910**

Hayes et al.

[45] **Date of Patent: ** May 18, 1999**

[54] **COVER FOR A FOOD CONTAINER**

3,848,795 11/1974 Bird et al. 229/23 R
3,927,794 12/1975 Erdman 220/268

[75] Inventors: **Thomas A. Hayes**, Wauconda, Ill.; **Raj K. Mangla**, Pittsford, N.Y.; **Michael J. A. Sagan**, Marshall, Wis.; **Mark E. Spencer**, Gurnee, Ill.

(List continued on next page.)

FOREIGN PATENT DOCUMENTS

[73] Assignee: **Tenneco Packaging Specialty and Consumer Products Inc.**, Evanston, Ill.

60-84519 11/1985 Japan .
1 602 694 11/1981 United Kingdom .

[**] Term: **14 Years**

OTHER PUBLICATIONS

[21] Appl. No.: **29/084,480**

Tenneco Packaging, p. 66, Roater Containers, 1996.
FIGS. 1A-1D Drawings (showing top view of a lid, top view of a base, side view of the lid detached from the base, and partial cross-section of the lid detached from the base respectively); Manufacturer: Unknown; date unknown.

[22] Filed: **Mar. 4, 1998**

[51] **LOC (6) Cl.** **09-07**

FIGS. 2A-2B Drawing (showing a top and a bottom perspective view of a container); Manufacturer: IVEX; date unknown.

[52] **U.S. Cl.** **D9/429; D9/425; D9/426; D9/431; D9/435**

FIGS. 3A-3B Drawing (showing a top and a bottom perspective view of a container); Manufacturer: IVEX; date unknown.

[58] **Field of Search** D9/420-425, 429, D9/430, 414, 341, 454; 206/508, 551, 557, 769-773, 764, 765; 229/406, 407, 4.5, 902; 220/4.21, 4.24, 306, 307, 335, 356, 380, 376, 669, 670, 675; 426/106, 428

FIGS. 4A-4B Drawing (showing a top and a bottom perspective view of a container); Manufacturer: Anchor; date unknown.

[56] **References Cited**

FIGS. 5A-5B Drawing (showing a top and a bottom perspective view of a container); Manufacturer: Unknown; date unknown.

U.S. PATENT DOCUMENTS

Primary Examiner—Prabhakar Deshmukh
Attorney, Agent, or Firm—Arnold White & Durkee

Re. 32,739	8/1988	Terauds	220/306
D. 220,749	5/1971	Arte	D9/4
D. 259,543	6/1981	Commisso et al.	D9/426
D. 263,798	4/1982	Edwards	D9/426
D. 276,216	11/1984	Michaud	D9/425
D. 339,744	9/1993	Seppala	D9/425
D. 341,316	11/1993	Fritz et al.	D9/429
D. 352,000	11/1994	Hansen et al.	D9/429
D. 358,091	5/1995	Warburton	D9/425 X
D. 374,376	10/1996	Goins et al.	D7/392.1
D. 374,820	10/1996	Knoss et al.	D9/429
D. 379,431	5/1997	Mangla	D9/429
D. 382,796	8/1997	Mangla	D9/429
D. 386,081	11/1997	Hayes et al.	D9/425
D. 389,056	1/1998	Hayes et al.	D9/425 X
D. 394,807	6/1998	Krupa et al.	D9/425 X
D. 398,526	9/1998	Schwarz et al.	D9/425 X
3,326,408	6/1967	Ringlen	220/60
3,511,288	5/1970	Swett et al.	150/5
3,690,902	9/1972	Dahl	99/172
3,815,736	6/1974	Sedlak	206/501

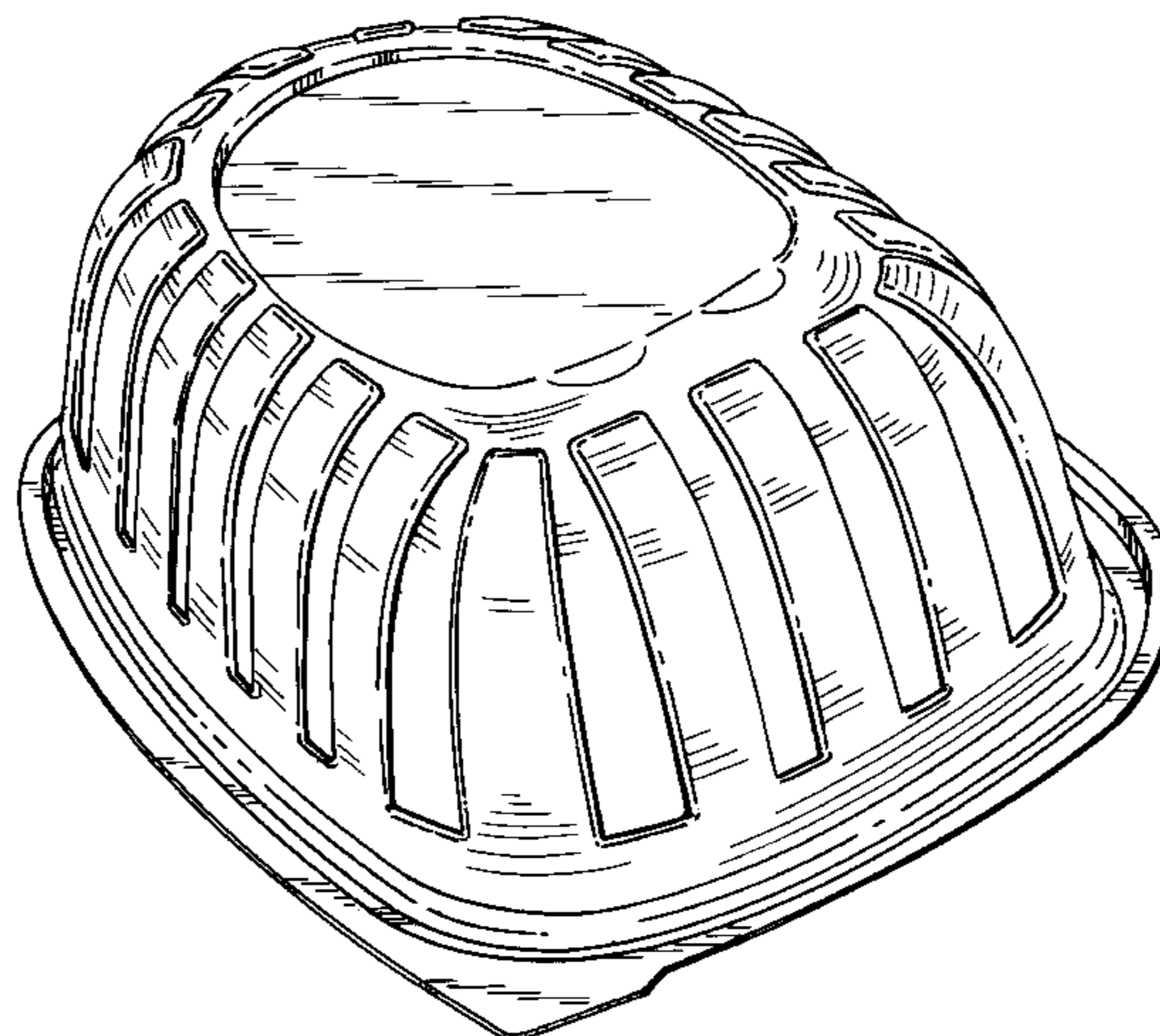
[57] **CLAIM**

The ornamental design for a cover for a food container, as shown.

DESCRIPTION

FIG. 1 is a perspective view of a cover for a food container showing our new design;
FIG. 2 is a top plan view of the cover; the bottom plan view of the cover being identical thereto;
FIG. 3 is a side elevational view taken from the left side of the cover, the right side elevational view of the cover being identical thereto;
FIG. 4 is a front elevational view of the cover; and,
FIG. 5 is a rear elevational view of the cover.

1 Claim, 4 Drawing Sheets



U.S. PATENT DOCUMENTS

4,186,842	2/1980	Albert	220/206	4,974,738	12/1990	Kidd et al.	220/4 E
4,234,097	11/1980	Daenen	220/4 D	4,976,370	12/1990	Cassel	220/306
4,375,862	3/1983	Kurinsky et al.	220/293	5,012,971	5/1991	Cozzi et al.	229/406 X
4,535,889	8/1985	Terauds	206/527	5,046,659	9/1991	Warburton	229/2.5
4,576,330	3/1986	Schepp	229/44 R	5,131,551	7/1992	Wells	220/4.23
4,602,719	7/1986	Borst	220/263	5,269,430	12/1993	Schlaupitz et al.	229/406 X
4,741,452	5/1988	Holz Kopf	220/306	5,322,182	6/1994	Fritz	220/623
4,753,351	6/1988	Guillin	206/520	5,423,453	6/1995	Fritz	220/608
4,863,058	9/1989	Antoni et al.	220/675	5,456,379	10/1995	Krupa et al.	206/508 X
4,898,299	2/1990	Herbst et al.	220/90.4	5,471,718	12/1995	Harrill	27/7
4,951,866	8/1990	Rusnak	229/406 X	5,509,568	4/1996	Warden et al.	220/711
				5,607,709	3/1997	Fritz et al.	426/106

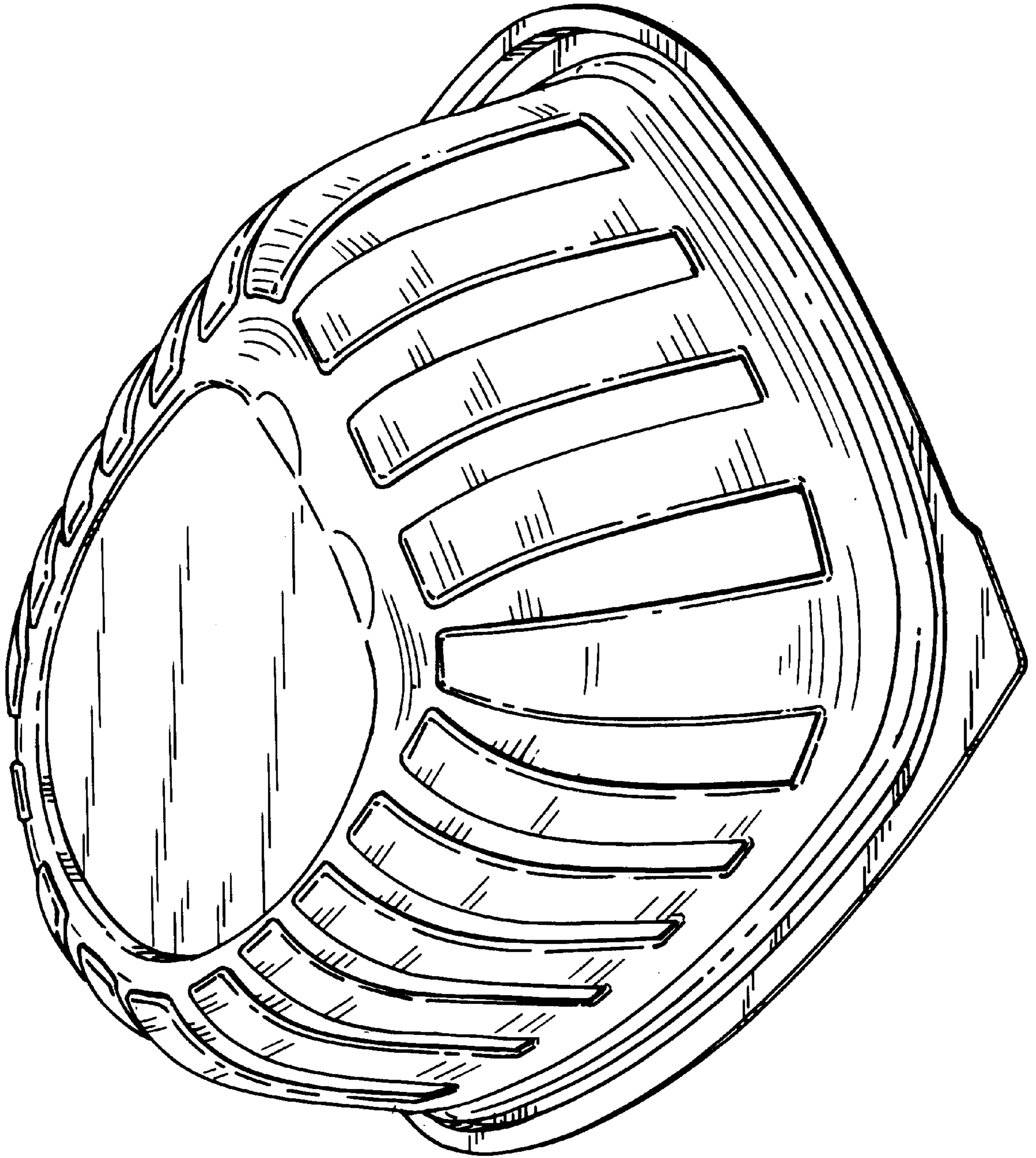


FIG. 1

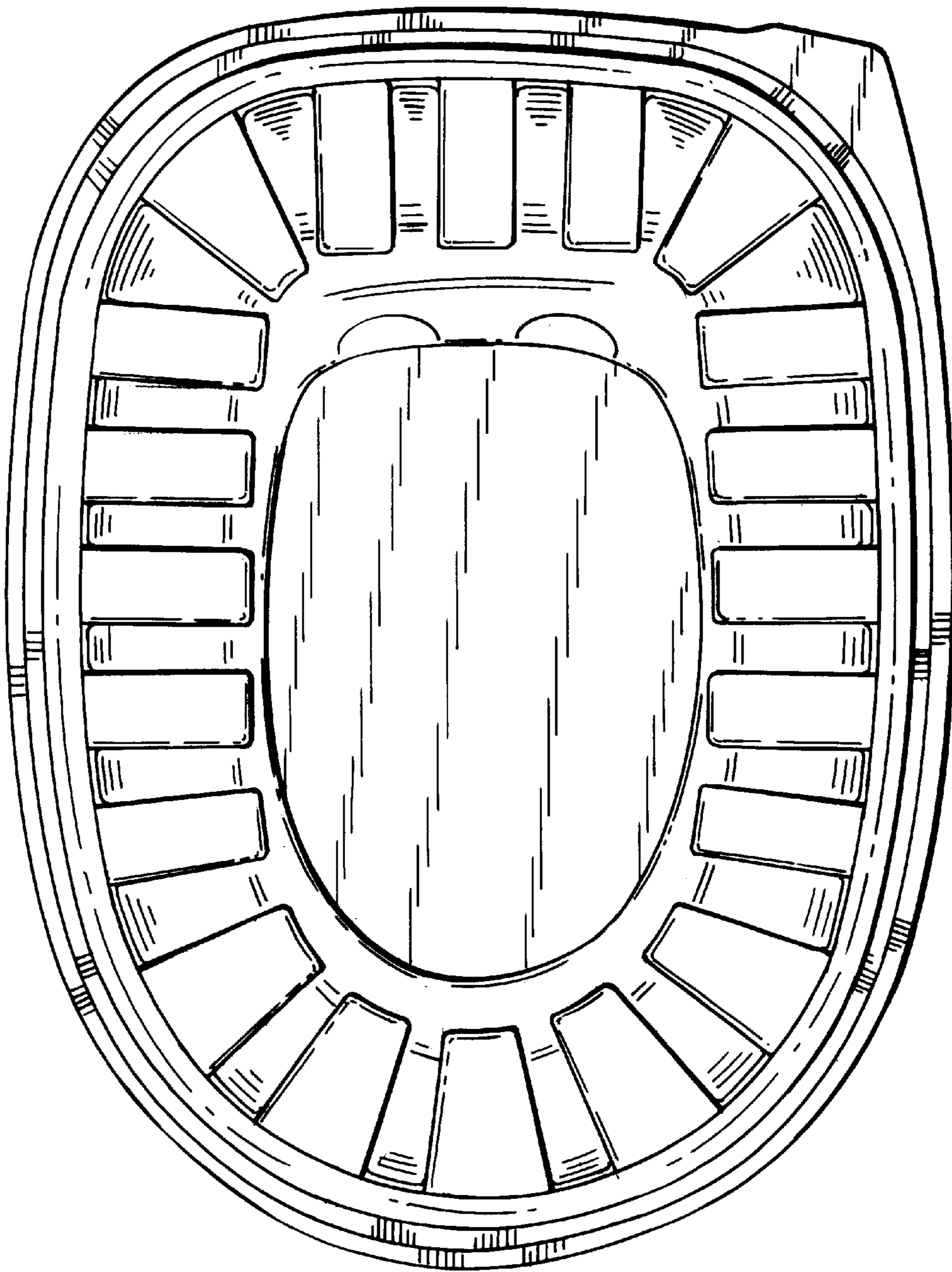


FIG. 2

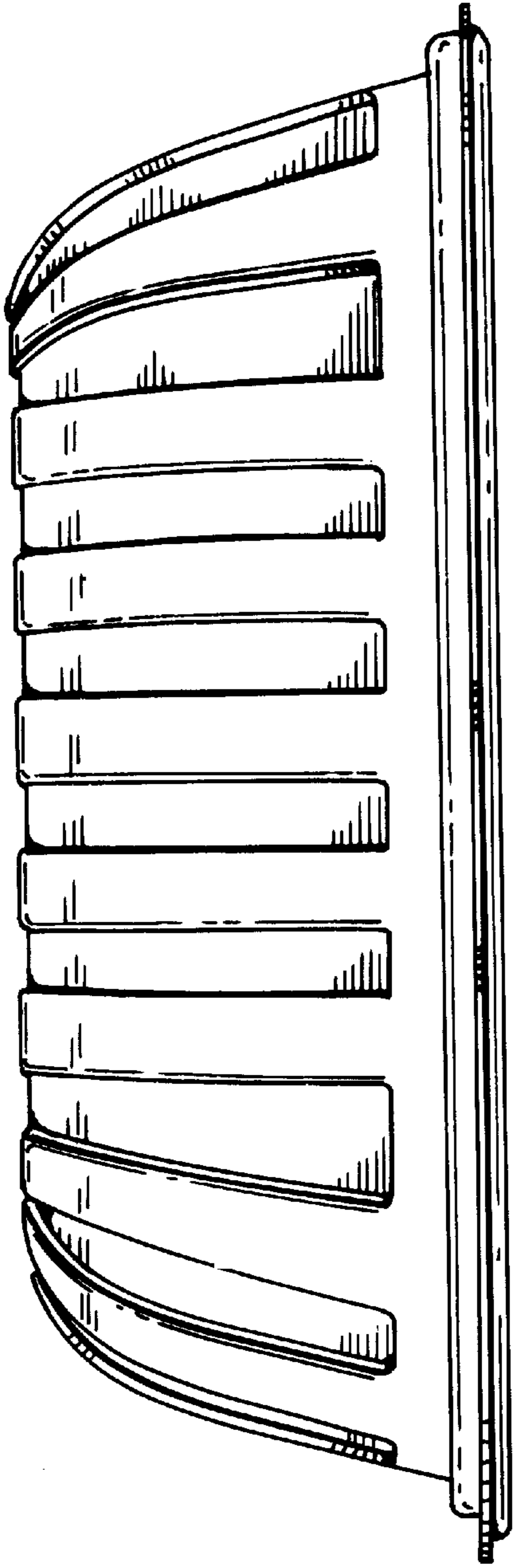


FIG. 3

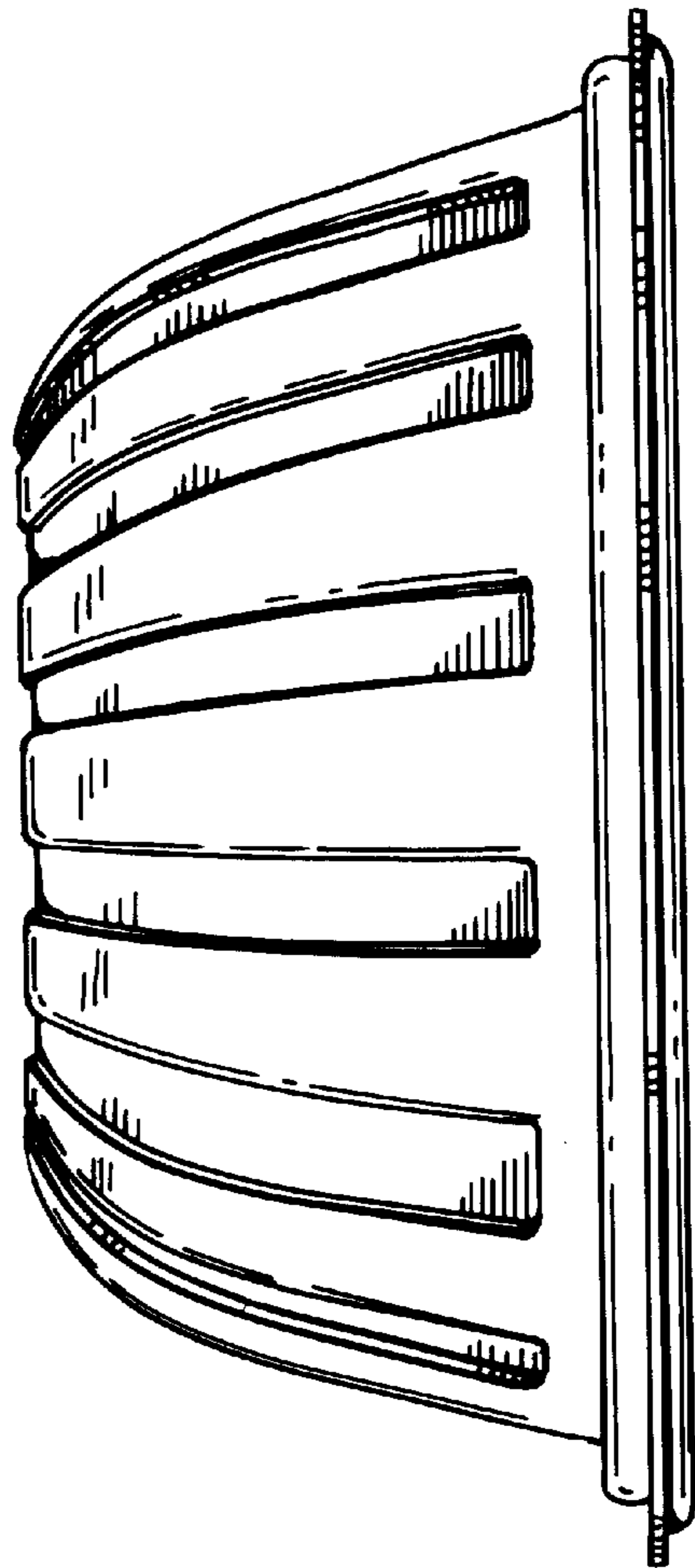


FIG. 4

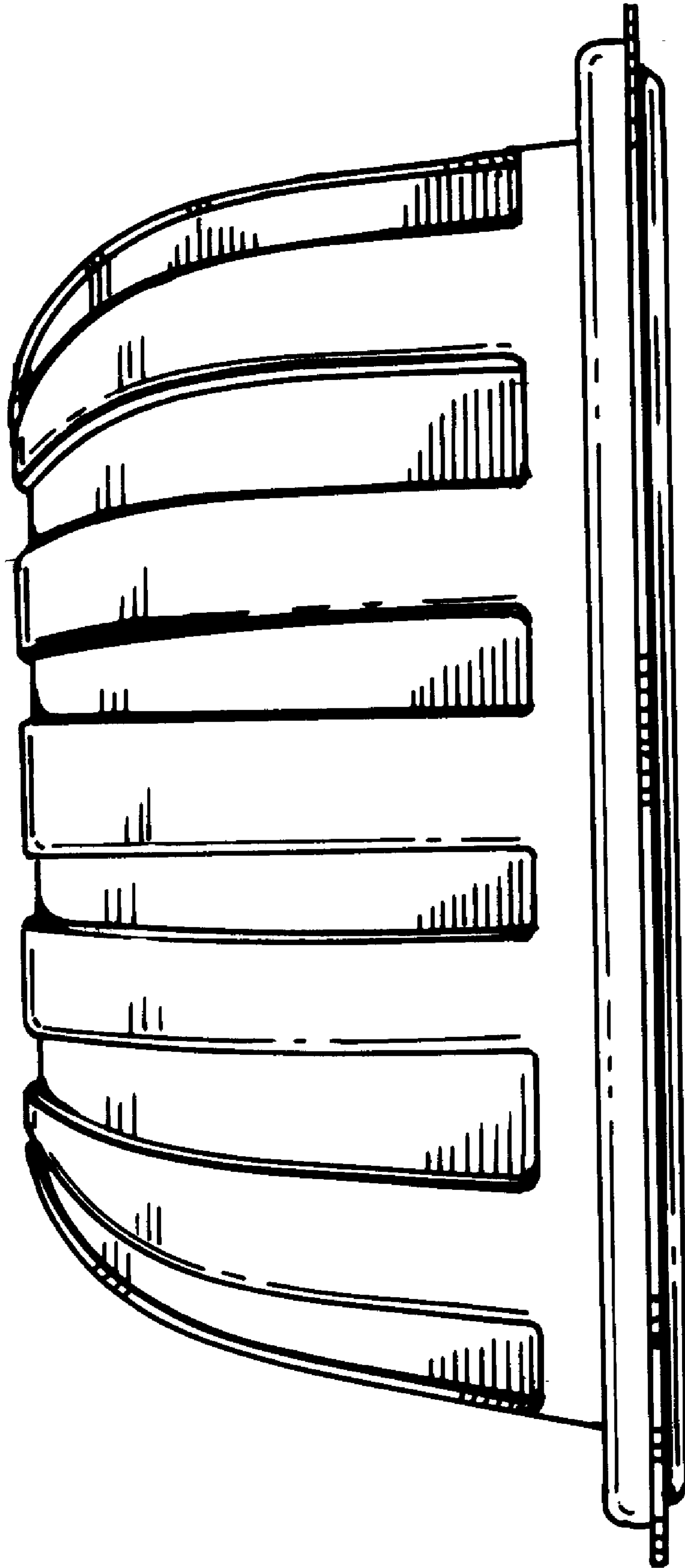


FIG. 5