

US00D409883S

United States Patent [19] Huber

[11] **Patent Number: Des. 409,883**

[45] **Date of Patent: ** May 18, 1999**

[54] **TURF SOIL PROBE**

5,645,305 7/1997 Lispi 294/58

[76] Inventor: **John Huber**, 843 Headrow Ter.,
Hampton, Va. 23666

Primary Examiner—Holly Baynham
Attorney, Agent, or Firm—Norman B. Rainer

[**] Term: **14 Years**

[57] **CLAIM**

[21] Appl. No.: **29/092,839**

The ornamental design for a turf soil probe, as shown and described.

[22] Filed: **Aug. 27, 1998**

DESCRIPTION

[51] **LOC (6) Cl.** **08-01**

FIG. 1 is a front view of a turf soil probe showing my new design;

[52] **U.S. Cl.** **D8/1**

FIG. 2 is a side view thereof, the unshown opposite side being of mirror image appearance;

[58] **Field of Search** D8/1; 248/87;
D21/840

FIG. 3 is a top view thereof, the unshown bottom view being of identical appearance;

[56] **References Cited**

U.S. PATENT DOCUMENTS

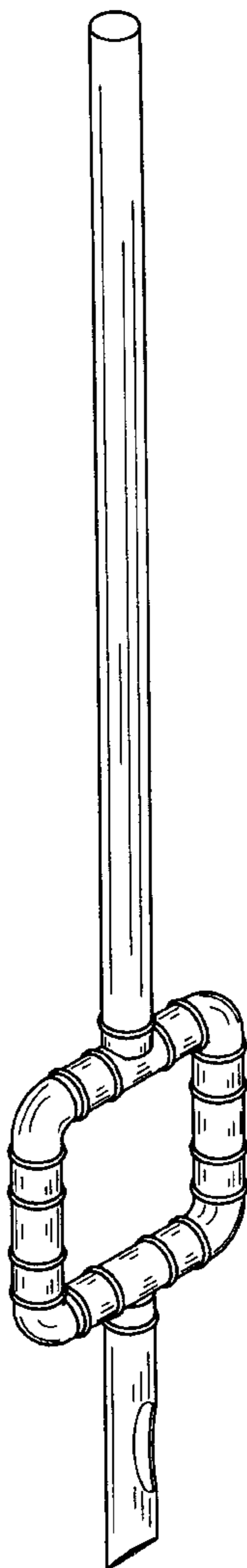
D. 287,156	12/1986	Sloane	D21/840
3,927,720	12/1975	Rauch	172/22
4,848,484	7/1989	Clements	175/20
4,966,238	10/1990	Shields	172/19
5,088,562	2/1992	Shields	172/22
5,338,078	8/1994	Basek	294/50.5
5,615,744	4/1997	Krafka	172/22

FIG. 4 is an enlarged front perspective view thereof;

FIG. 5 is a reduced scale front view of an alternative but equivalent embodiment of the turf soil probe of this invention; and,

FIG. 6 is a rear view of the turf soil probe shown in FIG. 1. The drawing views of FIGS. 1, 2, 5 and 6 have been broken away for ease of illustration.

1 Claim, 2 Drawing Sheets



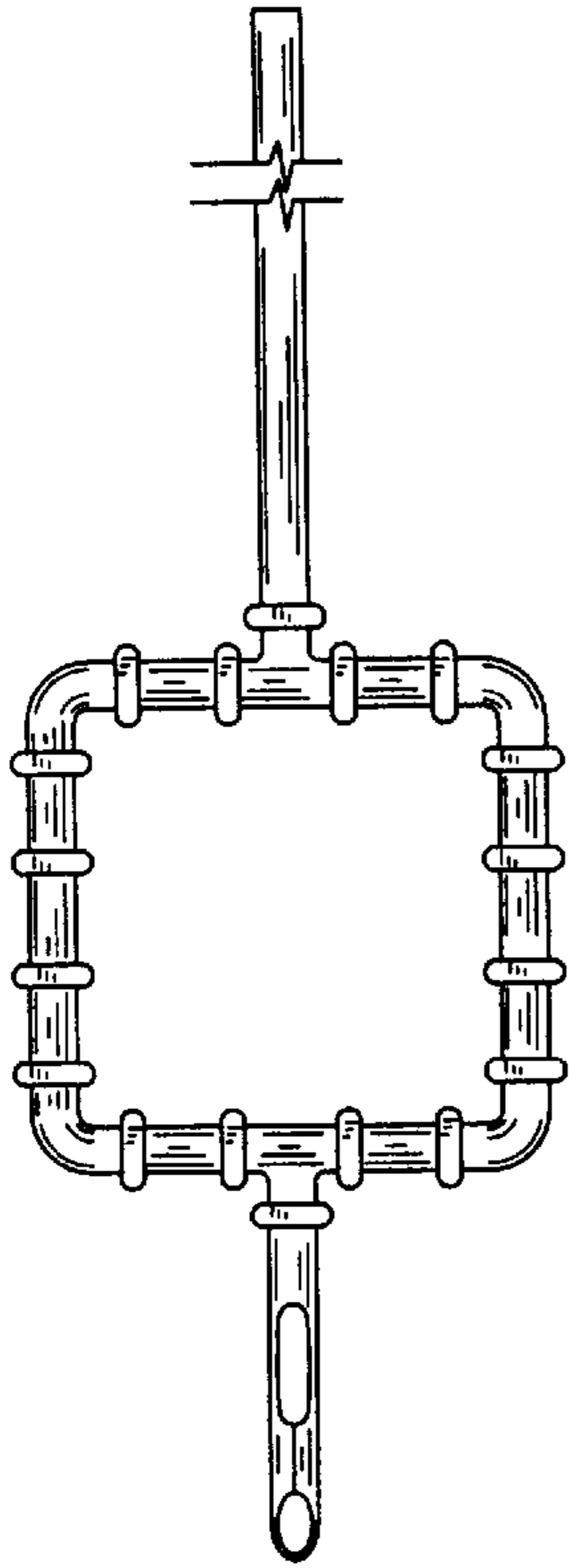


FIG. 1

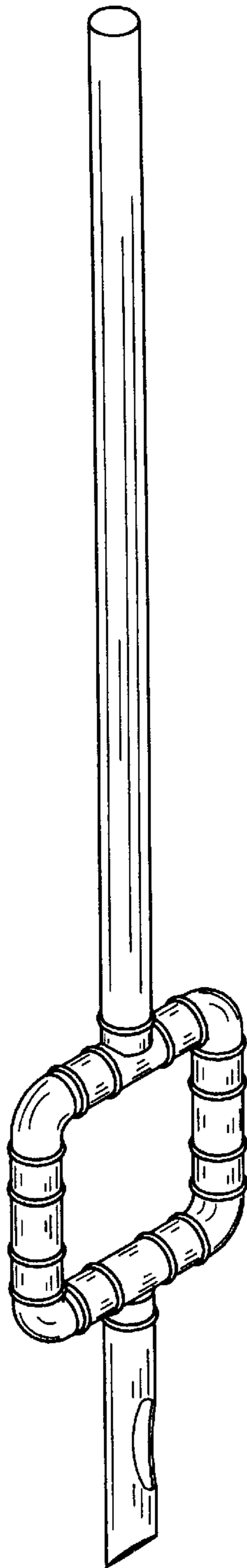


FIG. 4

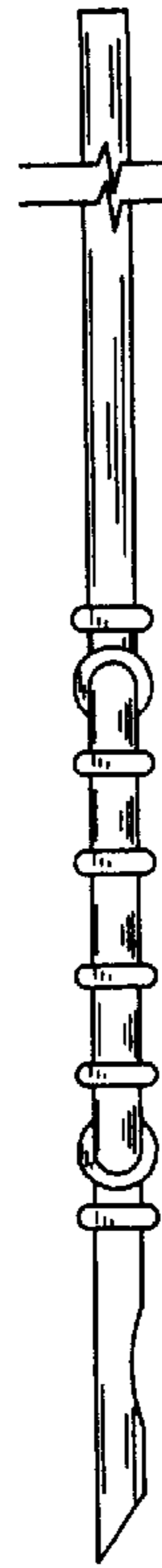


FIG. 2



FIG. 3

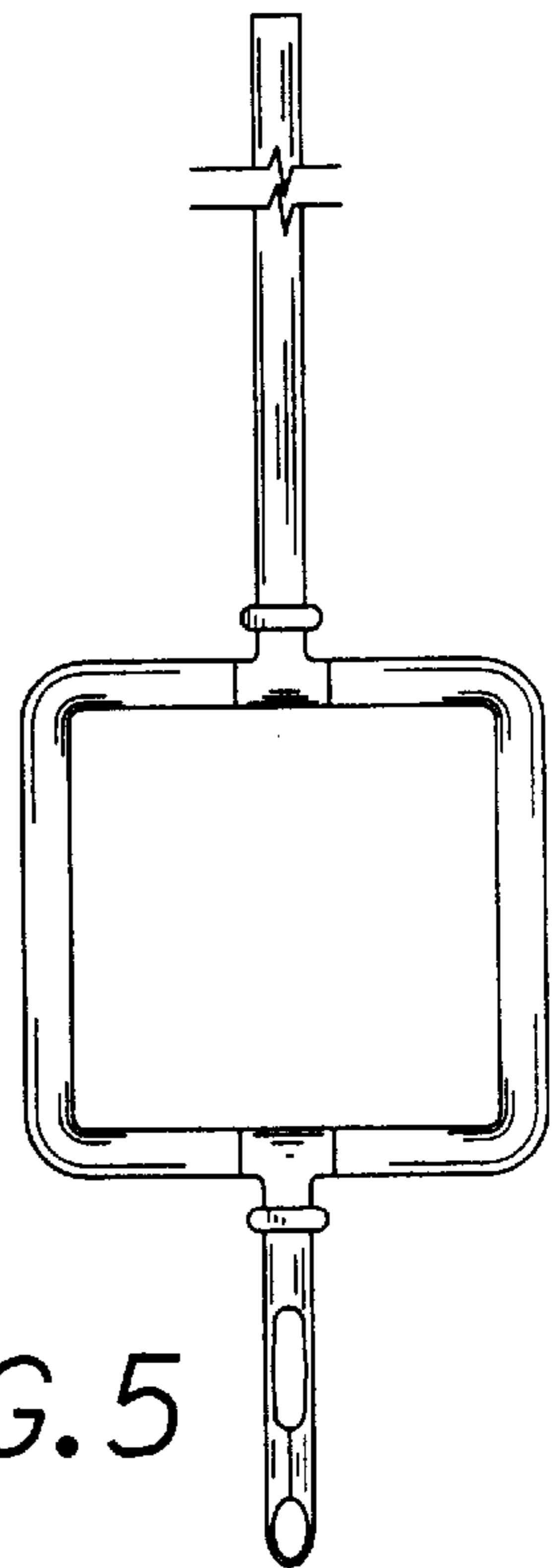


FIG. 5

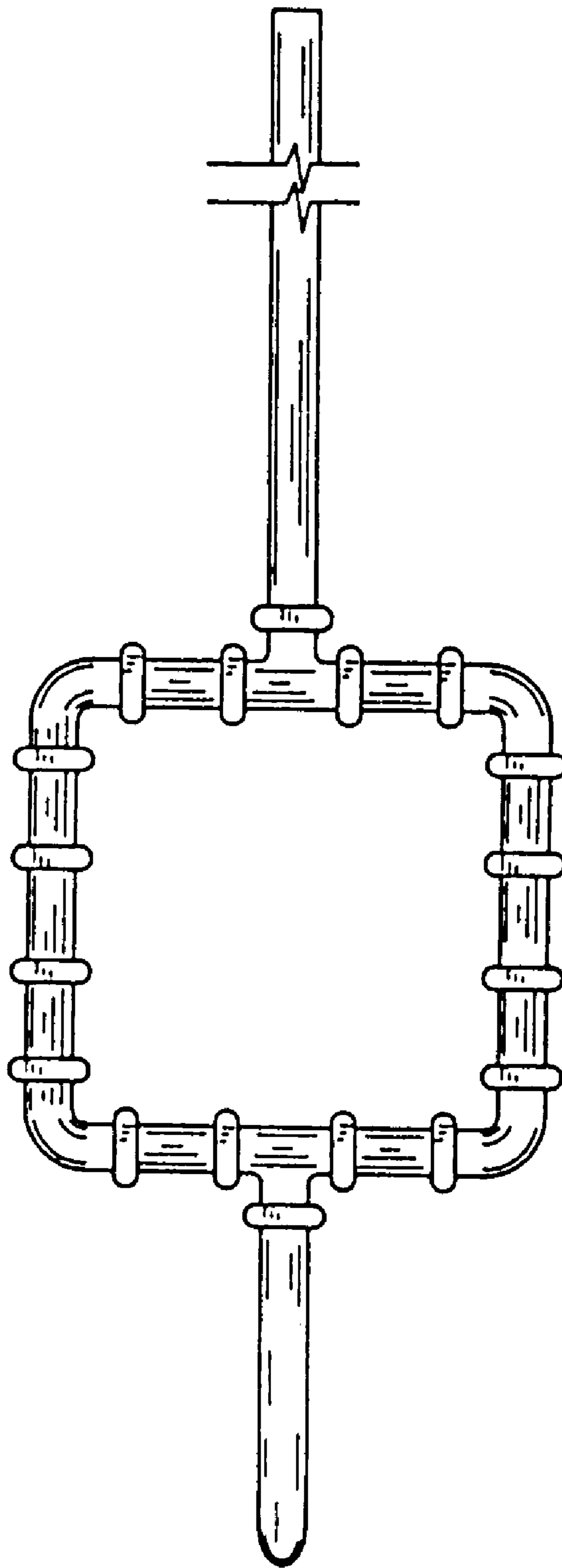


FIG. 6