



US00D409882S

United States Patent [19] Zirbes

[11] Patent Number: **Des. 409,882**

[45] Date of Patent: **** May 18, 1999**

[54] **FOOD SLICER**

[75] Inventor: **Richard Zirbes**, Niederkail, Germany

[73] Assignee: **Alfred Borner Kunststoff - UND Metallwarenfabrik GmbH**
Industriegebiet, Niederkail, Germany

[**] Term: **14 Years**

[21] Appl. No.: **29/073,762**

[22] Filed: **Jul. 16, 1997**

[30] **Foreign Application Priority Data**

Jan. 20, 1997 [DE] Germany M 97 00 482

[51] **LOC (6) Cl.** **07-04**

[52] **U.S. Cl.** **D7/673**

[58] **Field of Search** D7/673, 678, 693,
D7/695, 381; 30/279.6; 83/669, 856, 857;
241/95, 100, 168, 169, 257.1, 273.1, 273.4,
285.2

[56] **References Cited**

U.S. PATENT DOCUMENTS

D. 337,489 7/1993 So D7/678
3,495,639 2/1970 Johansson 241/95
4,247,054 1/1981 Schulein et al. 241/95

Primary Examiner—Terry A. Wallace
Attorney, Agent, or Firm—Patton Boggs LLP

[57] **CLAIM**

The ornamental design for a food slicer, as shown and described.

DESCRIPTION

FIG. 1 is a top plan view of a food slicer showing my new design.

FIG. 2 is a bottom plan view thereof;
FIG. 3 is a right side elevational view thereof;
FIG. 4 is a left side elevational view thereof;
FIG. 5 is a rear elevational view thereof; and,
FIG. 6 is a front elevational view thereof.

1 Claim, 2 Drawing Sheets

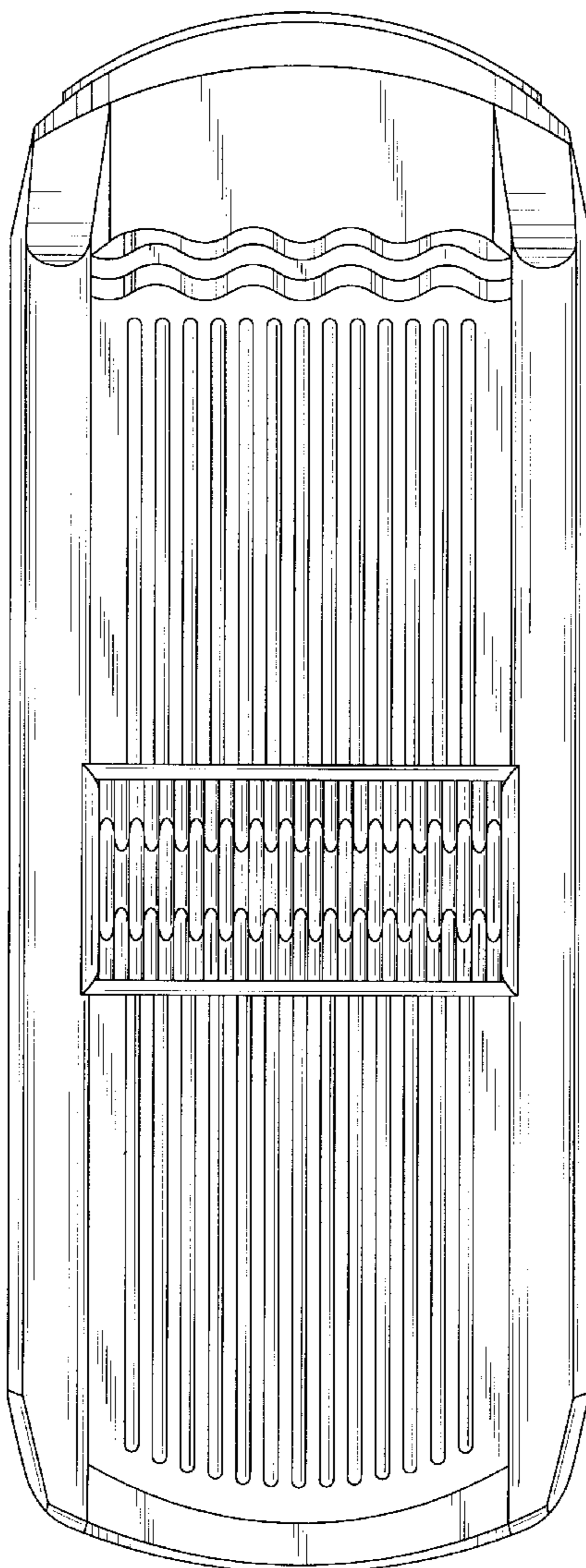


FIG. 1

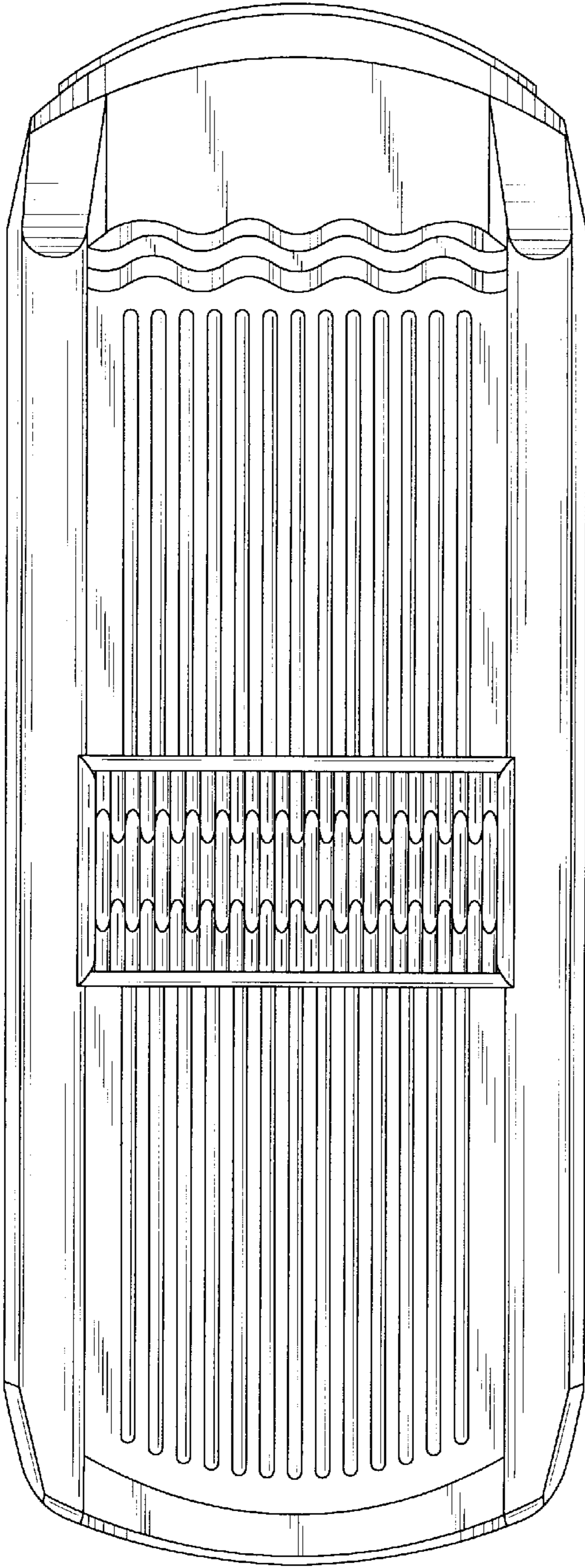


FIG. 2

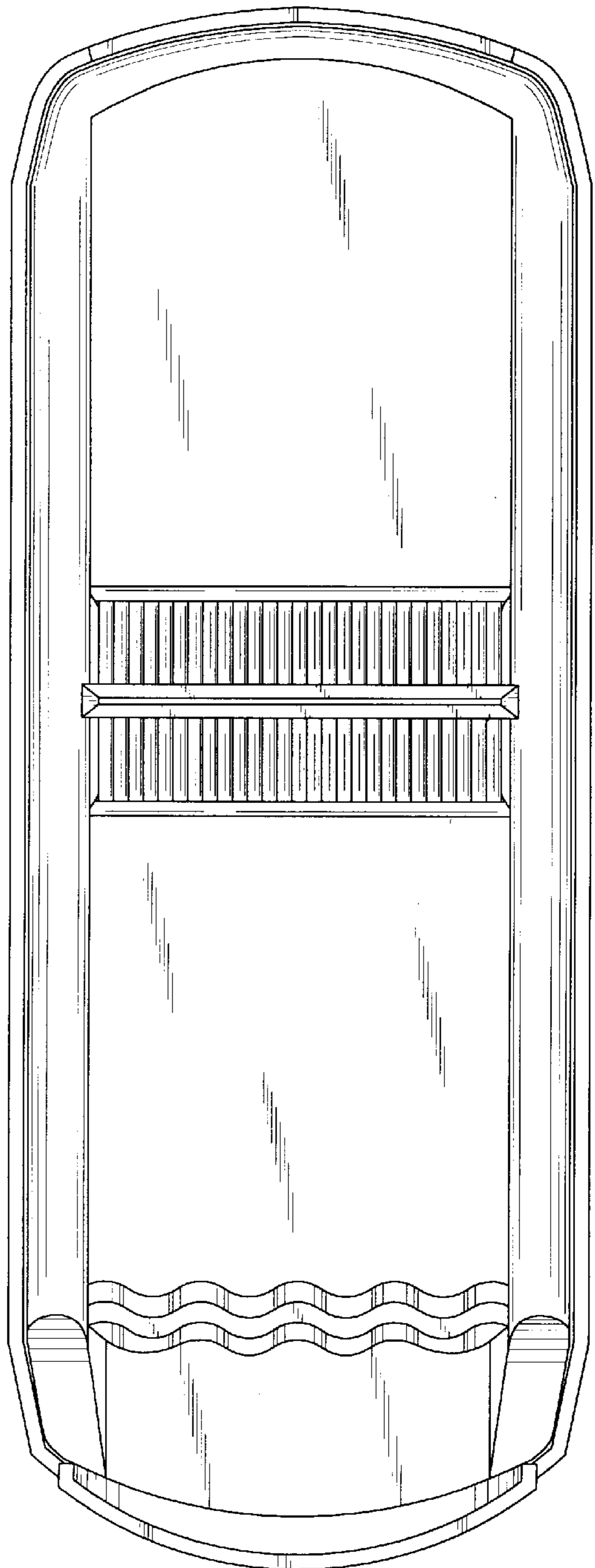


FIG. 3

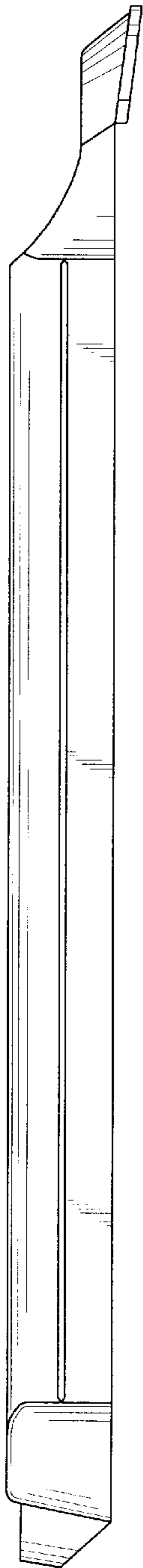


FIG. 4

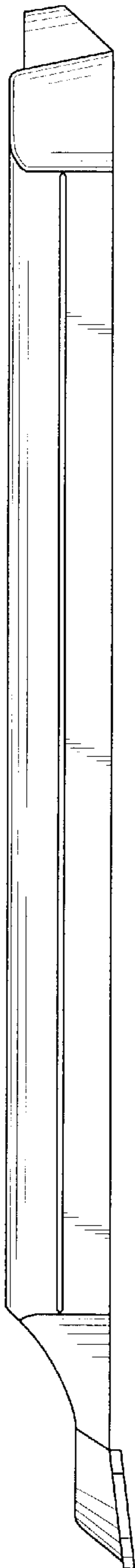


FIG. 5

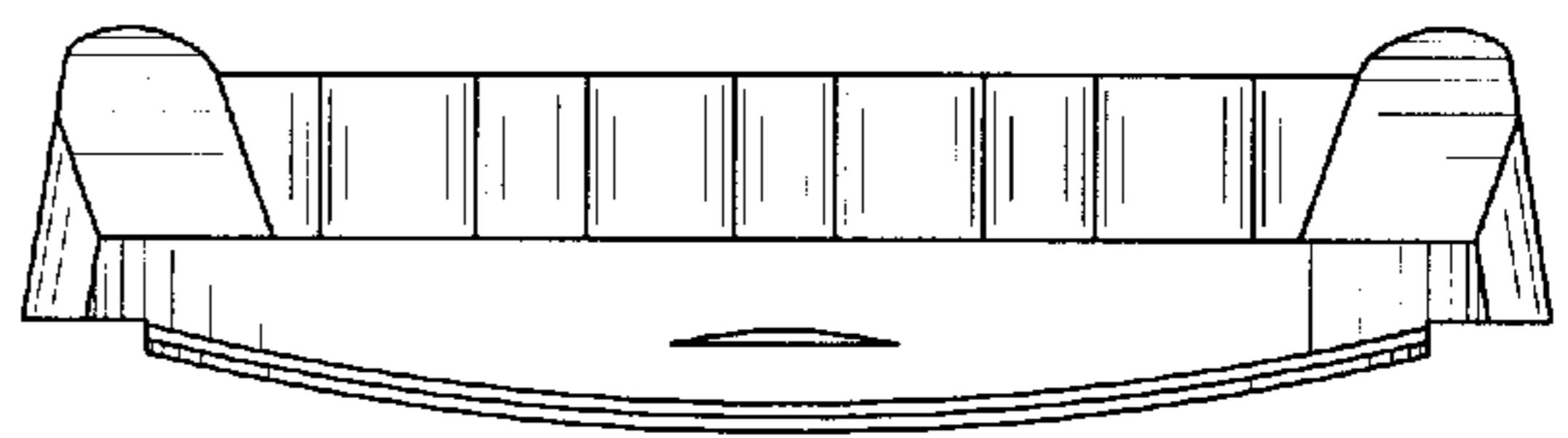


FIG. 6

