

US00D409876S

# United States Patent [19] Gruaz

[11] **Patent Number: Des. 409,876**

[45] **Date of Patent: \*\* May 18, 1999**

[54] **WAFFLE IRON**

[75] Inventor: **Denis Gruaz**, Annecy, France

[73] Assignee: **Tefal S.A.**, Rumilly, France

[\*\*] Term: **14 Years**

[21] Appl. No.: **29/089,239**

[22] Filed: **Jun. 10, 1998**

[30] **Foreign Application Priority Data**

Jan. 2, 1998 [FR] France ..... 98 0006

[51] **LOC (6) Cl. .... 07-02**

[52] **U.S. Cl. .... D7/352**

[58] **Field of Search ..... D7/323, 352, 337;  
99/324, 372, 385, 375**

[56] **References Cited**

**U.S. PATENT DOCUMENTS**

D. 177,637 5/1956 Moore ..... D7/352

D. 179,630 2/1957 Ernest ..... D7/352

D. 346,304 4/1994 Naft et al. .... D7/352  
D. 347,548 6/1994 Boehm et al. .... D7/352  
D. 367,993 3/1996 McClean ..... D7/352

*Primary Examiner*—Caron D. Veynar  
*Attorney, Agent, or Firm*—Young & Thompson


[57] **CLAIM**

The ornamental design for a waffle iron, as shown and described.

**DESCRIPTION**

FIG. 1 is a top, front and side perspective view of a waffle iron showing my new design;  
FIG. 2 is a side elevational view thereof;  
FIG. 3 is a side elevational view thereof from the side opposite that shown in FIG. 2;  
FIG. 4 is a rear elevational view thereof;  
FIG. 5 is a top plan view thereof;  
FIG. 6 is a bottom plan view thereof; and,  
FIG. 7 is a view similar to FIG. 1 but showing the waffle iron is an open position.

**1 Claim, 4 Drawing Sheets**






FIG. 1




FIG. 2




FIG. 3




FIG. 4

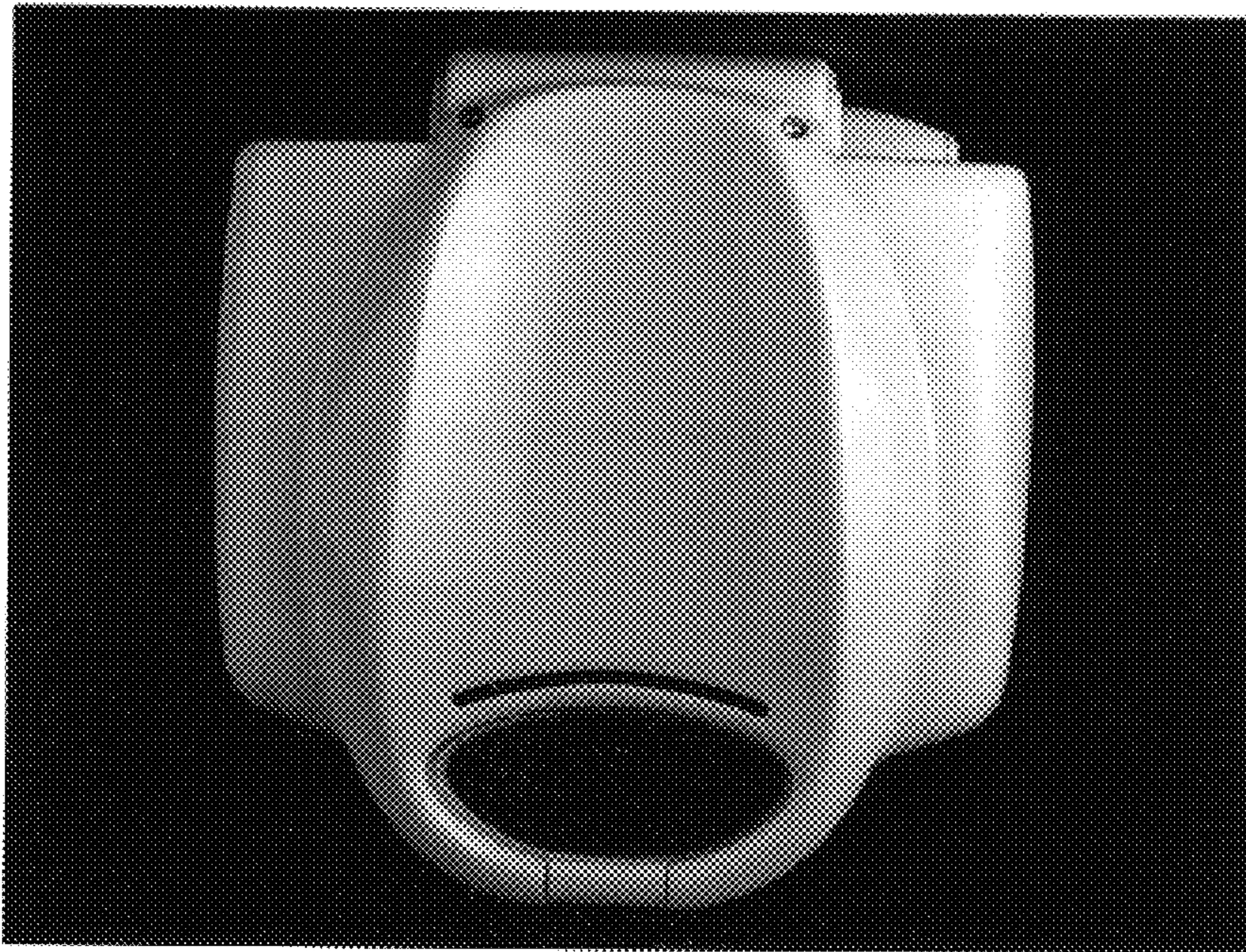


FIG. 5




FIG. 6



FIG. 7