



US00D409870S

United States Patent [19] Bailey

[11] Patent Number: **Des. 409,870**

[45] Date of Patent: **** May 18, 1999**

[54] DESIGNER BLIND

5,636,676 6/1997 Fishlin 160/168.1
5,655,589 8/1997 Vartanian 160/236

[76] Inventor: **Nedra Bailey**, 10036 Meyers, Deteroit, Mich. 48227

Primary Examiner—Louis S. Zarfes
Assistant Examiner—Monica A. Weingart

[**] Term: **14 Years**

[57] **CLAIM**

[21] Appl. No.: **29/081,693**

The ornamental design for a designer blind, as shown.

[22] Filed: **Jan. 8, 1998**

DESCRIPTION

[51] LOC (6) Cl. **06-10**

FIG. 1 is a front plan view of the designer blind of the present invention;

[52] U.S. Cl. **D6/577; D6/575; D6/576**

FIG. 2 is a back plan view of the designer blind of FIG. 1; FIG. 3 is a left side plan view of the designer blind of FIG. 1;

[58] Field of Search D6/575, 576, 577, D6/580; 160/19, 168.1, 176.1, 236

FIG. 4 is a right side plan view of the designer blind of FIG. 1;


[56] References Cited

U.S. PATENT DOCUMENTS

D. 343,323	1/1994	Smith, Sr.	D6/575 X
4,567,930	2/1986	Fischer	160/236
5,029,413	7/1991	Jovanovic	160/236
5,263,529	11/1993	Landis	160/236

FIG. 5 is a top plan view of the designer blind of FIG. 1; and, FIG. 6 is a bottom plan view of the designer blind of FIG. 1.

1 Claim, 3 Drawing Sheets






Fig. 1




Fig. 2



Fig. 3

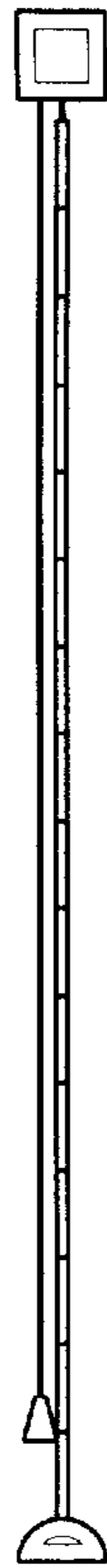


Fig. 4




Fig. 5




Fig. 6