



US00D409853S

United States Patent [19] Horn

[11] **Patent Number: Des. 409,853**

[45] **Date of Patent: ** May 18, 1999**

[54] **COMBINED CHEST OF DRAWERS AND CHANGING UNIT**

[75] Inventor: **Simon Ashley Horn**, London, United Kingdom

[73] Assignee: **The Simon Horn Nursery Collection Limited**, United Kingdom

[**] Term: **14 Years**

[21] Appl. No.: **29/087,891**

[22] Filed: **May 11, 1998**

[30] **Foreign Application Priority Data**

Feb. 17, 1998 [GB] United Kingdom 2072557

[51] **LOC (6) Cl.** **06-04**

[52] **U.S. Cl.** **D6/397; D6/440; D6/445**

[58] **Field of Search** D6/432-448, 397; 312/204, 257

[56] **References Cited**

U.S. PATENT DOCUMENTS

- D. 117,837 11/1939 Tuttle D6/440
- D. 154,419 7/1949 Mushta D6/440 X
- D. 157,990 4/1950 Mannen D8/440
- D. 327,786 7/1992 Ferrell D6/387
- D. 331,506 12/1992 White D6/445
- D. 337,218 7/1993 Black D6/434
- D. 346,288 4/1994 Black D6/445

- D. 374,784 10/1996 Brunner et al. D6/445
- D. 376,494 12/1996 Brunner et al. D6/445
- D. 383,331 9/1997 Bergelin D6/445

Primary Examiner—Carmen H. Vales-Lado
Attorney, Agent, or Firm—Evan M. Kent; Stewart L. Gitler

[57] **CLAIM**

The ornamental design for a combined chest of drawers and changing unit, as shown and described.

DESCRIPTION

FIG. 1 is a front perspective view of a combined chest of drawers and changing unit showing my new design, with the lid in open position;

FIG. 2 is a front elevational view with the lid in closed position;

FIG. 3 is a front elevational view of FIG. 1;

FIG. 4 is a right side elevational view of FIG. 2, the left side being a mirror image thereof;



FIG. 5 is an enlarged detailed perspective view of the hinge mechanism;

FIG. 6 is a perspective view of a modified form of the combined chest of drawers and changing unit shown in FIG. 1; and,

FIG. 7 is a right side elevational view with the lid in folded back position, the left side being a mirror image thereof.

The top, rear and bottom of the unit not shown form no part of the claimed design.

1 Claim, 7 Drawing Sheets






FIG. 1



FIG. 2

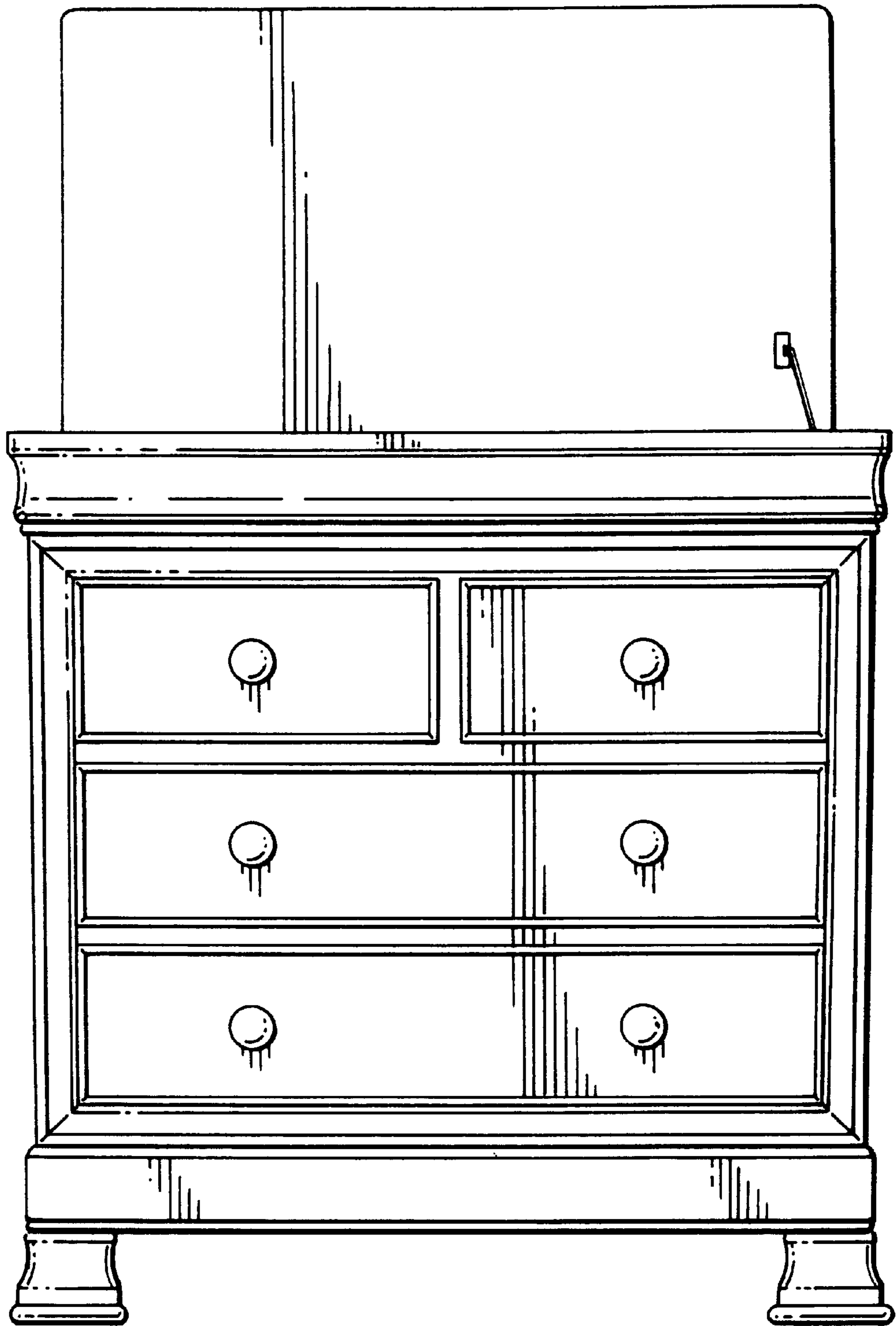


FIG. 3

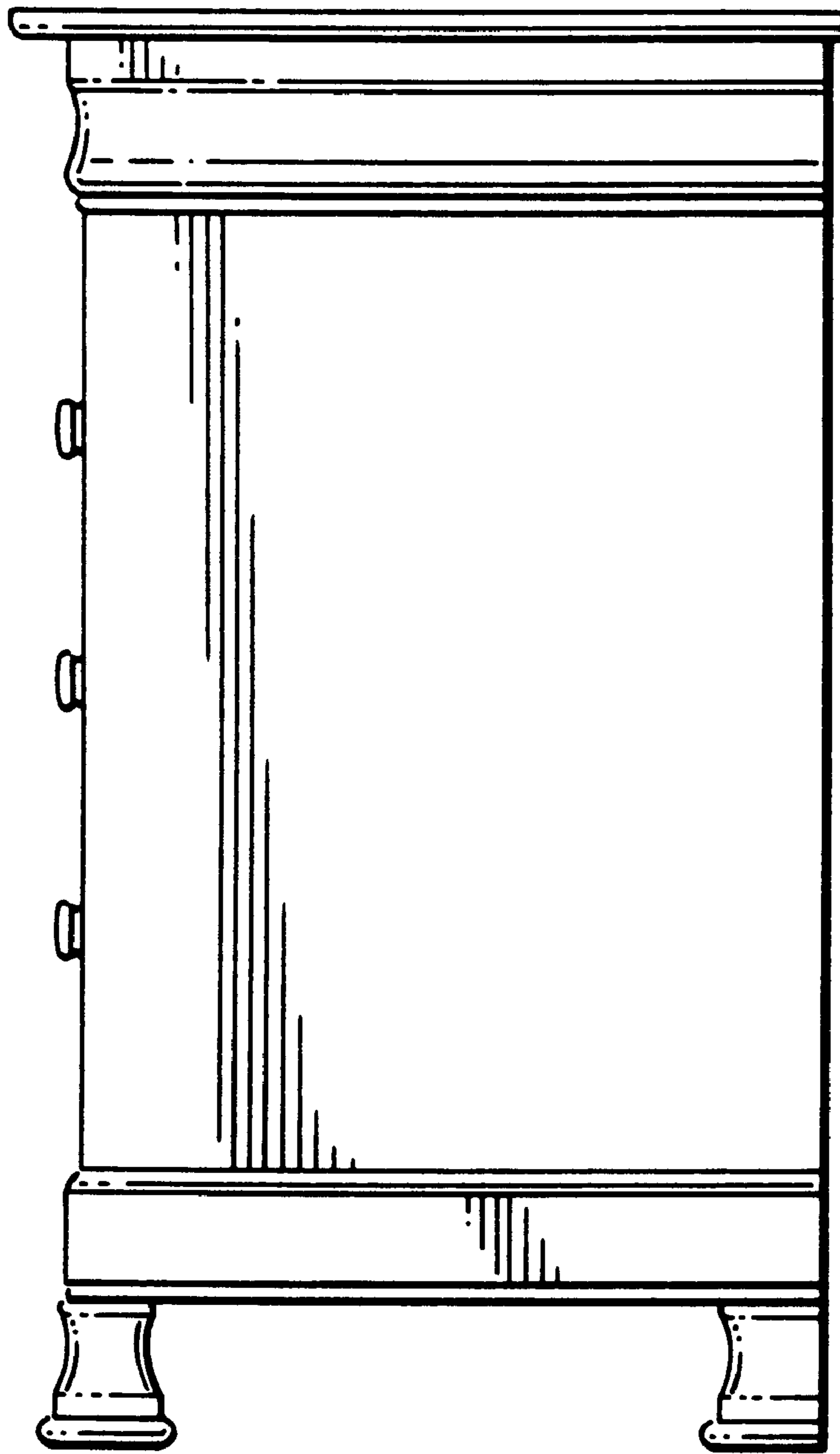


FIG. 4

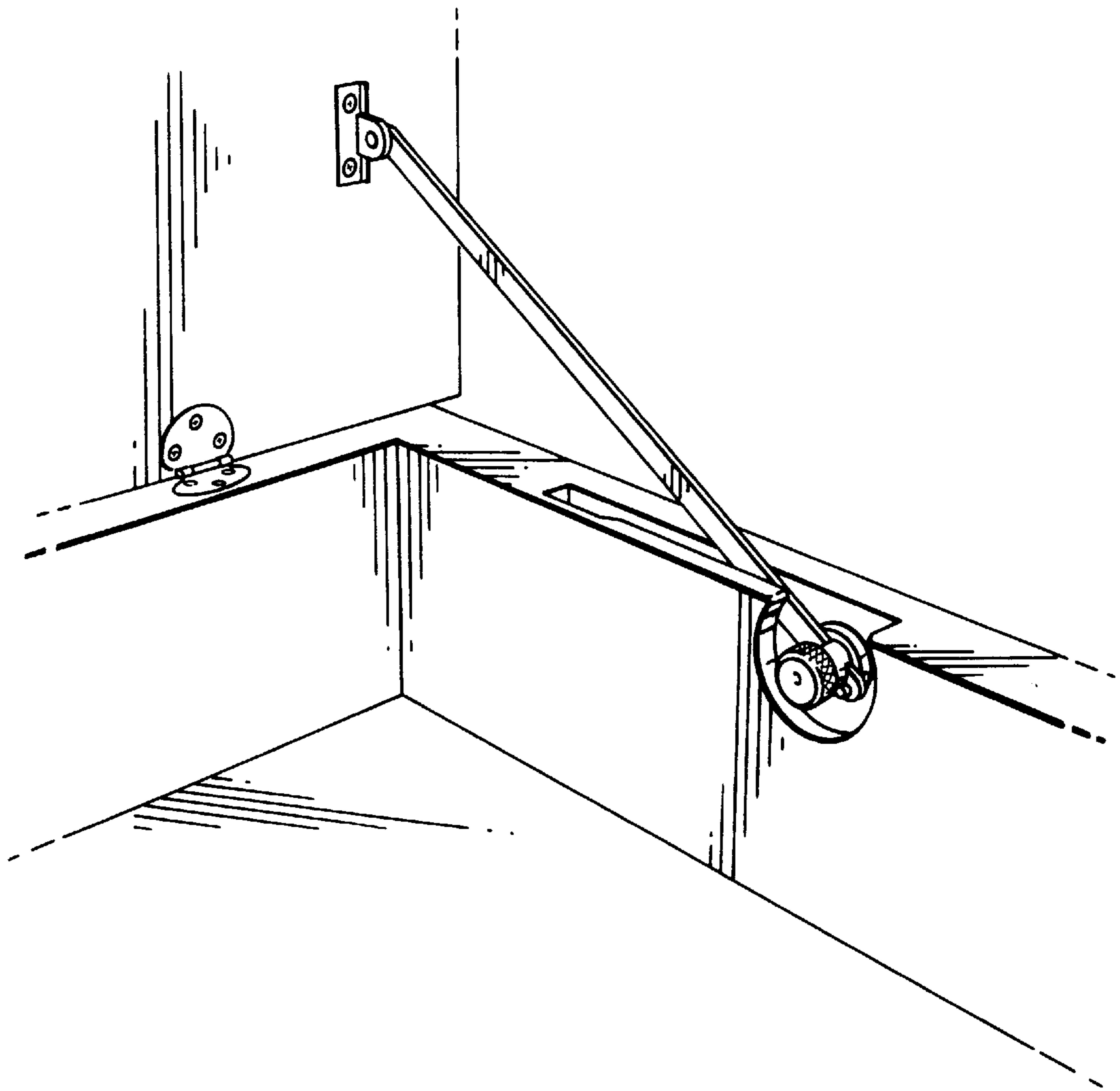


FIG. 5



FIG. 6

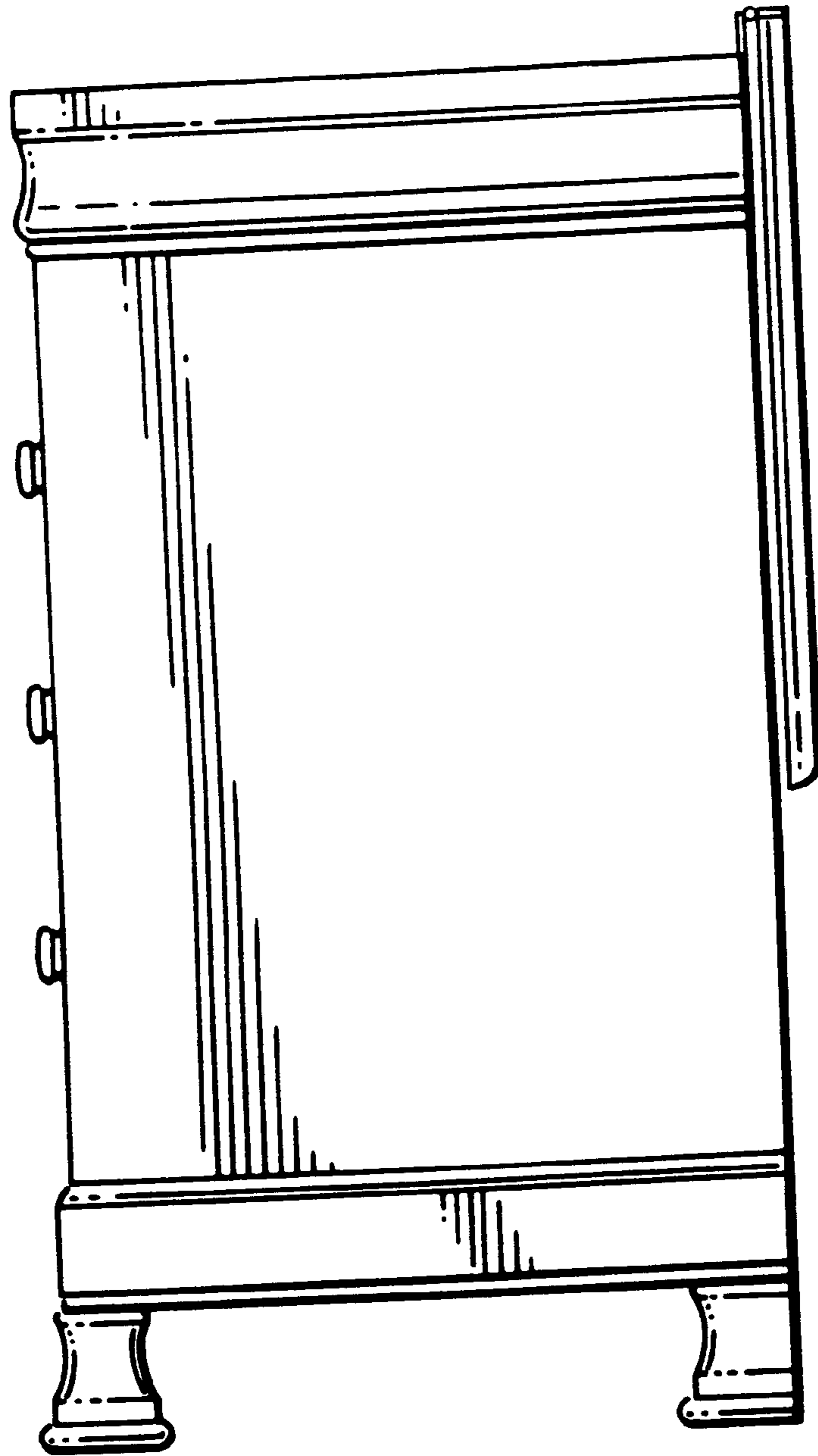


FIG. 7