



US00D409831S

# United States Patent [19]

[11] **Patent Number: Des. 409,831**

**Lyles et al.**

[45] **Date of Patent: \*\* May 18, 1999**

[54] **DRILL HOLDER**

4,828,154	5/1989	Clifton, Jr. ....	224/904 X
4,917,281	4/1990	Ostermiller .....	224/904 X
4,966,321	10/1990	Outlaw .....	224/904 X

[76] Inventors: **W. Rick Lyles**, 5111 Greenbrook Dr., Charlotte, N.C. 28205; **Kenny W. Floyd**, 1140 Dooley Dr., Charlotte, N.C. 28227

*Primary Examiner*—Louis S. Zarfes  
*Assistant Examiner*—Catherine R. Oliver  
*Attorney, Agent, or Firm*—Adams Law Firm, P.A.

[\*\*] Term: **14 Years**

### [57] CLAIM

[21] Appl. No.: **29/084,437**

The ornamental design for a drill holder, as shown.

[22] Filed: **Mar. 3, 1998**

### DESCRIPTION

[51] **LOC (6) Cl.** ..... **03-01**

FIG. 1 is a perspective view of the drill holder showing our new design;

[52] **U.S. Cl.** ..... **D3/228**

FIG. 2 is a front elevational view thereof;

[58] **Field of Search** ..... D3/228, 220, 215, D3/219, 224, 226; 224/904, 236, 240, 232, 235, 248, 673

FIG. 3 is a rear elevational view thereof;

FIG. 4 is a top plan view thereof;

FIG. 5 is a bottom plan view thereof;

FIG. 6 is a left side elevational view thereof;

FIG. 7 is a right side elevational view thereof; and,

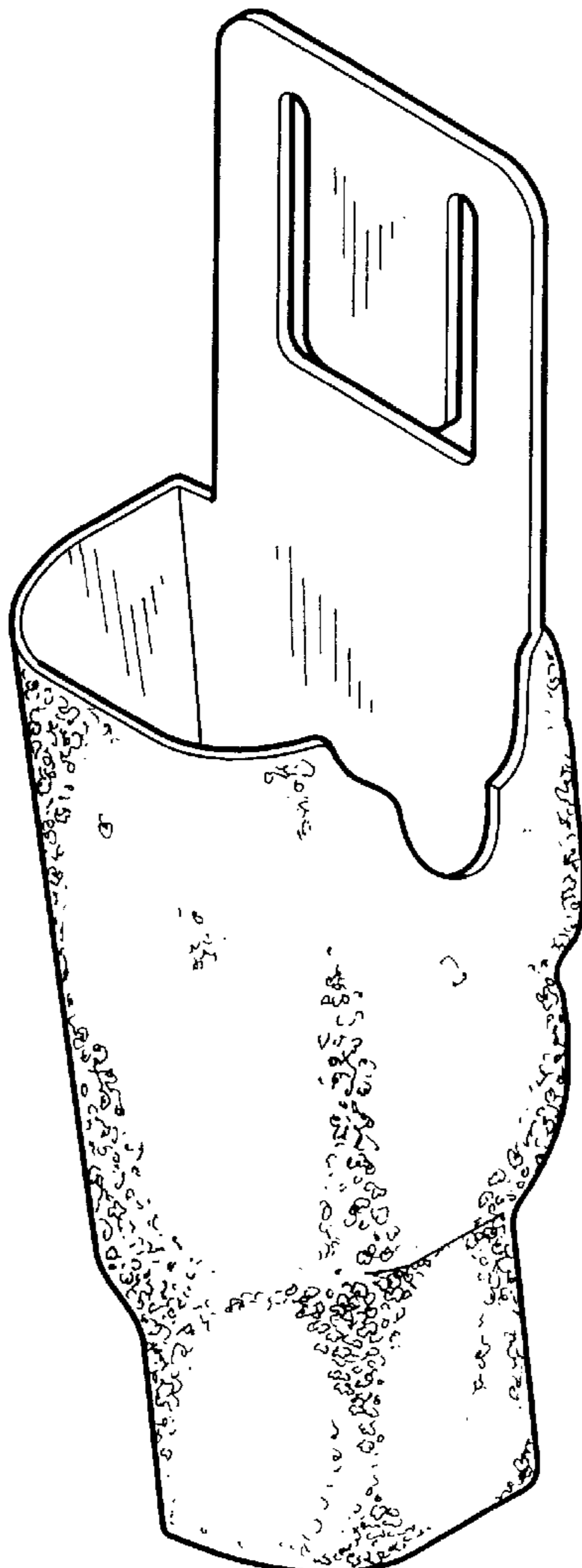
FIG. 8 is a cross-sectional view taken along line 8—8 of FIG. 7.

### [56] References Cited

#### U.S. PATENT DOCUMENTS

D. 313,121	12/1990	Dise .....	D3/228
D. 314,670	2/1991	Schultz .....	D3/228
D. 333,215	2/1993	Brown .....	D3/228
D. 350,229	9/1994	Dancyger .....	D3/228

**1 Claim, 5 Drawing Sheets**



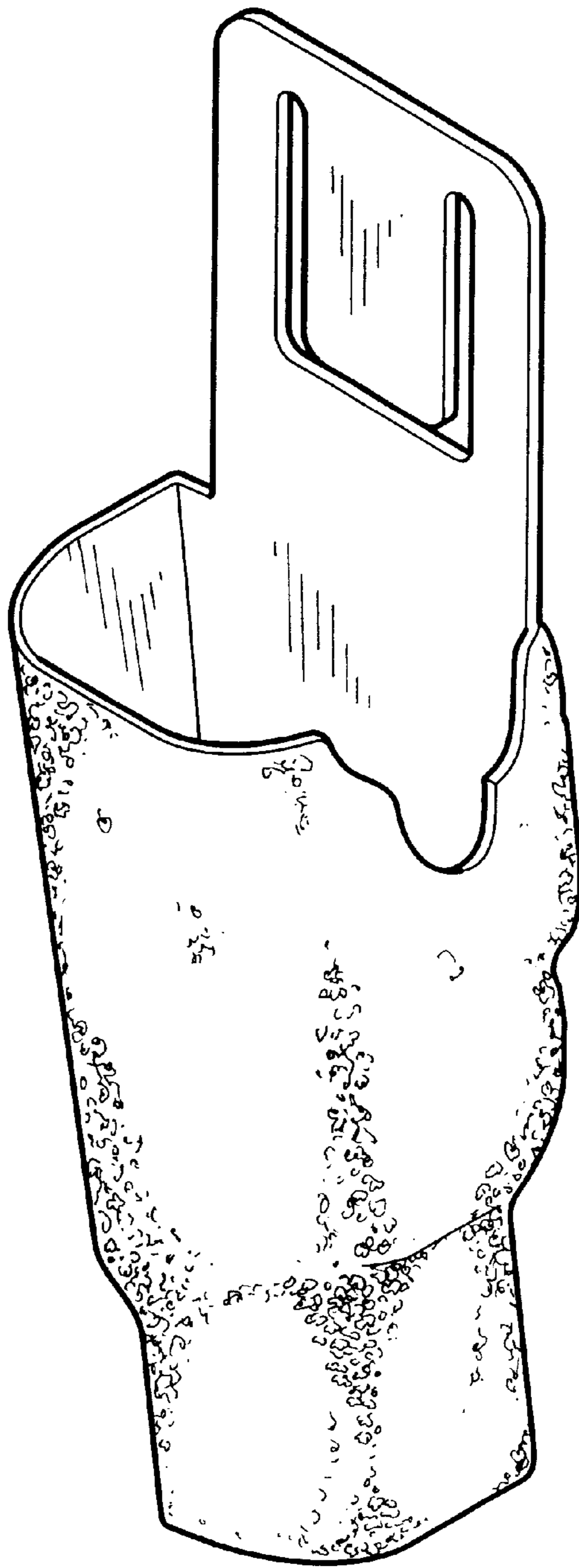


Fig. 1

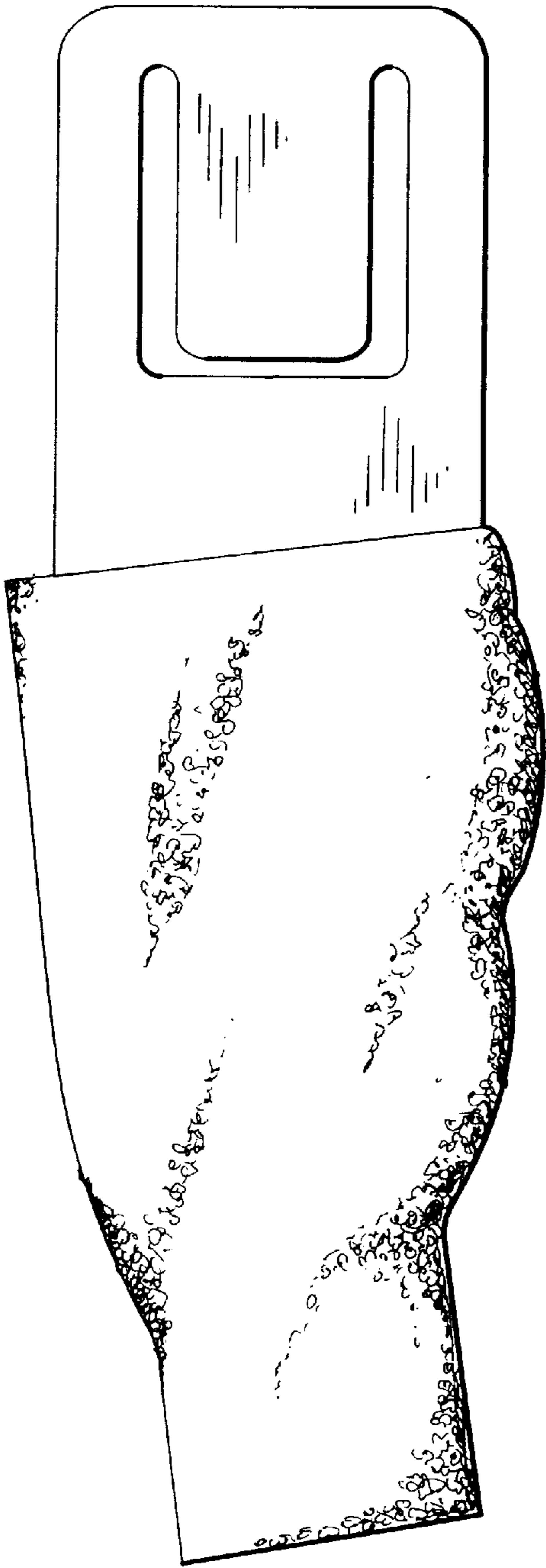


Fig. 2



Fig. 3

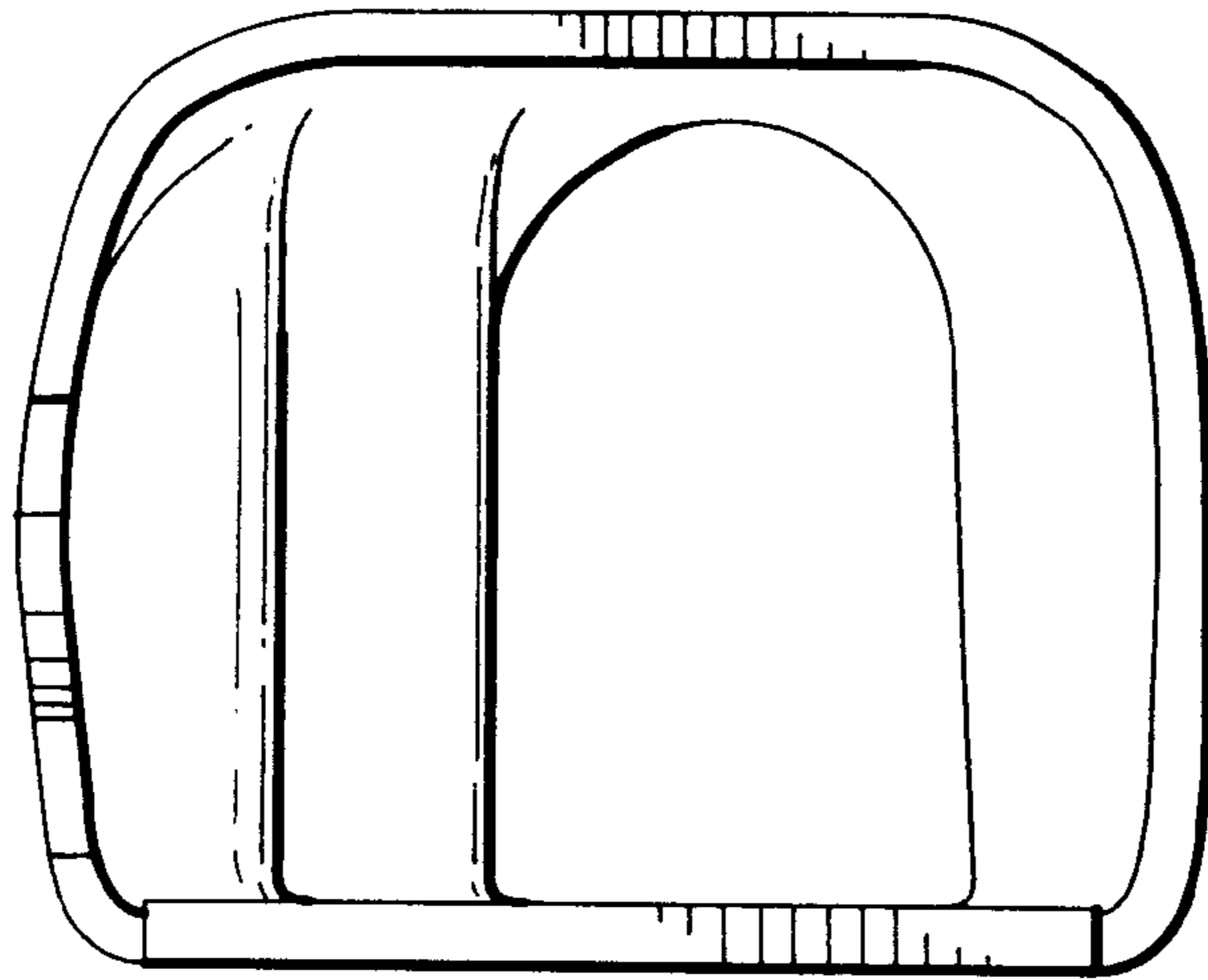


Fig. 4




Fig. 5




Fig. 6




Fig. 7



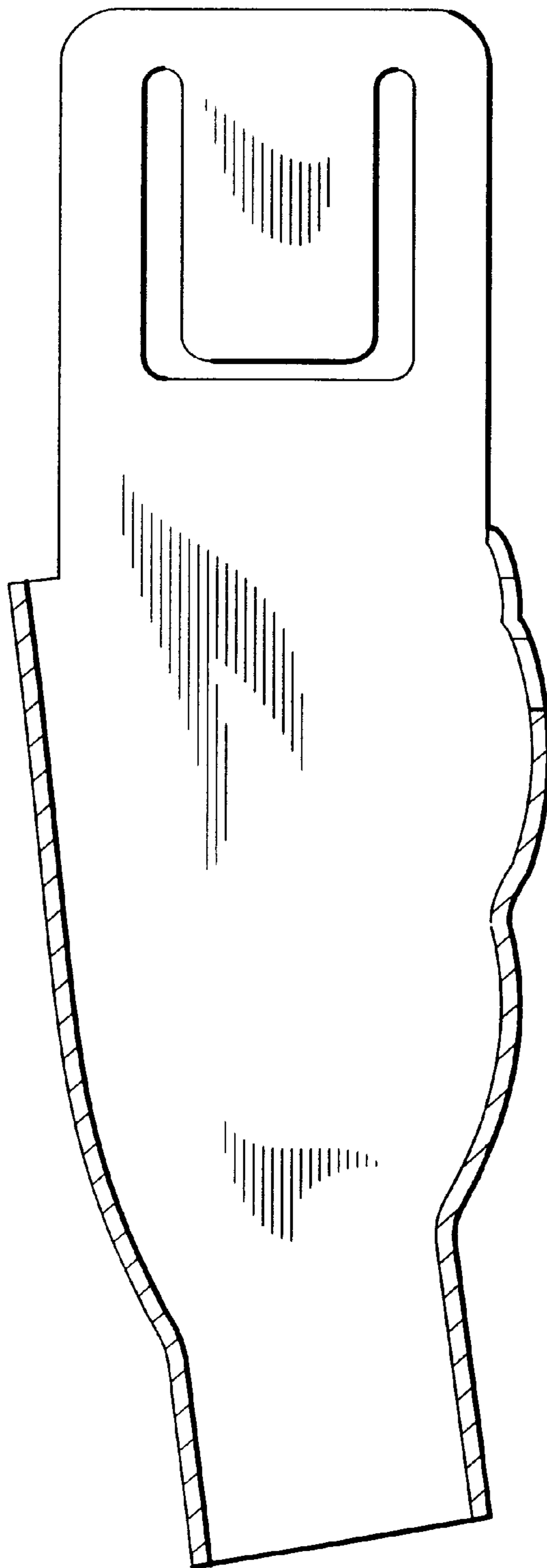


Fig. 8