



US00D409825S

United States Patent [19]
Greenberg

[11] **Patent Number: Des. 409,825**

[45] **Date of Patent: ** May 18, 1999**

[54] **SHOE BOTTOM**

[75] Inventor: **Robert Y. Greenberg**, Manhattan Beach, Calif.

[73] Assignee: **Skechers U.S.A., Inc.**, Manhattan Beach, Calif.

[**] Term: **14 Years**

[21] Appl. No.: **29/082,176**

[22] Filed: **Dec. 23, 1997**

[51] **LOC (6) Cl.** **02-04**

[52] **U.S. Cl.** **D2/953; D2/954**

[58] **Field of Search** D2/951, 947, 953, D2/954, 902; 36/3 B, 4, 25 R, 32 R

[56] **References Cited**

U.S. PATENT DOCUMENTS

- D. 76,541 10/1928 Hopwood D2/953
- D. 88,763 12/1932 Fowler D2/953
- D. 193,958 10/1962 Senne D2/953
- D. 240,281 6/1976 Russell .
- D. 242,091 11/1976 Tornero .
- D. 244,642 6/1977 Famolare, Jr. .
- D. 245,734 9/1977 Jacobs .
- D. 247,656 4/1978 Keen D2/953
- D. 269,139 5/1983 Stubblefield .
- D. 280,568 9/1985 Stubblefield D2/951
- D. 280,950 10/1985 Austin et al. .
- D. 284,519 7/1986 Braga et al. D2/951
- D. 285,984 10/1986 Tong et al. .
- D. 286,342 10/1986 Stubblefield .
- D. 295,459 5/1988 Zuidema et al. .
- D. 296,724 7/1988 Peterson .
- D. 298,285 11/1988 Tong .
- D. 298,683 11/1988 Kelley et al. .
- D. 301,392 6/1989 Le .
- D. 301,936 7/1989 Swett .
- D. 305,381 1/1990 Mitsui .
- D. 307,510 5/1990 Issler .
- D. 319,724 9/1991 Issler .
- D. 319,725 9/1991 Claveria .
- D. 322,156 12/1991 Hase .
- D. 325,805 5/1992 Herber .
- D. 326,014 5/1992 Issler .

- D. 326,355 5/1992 Cotsidas .
- D. 331,490 12/1992 Bramani .
- D. 332,863 2/1993 Lucas .
- D. 339,465 9/1993 Teague D2/953
- D. 340,130 10/1993 Blissett .
- D. 340,571 10/1993 Novy .
- D. 341,246 11/1993 Lucarelli et al. D2/953
- D. 342,376 12/1993 James D2/951
- D. 352,156 11/1994 Purdom .
- D. 352,597 11/1994 Cohen .
- D. 353,258 12/1994 Issler .
- D. 356,668 3/1995 Lobosco et al. D2/953
- D. 356,671 3/1995 Blanchini .
- D. 357,571 4/1995 Mitsui .
- D. 361,881 9/1995 Hatfield D2/951
- D. 363,815 11/1995 Lucarelli D2/951
- D. 364,265 11/1995 Murray .
- D. 366,354 1/1996 Yoshikawa et al. .
- D. 368,577 4/1996 Mitsui .
- D. 369,235 4/1996 Senda et al. D2/951
- D. 372,576 8/1996 Mills et al. .
- D. 377,109 1/1997 Manfredi .

(List continued on next page.)

Primary Examiner—Celia Murphy
Attorney, Agent, or Firm—Marshall A. Lerner, Esq.; Bradford E. Mattes, Esq.; Kleinberg & Lerner, LLP

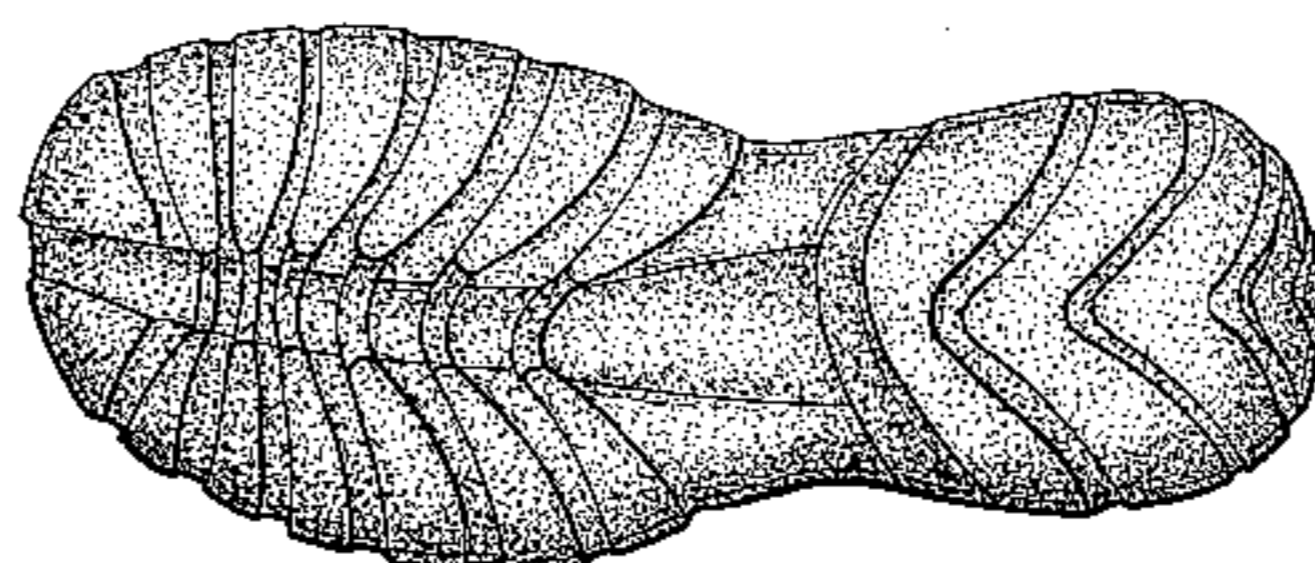
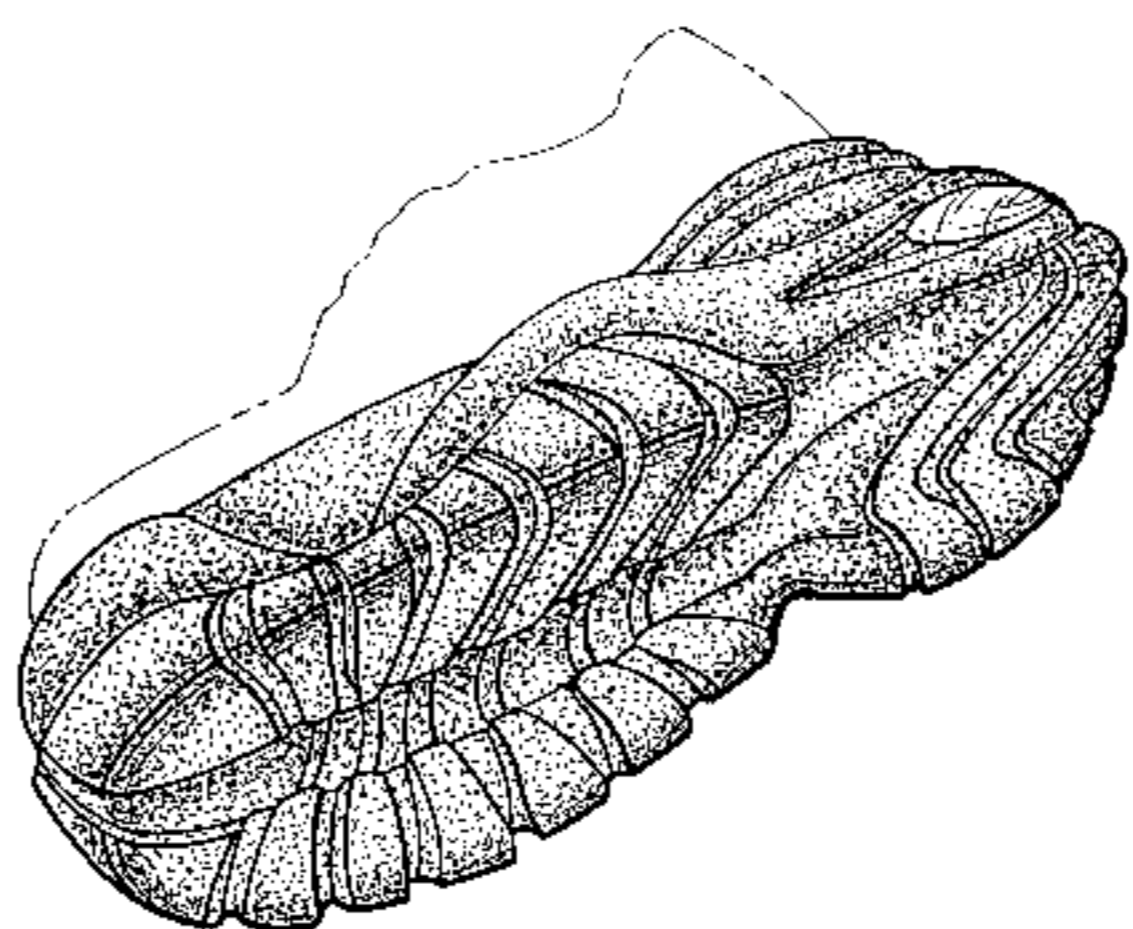
[57] **CLAIM**

The ornamental design for a shoe bottom, as shown and described.

DESCRIPTION

FIG. 1 is a perspective view of a shoe bottom showing my new design; the broken lines showing the shoe in FIGS. 1-3; 6 and 7 being for illustrative purposes only and forming no part of the claimed design; FIG. 2 is a right side elevational view thereof; FIG. 3 is a left side elevational view thereof; FIG. 4 is a top plan view thereof, the central portion being left unshaded and unclaimed. FIG. 5 is a bottom plan view thereof; FIG. 6 is a front elevational view thereof; and, FIG. 7 is a rear elevational view.

1 Claim, 3 Drawing Sheets



Des. 409,825

Page 2

U.S. PATENT DOCUMENTS			
		2,394,454	2/1946 Kappeler .
		4,501,077	2/1985 Young .
		4,550,510	11/1985 Stubblefield .
		4,741,114	5/1988 Stubblefield .
		4,747,220	5/1988 Autry et al. .
D. 379,259	5/1997		Kayano .
D. 379,861	6/1997		Wunsch .
D. 386,892	12/1997	Jenkins	D2/951
D. 387,890	12/1997	Faulconer et al.	D2/953
D. 391,746	3/1998	Rask	D2/951

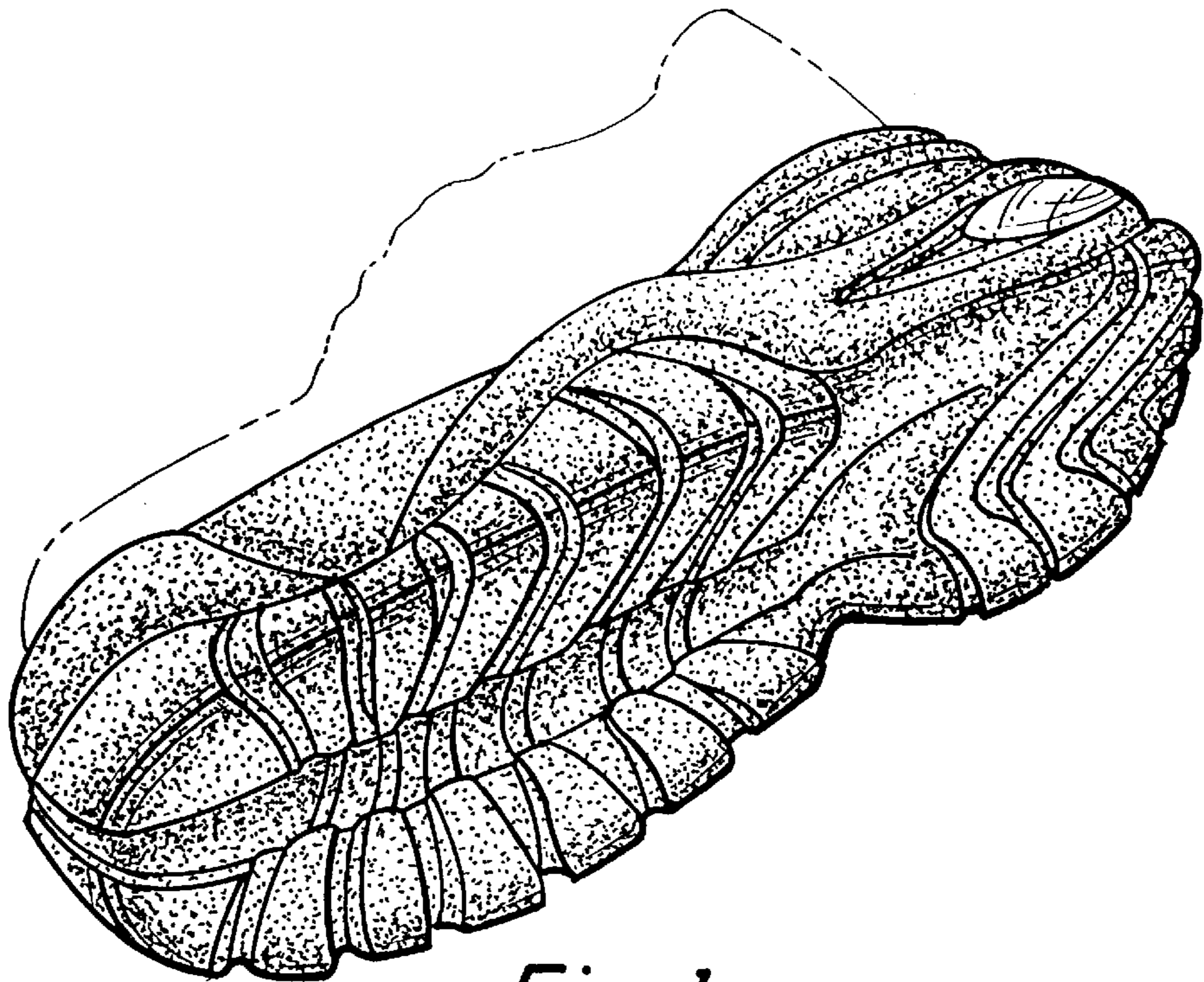


Fig. 1.

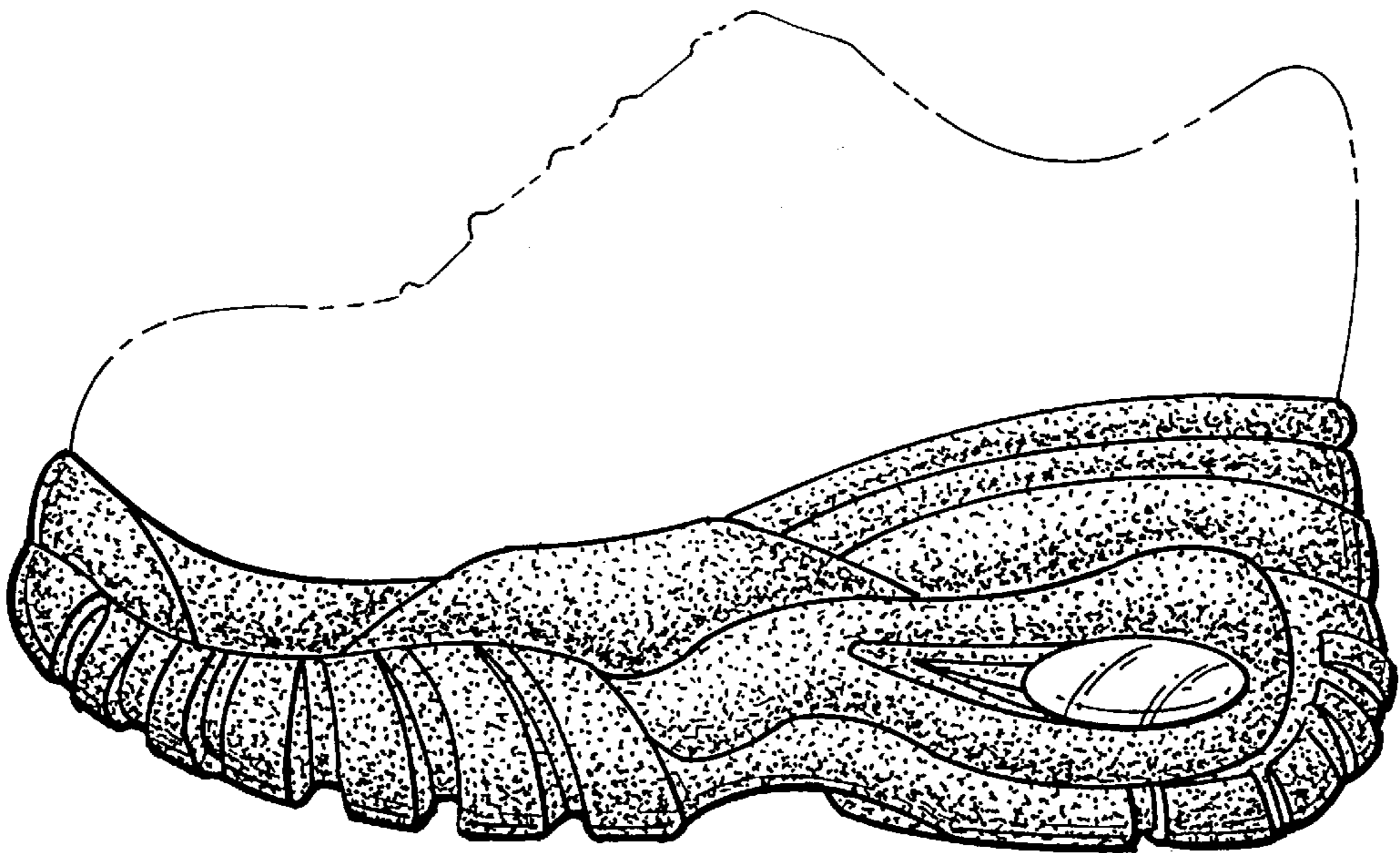


Fig. 2.

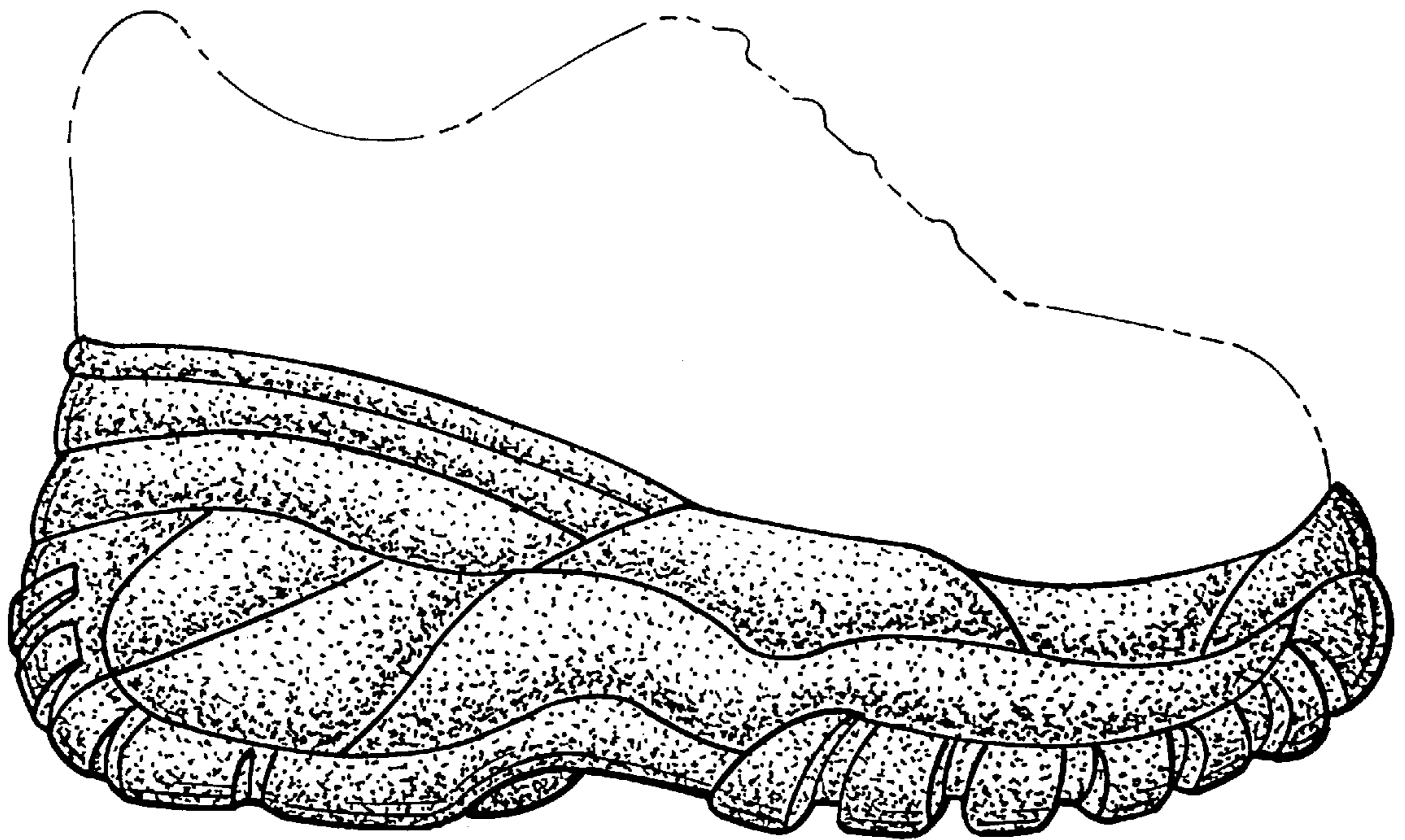


Fig. 3.

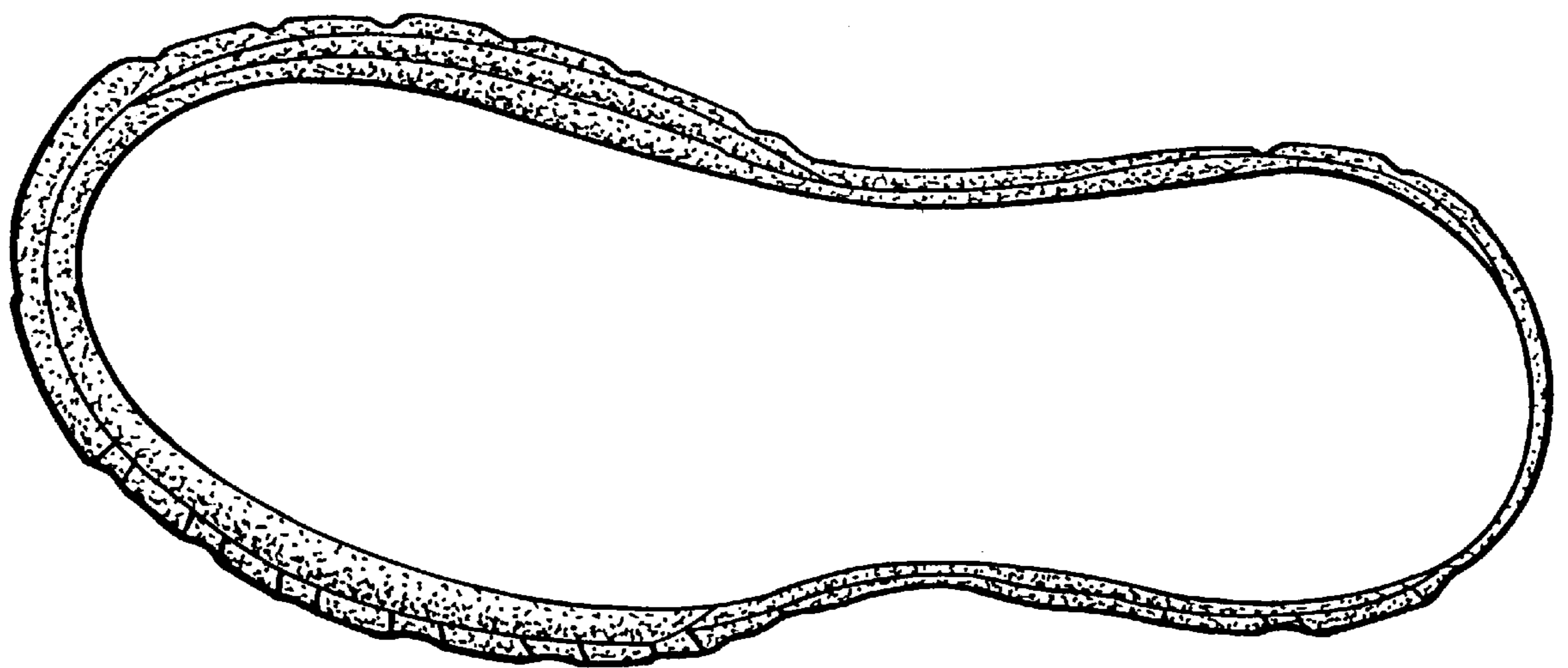


Fig. 4.

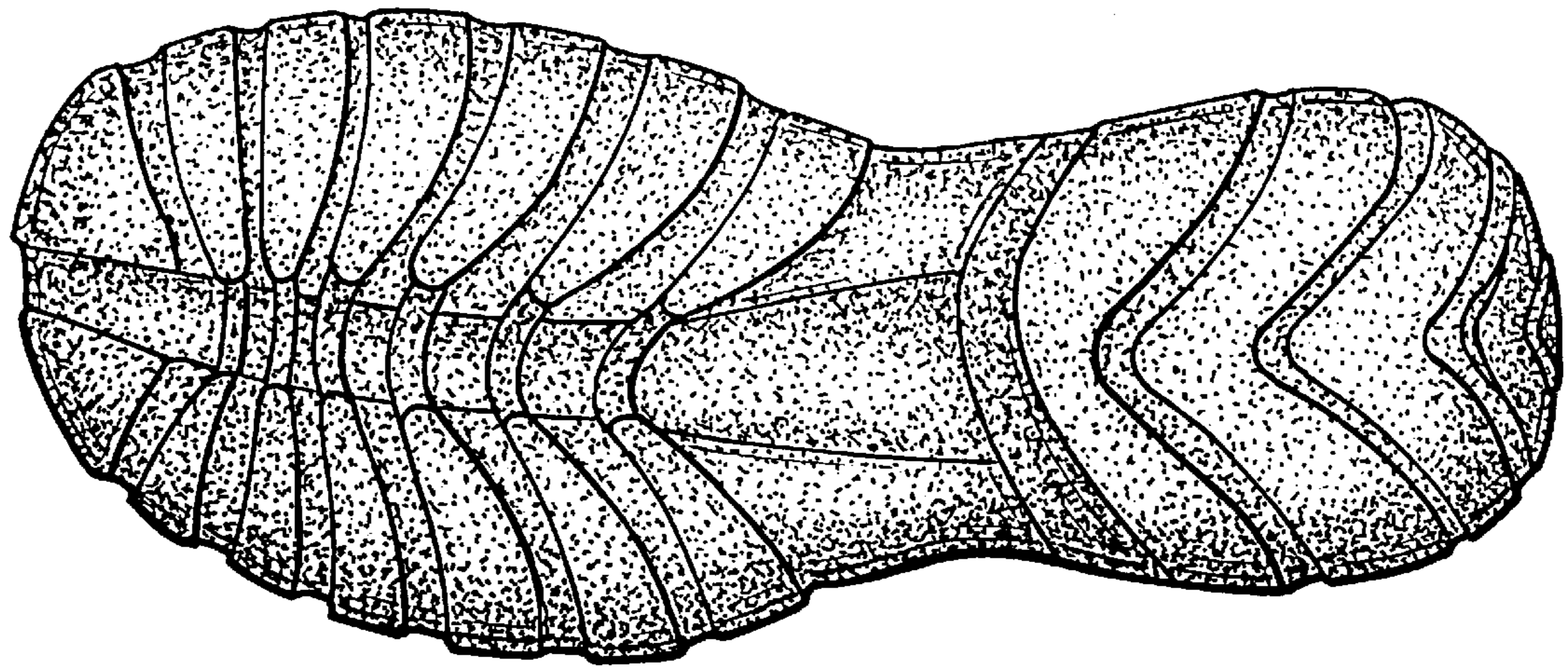


Fig. 5.

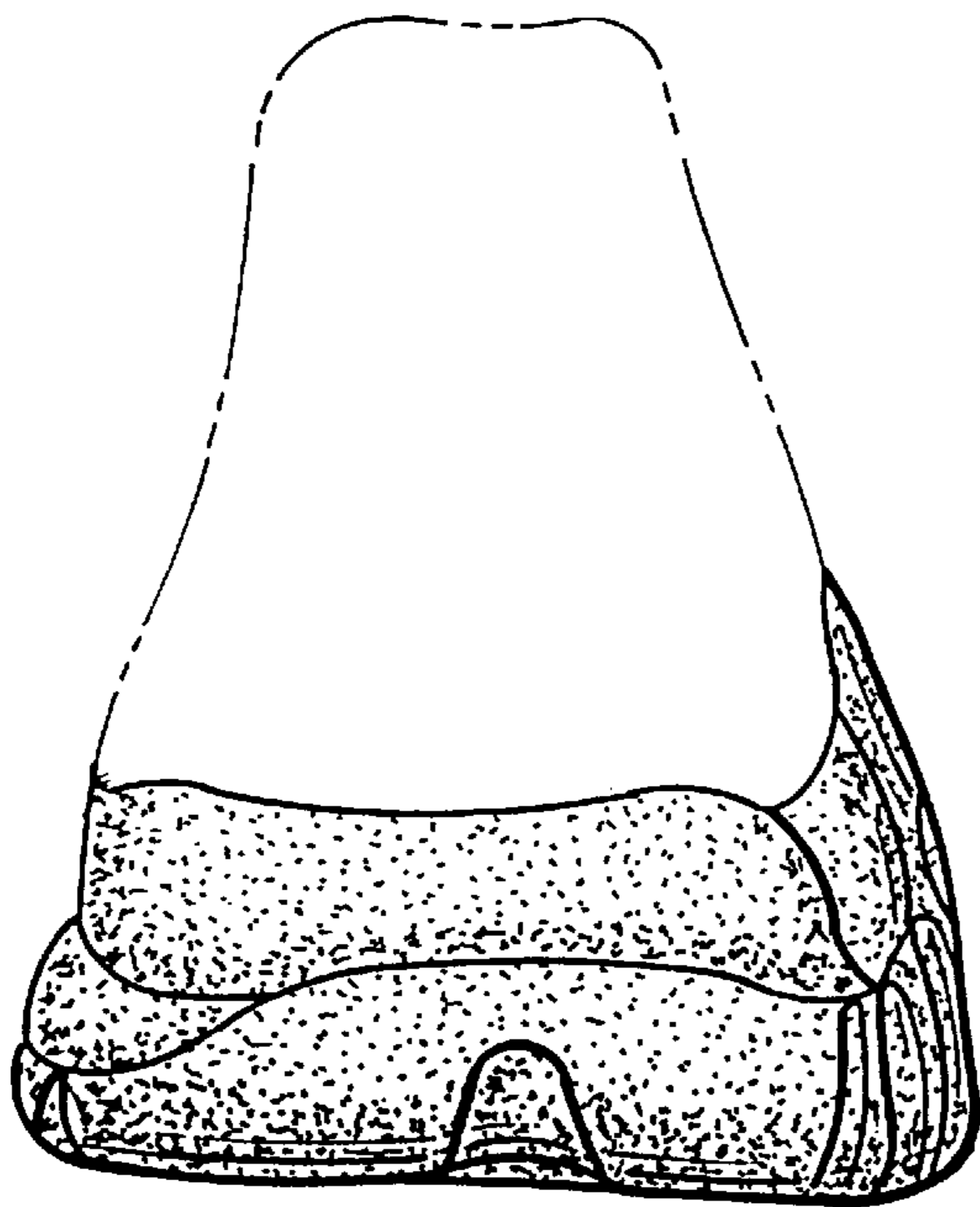


Fig. 6.

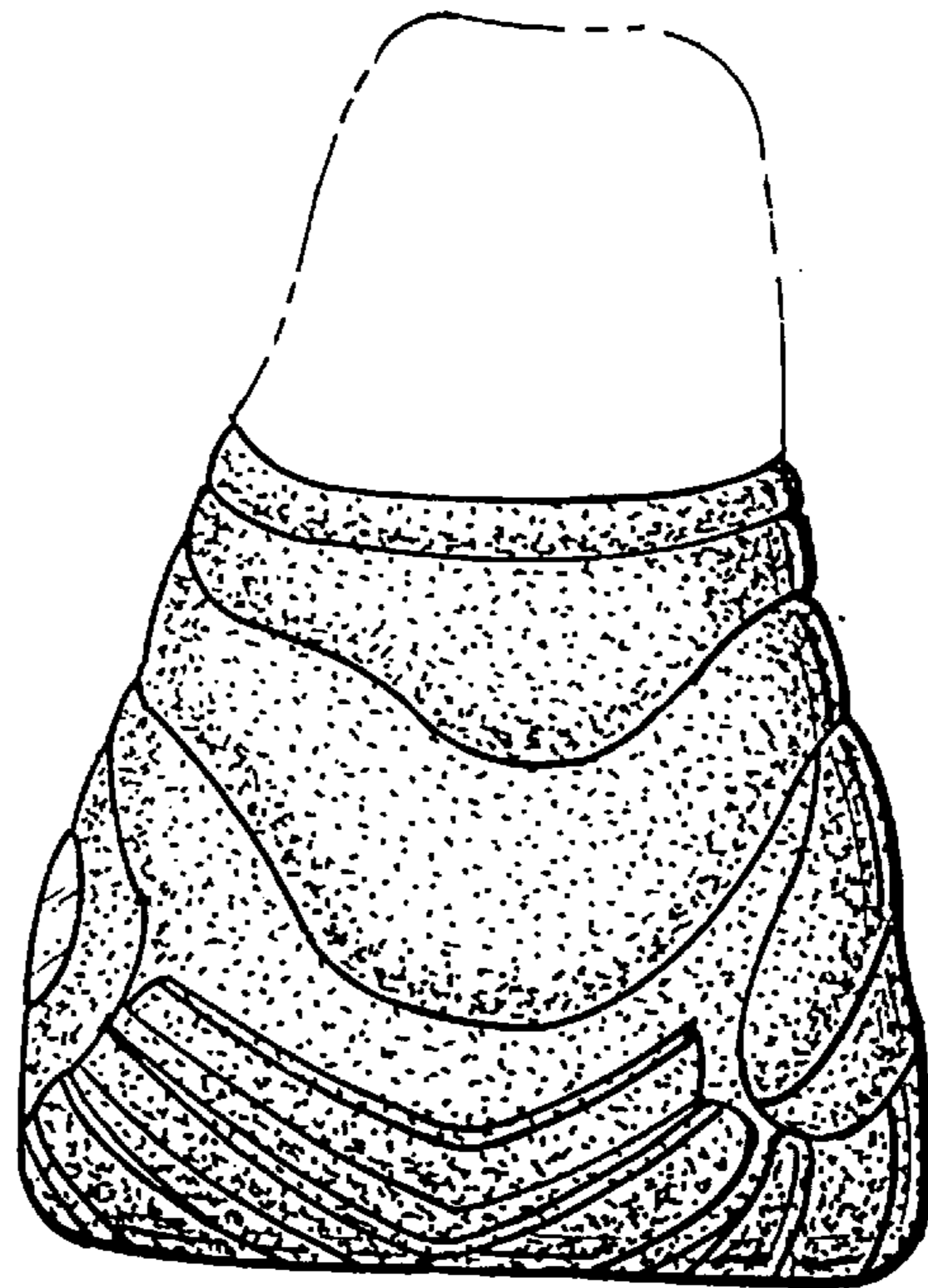


Fig. 7.