



US00D409795S

**United States Patent** [19]  
**White et al.**

[11] **Patent Number: Des. 409,795**

[45] **Date of Patent: \*\* May 11, 1999**

[54] **CIGAR CUTTER**

[75] Inventors: **Jeffrey R. White**, 50 Strawberry La.,  
Canton, Mass. 02021; **Marc P. Freedgood**, Milton, Mass.

[73] Assignee: **Jeffrey R. White**, Canton, Mass.

[\*\*] Term: **14 Years**

[21] Appl. No.: **29/091,896**

[22] Filed: **Aug. 7, 1998**

[51] **LOC (6) Cl.** ..... **27-06**

[52] **U.S. Cl.** ..... **D27/195**

[58] **Field of Search** ..... D27/195; 30/109-113;  
131/248, 250, 252, 249, 253, 254, 255

[56] **References Cited**

**U.S. PATENT DOCUMENTS**

D. 396,125 7/1998 Chen ..... D27/195  
5,715,602 2/1998 Hage ..... 30/113

**OTHER PUBLICATIONS**

Antique Cigar Cutter, p. 90, *Antique Cigar Cutters and Lighters*, Aug. 1996.

*Primary Examiner*—Susan J. Lucas

*Assistant Examiner*—Jennifer Rivard

*Attorney, Agent, or Firm*—Wechsler & Wechsler, P.C.;  
Lawrence I. Wechsler

[57] **CLAIM**

The ornamental design for a cigar cutter, as shown and described.

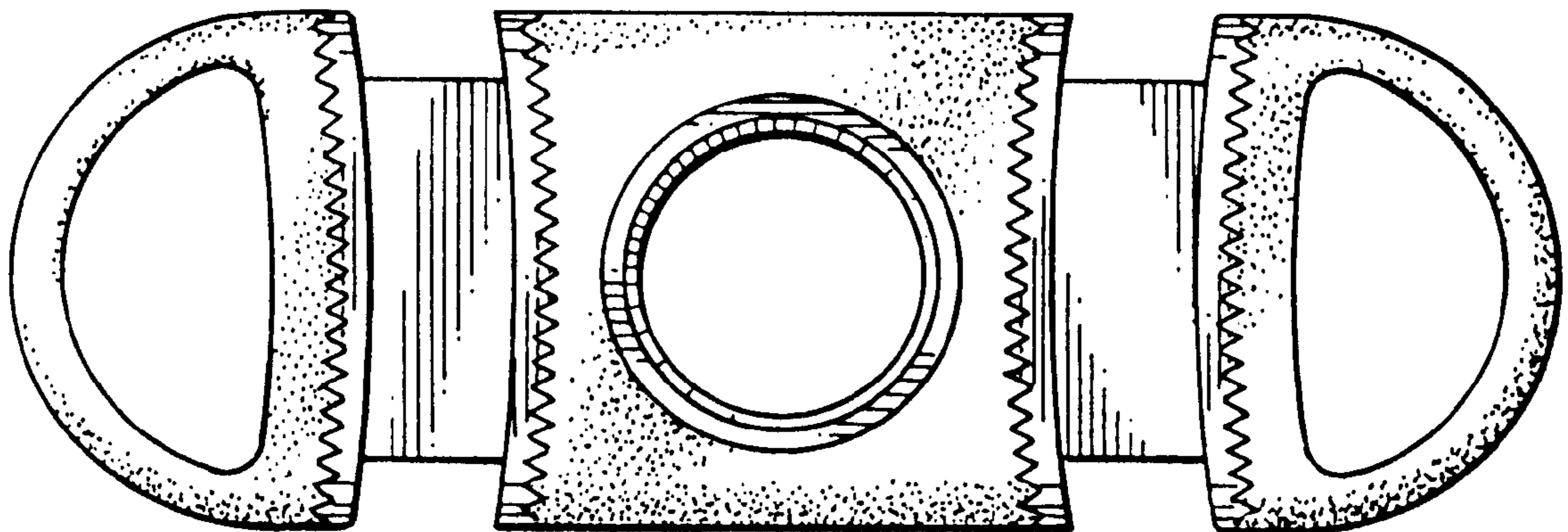
**DESCRIPTION**

FIG. 1 is a top plan view of our design shown in an open position, with the bottom plan view being a mirror image; FIG. 2 is a side elevational view thereof, the opposite side view being a mirror image;

FIG. 3 is a top plan view of our design shown in a closed position, with the bottom plan view being a mirror image; and,

FIG. 4 is an end elevational view thereof, the opposite side view being a mirror image.

**1 Claim, 1 Drawing Sheet**



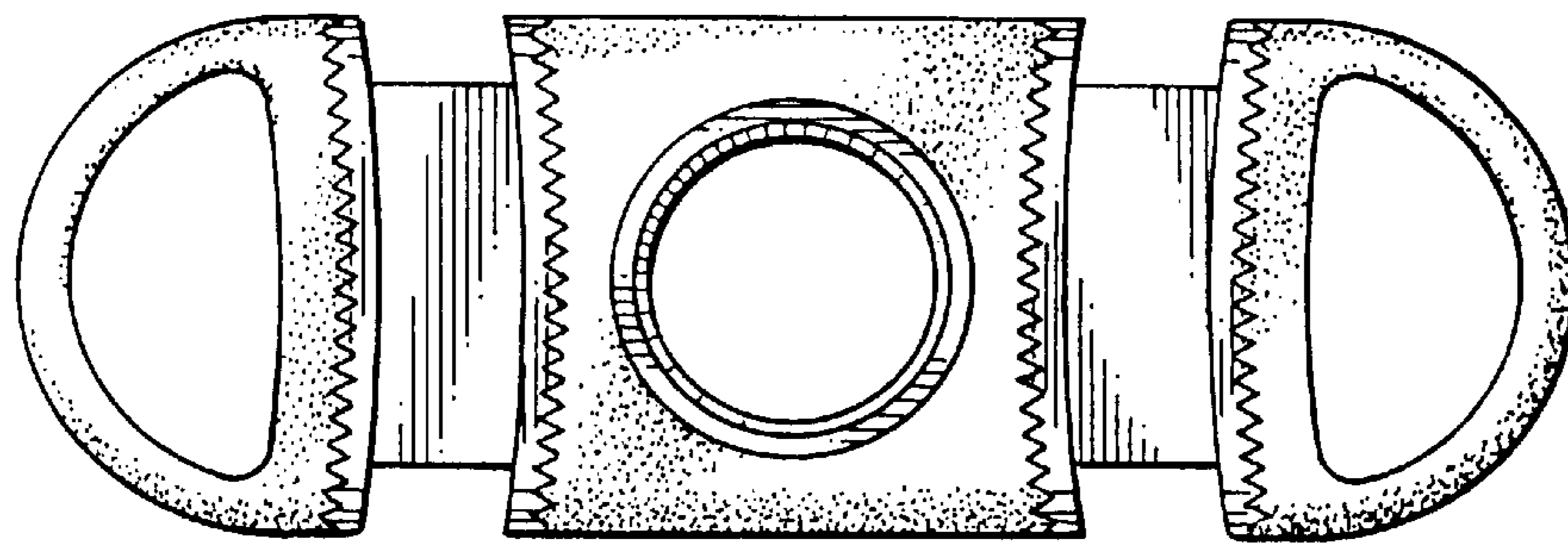


FIG. 1



FIG. 2

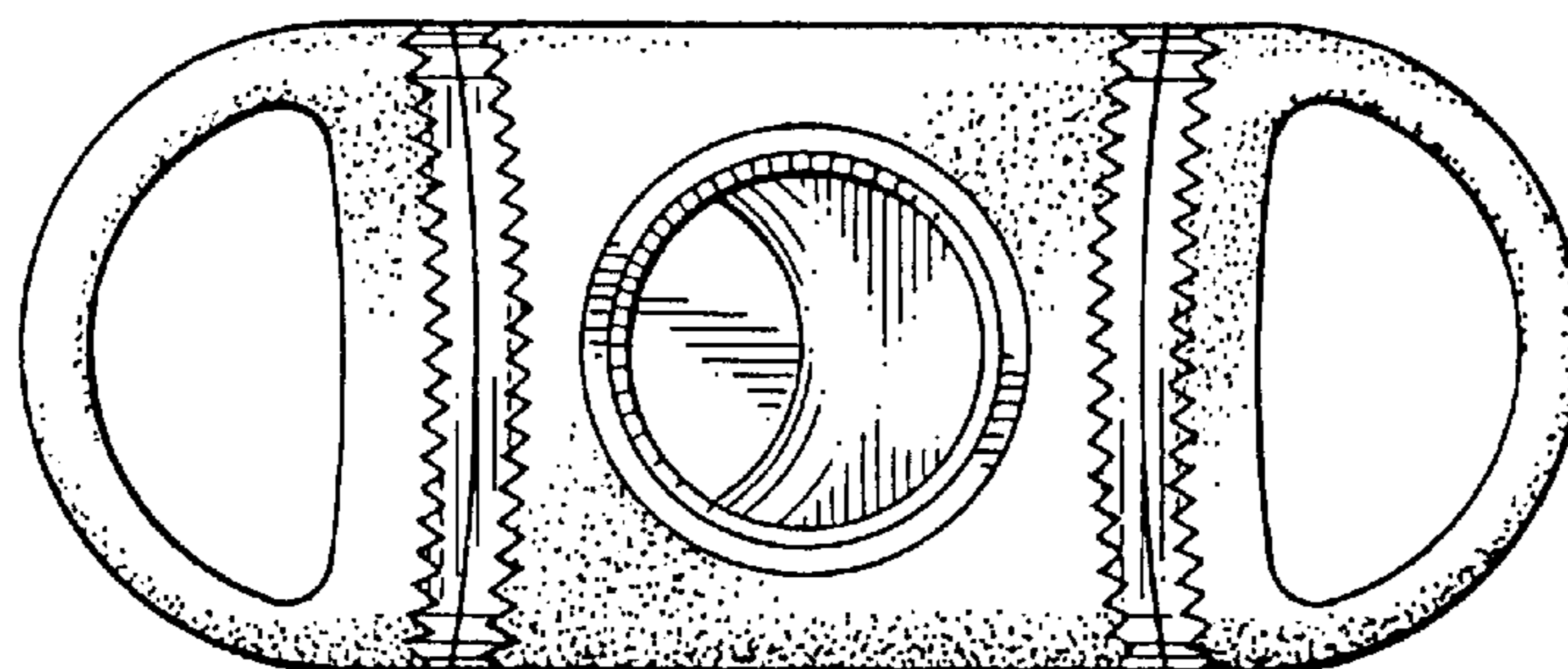


FIG. 3



FIG. 4