



US00D409794S

United States Patent [19]

Mesco

[11] **Patent Number: Des. 409,794**

[45] **Date of Patent: ** May 11, 1999**

[54] **END TRIMMER FOR A CIGAR**

[76] Inventor: **Craig B. Mesco**, 116 Lithia Way #4, Ashland, Oreg. 97520

[**] Term: **14 Years**

[21] Appl. No.: **29/073,768**

[22] Filed: **Jul. 17, 1997**

[51] **LOC (6) Cl.** **27-99**

[52] **U.S. Cl.** **D27/195**

[58] **Field of Search** D27/194, 195;
131/248, 253, 233, 252; 30/109, 110, 111,
112, 113

[56] **References Cited**

U.S. PATENT DOCUMENTS

D. 375,576	11/1996	Mesco	D27/195
D. 386,814	11/1997	Mesco	D27/195
1,166,881	1/1916	Anerson	30/113
1,199,784	10/1916	Hall	30/113
1,269,593	6/1918	Fuller	30/113
1,294,479	2/1919	Kollmar	30/113
5,664,331	9/1997	Yu	30/113

FOREIGN PATENT DOCUMENTS

572673 3/1933 Germany .

OTHER PUBLICATIONS

My U.S. pending design application SN 29/058,694 filed Aug. 20, 1996 now Patent No. D 386814 Nov. 25, 1997.

Primary Examiner—Susan J. Lucas
Assistant Examiner—Jennifer Rivard

[57] **CLAIM**

The ornamental design for an end trimmer for a cigar, as shown and described.

DESCRIPTION

FIG. 1 is a front elevational view of an end trimmer for a cigar showing my new design;

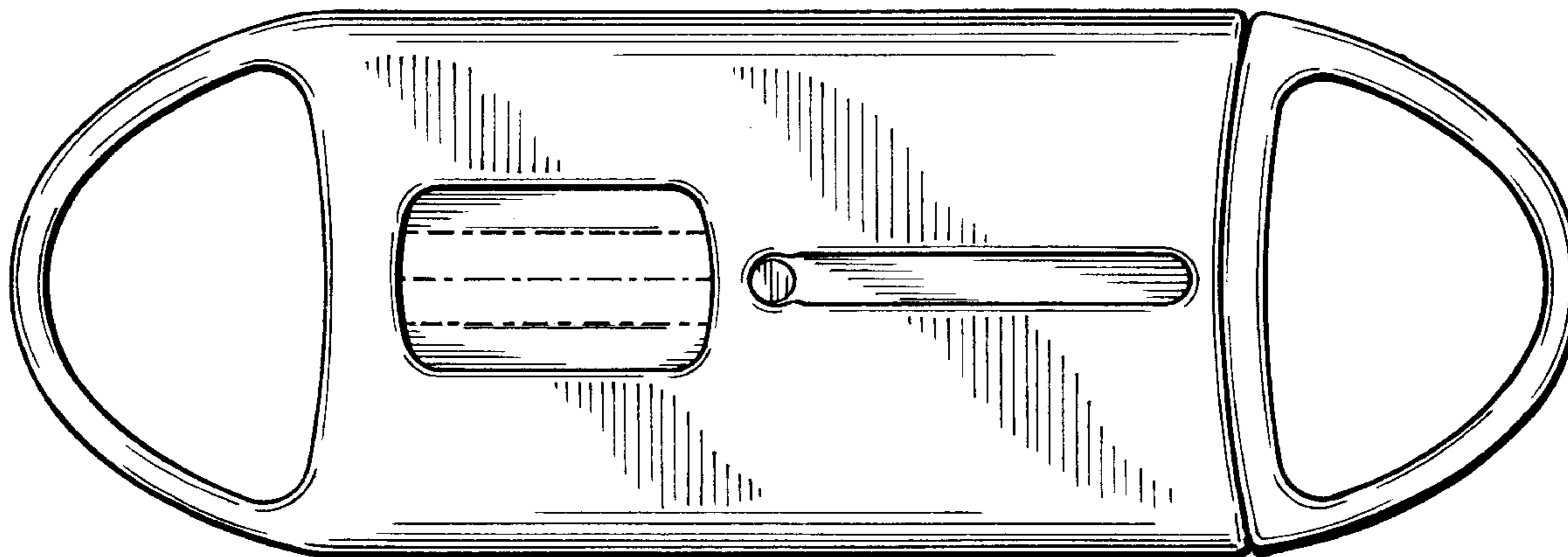
FIG. 2 is a back elevational view thereof;

FIG. 3 is a right side elevational view thereof, with the left side elevational view appearing as a mirror image of the right side view; and,

FIG. 4 is a right end elevational view thereof, with the left end elevational view appearing as a mirror image of the right end view.

The broken boundary lines form no part of the claimed design and the interior lines are shown for illustrative purposes only.

1 Claim, 3 Drawing Sheets



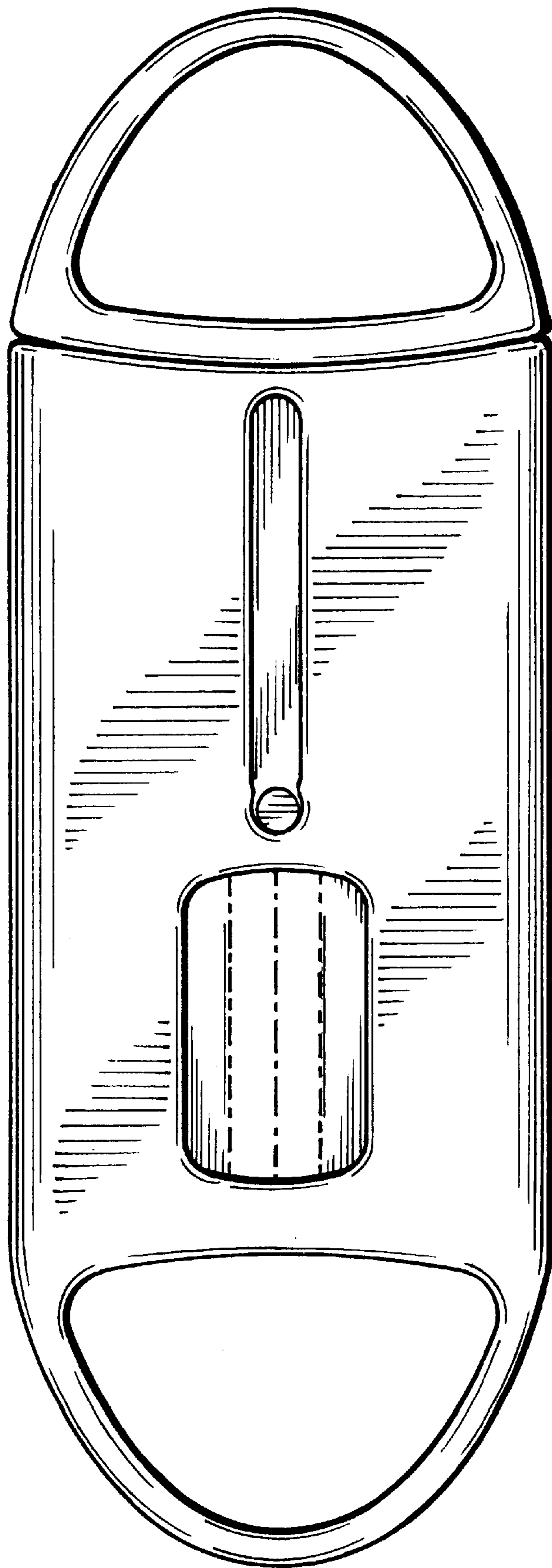


FIG. 1

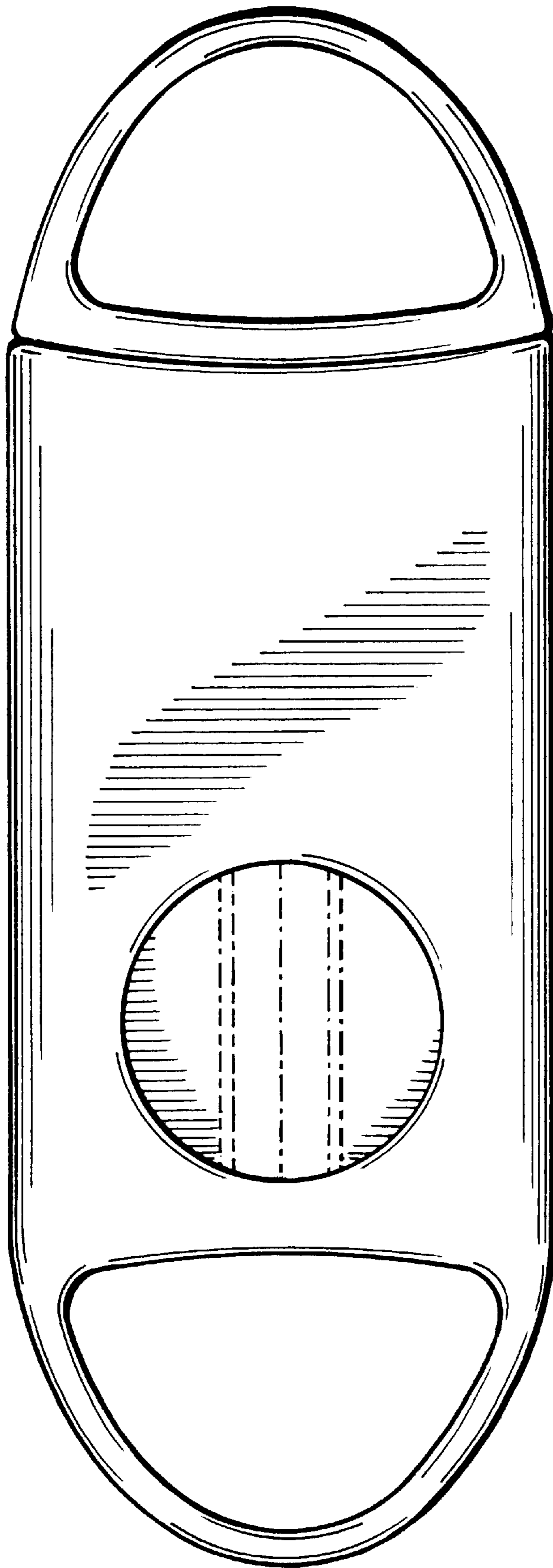


FIG. 2




FIG. 3

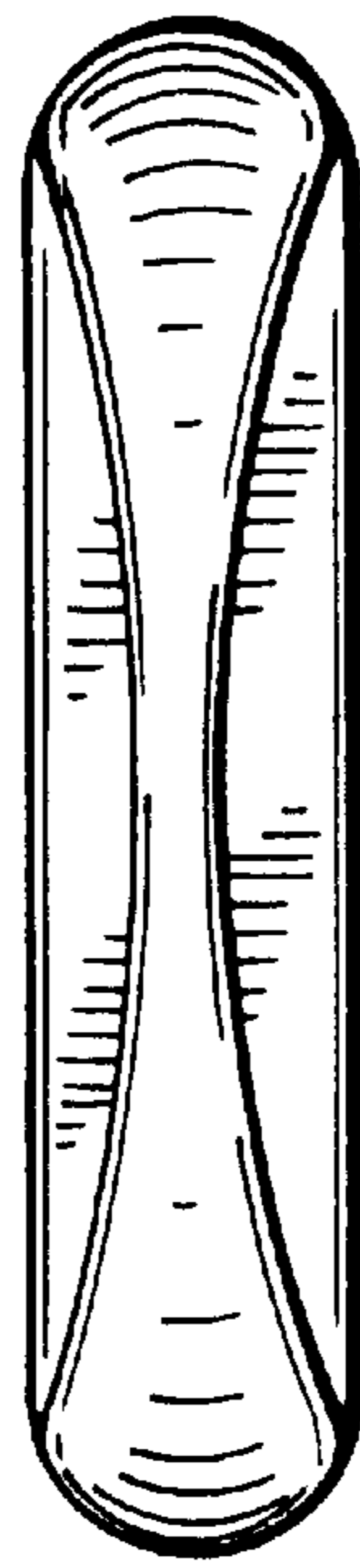


FIG. 4