



US00D409791S

United States Patent [19]
Schlesinger

[11] **Patent Number: Des. 409,791**

[45] **Date of Patent: ** May 11, 1999**

[54] **LAMP BASE**

[75] Inventor: **Stanley Schlesinger**, Mt. Pleasant, S.C.

[73] Assignee: **Quoizel, Inc.**, Goose Creek, S.C.

[**] Term: **14 Years**

[21] Appl. No.: **29/089,524**

[22] Filed: **Jun. 17, 1998**

[51] **LOC (6) Cl.** **26-99**

[52] **U.S. Cl.** **D26/142; D26/110**

[58] **Field of Search** **D26/93, 102, 104, D26/105, 106, 107, 108, 110, 112, 153, 142; 362/410-414**

[56] **References Cited**

U.S. PATENT DOCUMENTS

D. 391,005 2/1998 Gunthert D26/110

OTHER PUBLICATIONS

Interiors, p. 142, table lamp, bottom, second from left, Oct. 1954.

Reminton lighting catalog, p. 26, table lamp #297, top, right, Mar. 1996.

Primary Examiner—Susan J. Lucas
Attorney, Agent, or Firm—Gallagher & Kennedy

[57] **CLAIM**

The ornamental design for a lamp base, as shown and described.

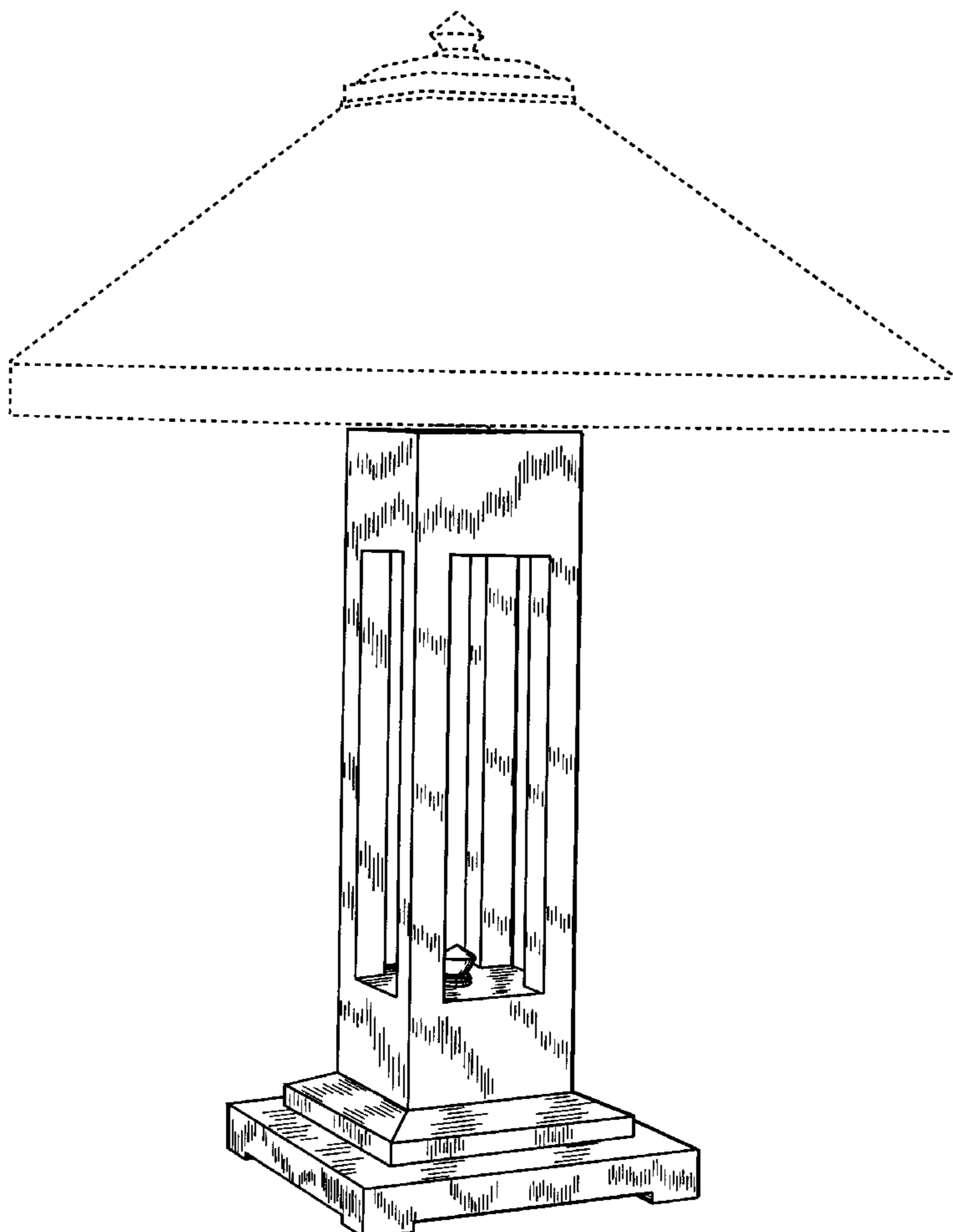
DESCRIPTION

FIG. 1 is a perspective view of the lamp base showing my new design; and,

FIG. 2 is a front elevation view of the lamp base of FIG. 1.

Features shown in broken lines are shown for environment only and do not form a part of the design claimed. The bottom and top of the lamp base of FIGS. 1 and 2 are without adornment, are not a part of my ornamental design and are not separately shown in the drawings. The left, right and rear elevations are identical to FIG. 2, and so are not separately shown.

1 Claim, 2 Drawing Sheets



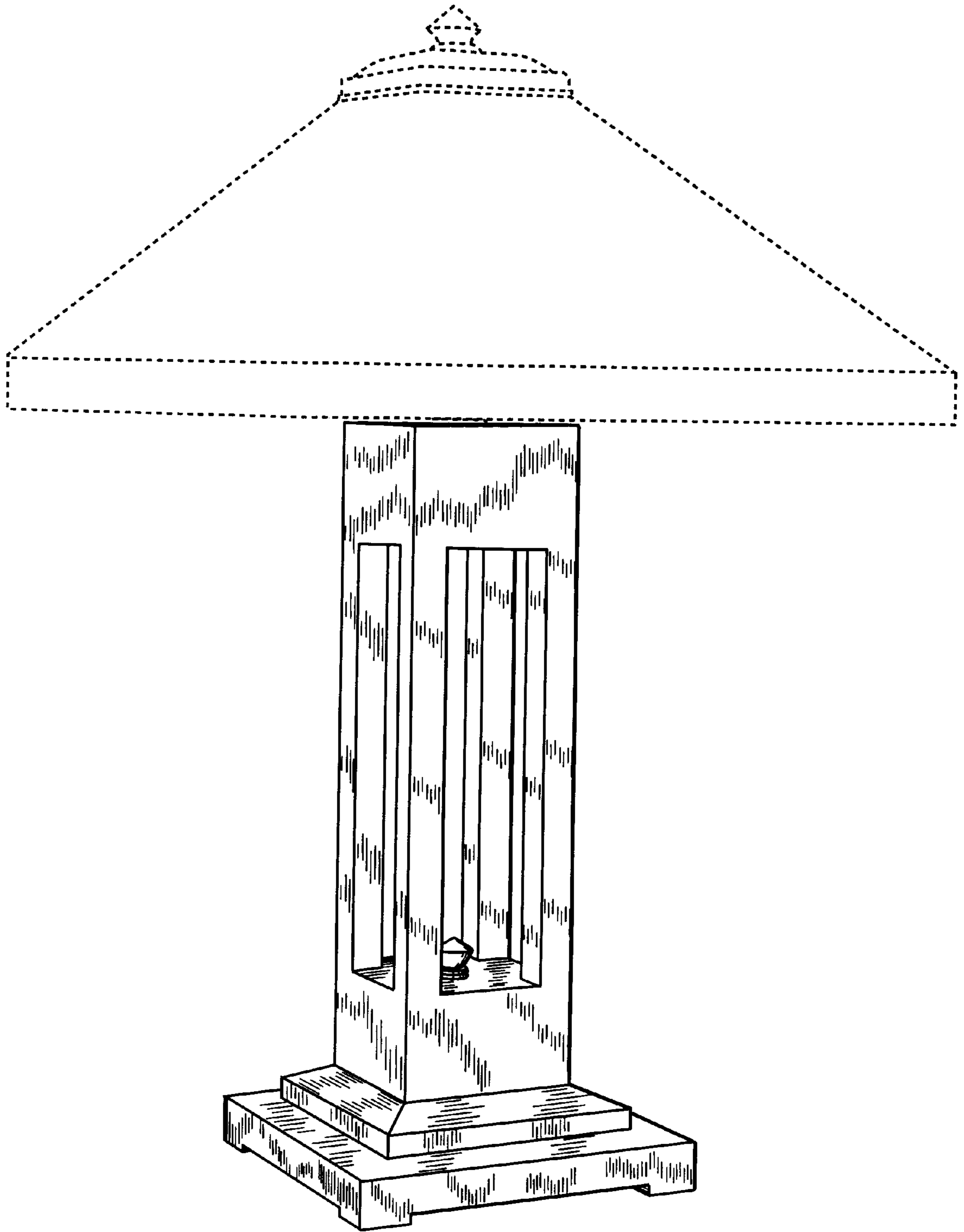


FIG. 1

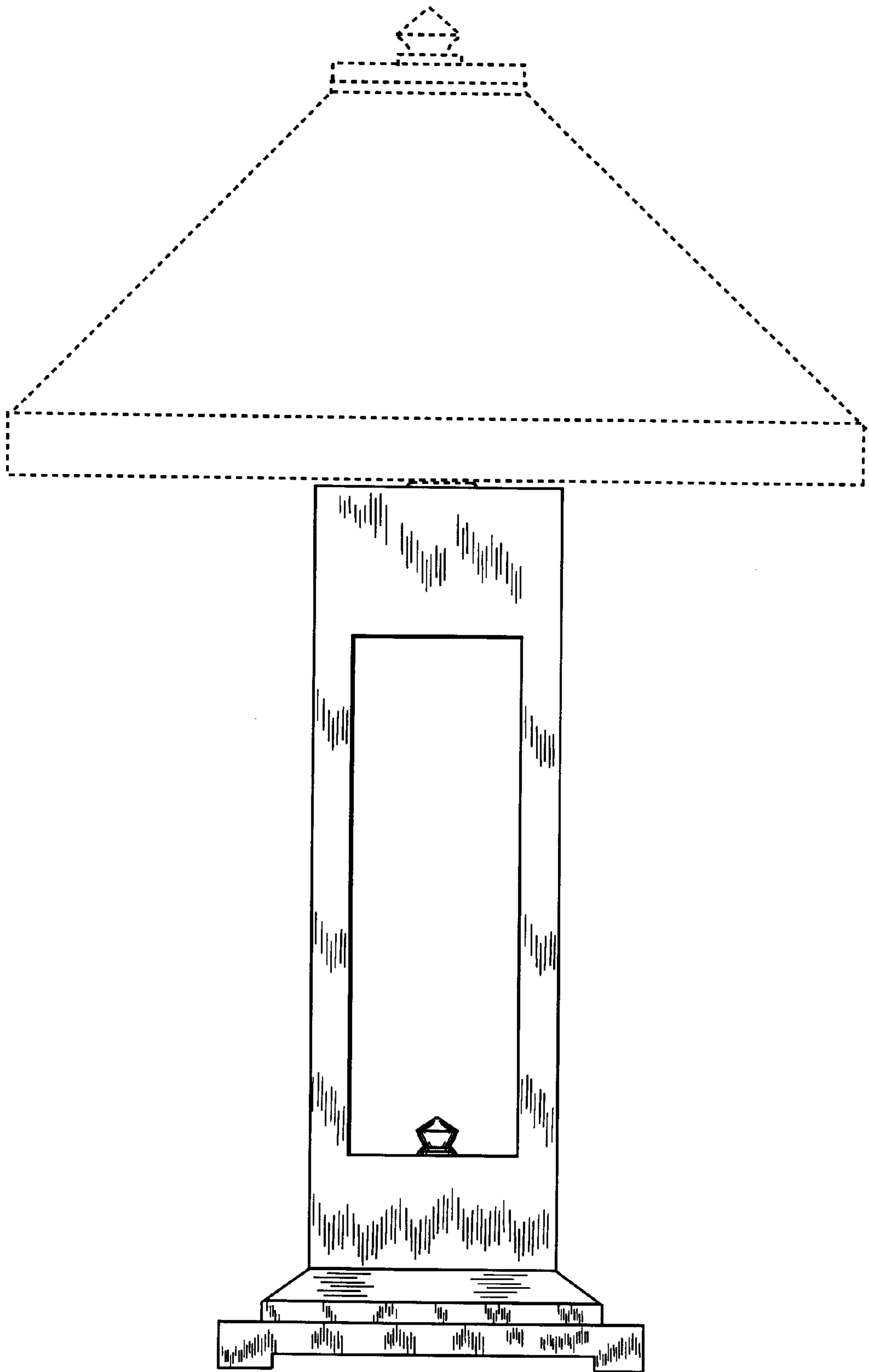


FIG. 2