



US00D409689S

United States Patent [19]

Sanchez-Muhlach

[11] **Patent Number:** Des. 409,689
[45] **Date of Patent:** ** May 11, 1999

[54] **LOCOMOTIVE FORMED FROM BOXES**

D. 330,737 11/1992 Silber D21/76

[76] **Inventor:** Ileana Sanchez-Muhlach, Calle 5 #1-5,
Jardines de Caparra, Puerto Rico 00959

Primary Examiner—Raphael Barkai
Attorney, Agent, or Firm—Burgess, Ryan & Wayne

[**] **Term:** 14 Years

[57] **CLAIM**

[21] **Appl. No.:** 29/061,310

The ornamental design for a locomotive formed from boxes,
as shown and described.

[22] **Filed:** Oct. 21, 1996

DESCRIPTION

[51] **LOC (6) Cl.** 21-01

[52] **U.S. Cl.** D21/540

[58] **Field of Search** D21/71, 73, 76,
D21/129; D12/37; 446/227, 410, 440, 441,
447, 455, 467; 280/828, 87.01; 104/DIG. 1;
105/1.5, 29.2

FIG. 1 is a side elevational view of one of the cars of the
locomotive formed from boxes of my new design;

FIG. 2 is a side elevational view of another one of the cars
of the locomotive formed from boxes of my new design; and
FIG. 3 is a side elevational view of still another one of the
cars of the locomotive formed from boxes of my new design,
with all of the different cars being connected together to
form the locomotive; and,

FIG. 4 is a side elevational view of the locomotive of the
invention with the three cars arranged together.


FIGS. 1–3 are shown separately for illustrative purposes
only and the sides not shown form no part of the claimed
design.

[56] References Cited

U.S. PATENT DOCUMENTS

D. 141,808	7/1945	Covey	D21/129
D. 156,441	12/1949	Leech	D21/129
D. 168,742	2/1953	Handler	D21/140
D. 187,659	4/1960	Collinger	D21/76
D. 257,995	1/1981	Mikkelsen	D21/71
D. 262,641	1/1982	Saitoh	D21/129

1 Claim, 4 Drawing Sheets



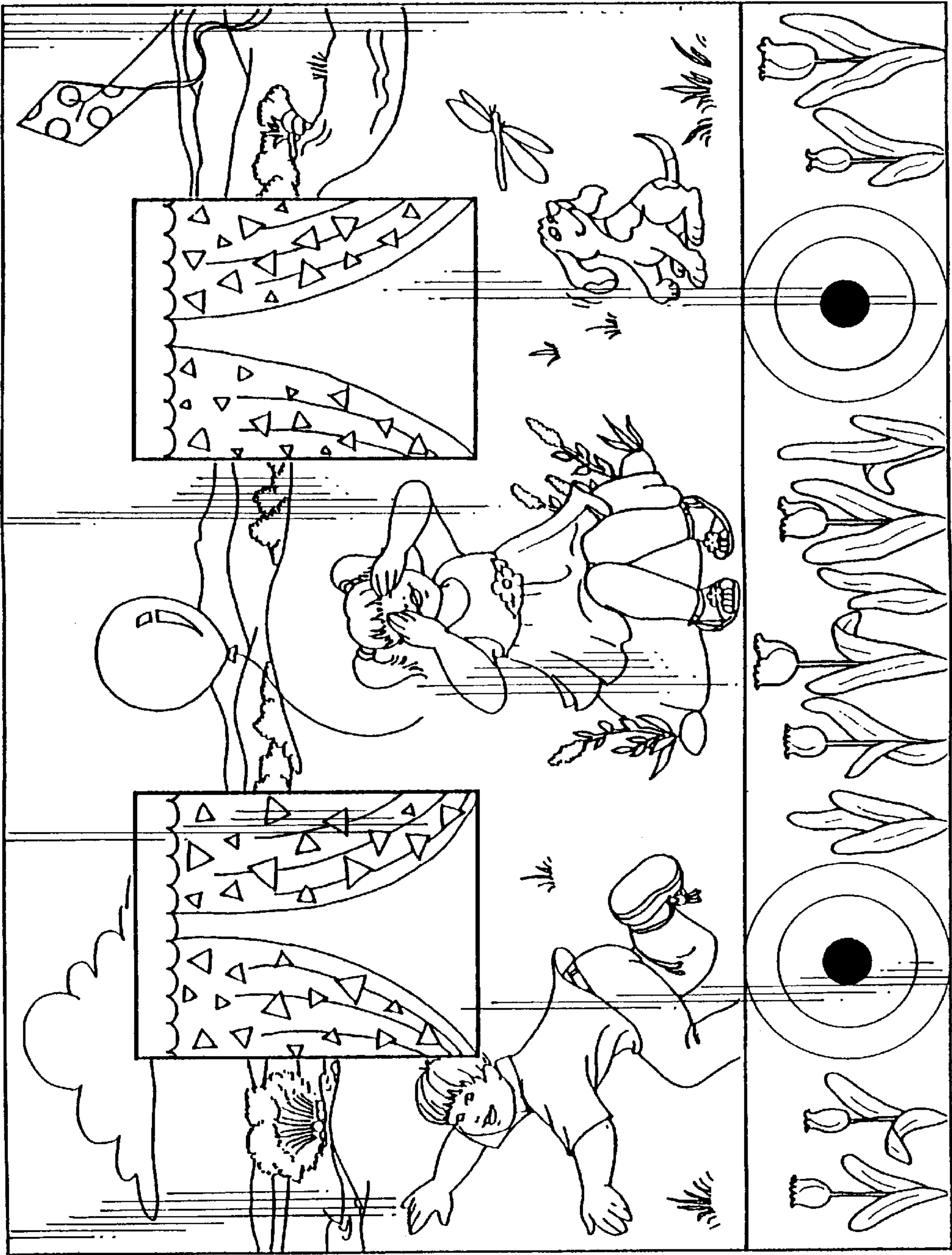


FIG. 1




FIG. 2




FIG. 3

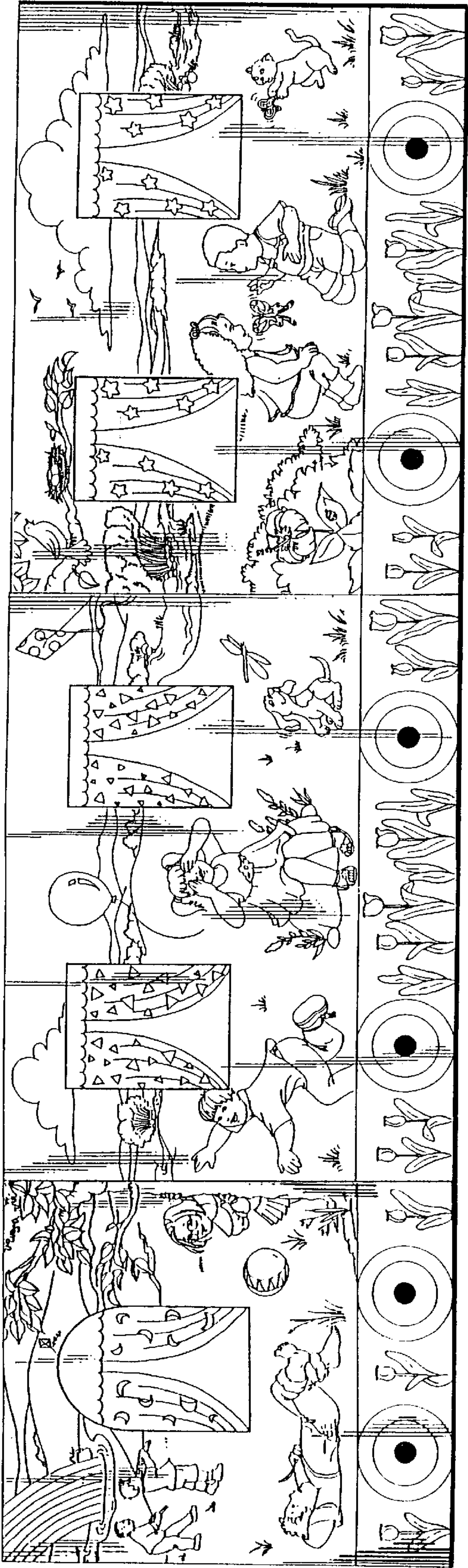


FIG. 4