



US00D409660S

United States Patent [19]
Izushima

[11] **Patent Number: Des. 409,660**
[45] **Date of Patent: ** May 11, 1999**

[54] **CAP FOR A WRITING INSTRUMENT**

[75] Inventor: **Hikomichi Izushima**, Kawagoe, Japan

[73] Assignee: **Kotobuki & Co., Ltd.**, Kyoto, Japan

[**] Term: **14 Years**

[21] Appl. No.: **29/093,224**

[22] Filed: **Sep. 4, 1998**

[30] **Foreign Application Priority Data**

Jun. 8, 1998 [JP] Japan 10-16358

[51] **LOC (6) Cl.** **19-06**

[52] **U.S. Cl.** **D19/57; D19/51; D19/56**

[58] **Field of Search** D19/35, 36, 41-51,
D19/53-58, 81-85; 401/99, 102, 209, 202,
243, 244, 245, 246, 247; 24/11 PP, 11 CC,
11 CT, 11 HC, 11 P, 11 R

[56] **References Cited**

U.S. PATENT DOCUMENTS

D. 160,101 8/1950 Gomez D19/51

D. 174,486 4/1955 Beckstrom D19/57
D. 389,864 1/1998 Jones et al. D19/57 X
D. 392,316 3/1998 Verhaeue D19/49
2,694,843 11/1954 Marshall 24/11 P
2,862,474 12/1958 Kontter 24/11 P X

Primary Examiner—Martie K. Holtje
Attorney, Agent, or Firm—McGinn & Gibb, P.C.

[57] **CLAIM**

The ornamental design for a cap for a writing instrument, as shown and described.

DESCRIPTION

FIG. 1 is a front elevational view of a cap for a writing instrument according to the present;
FIG. 2 is a rear elevational view of FIG. 1;
FIG. 3 is a right side elevational view of FIG. 1;
FIG. 4 is a top plan view of FIG. 1;
FIG. 5 is a bottom plan view of FIG. 1; and,
FIG. 6 is a front perspective view of FIG. 1.

1 Claim, 2 Drawing Sheets

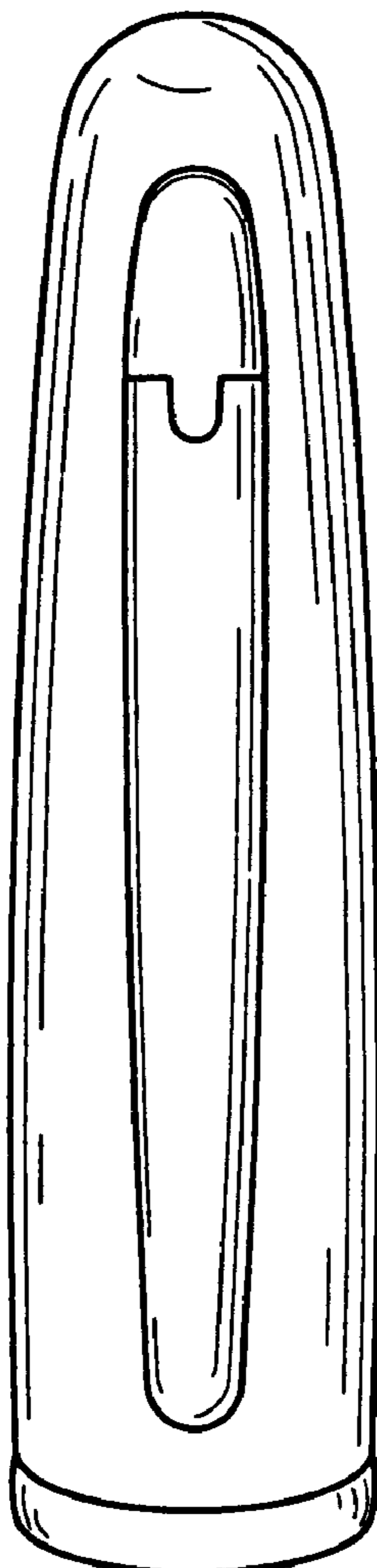


FIG. 4

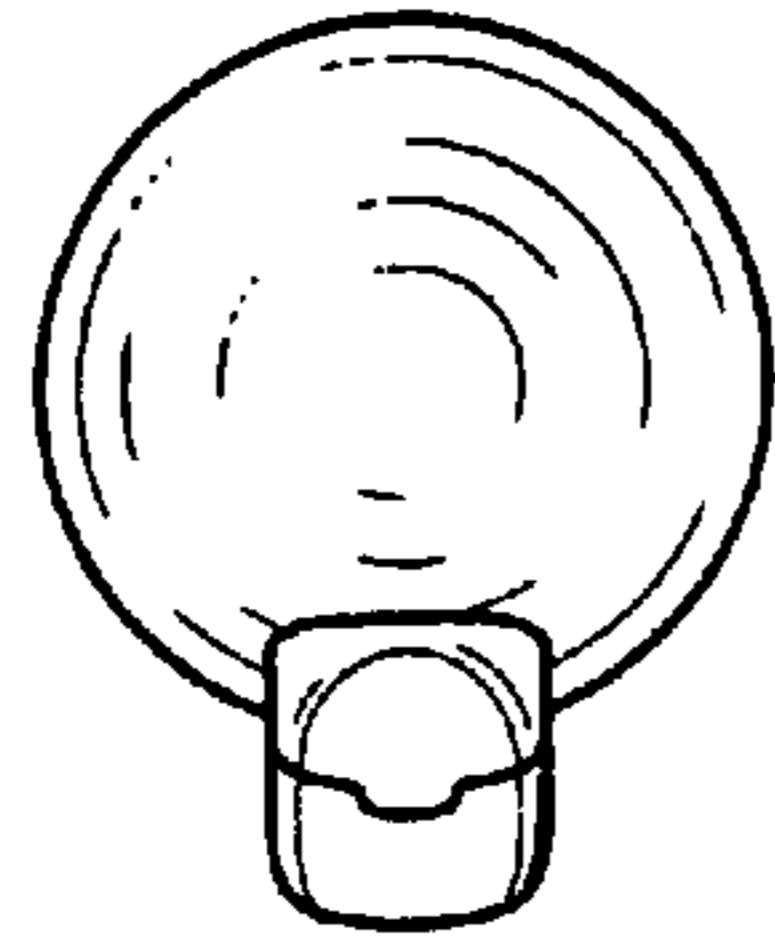


FIG. 5

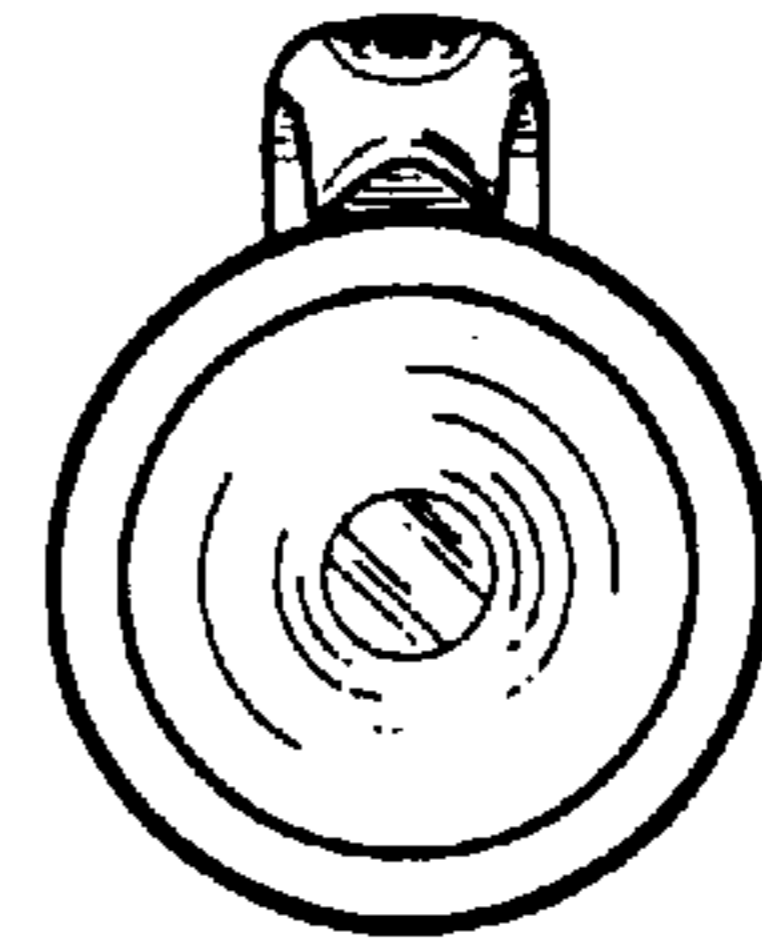


FIG. 3

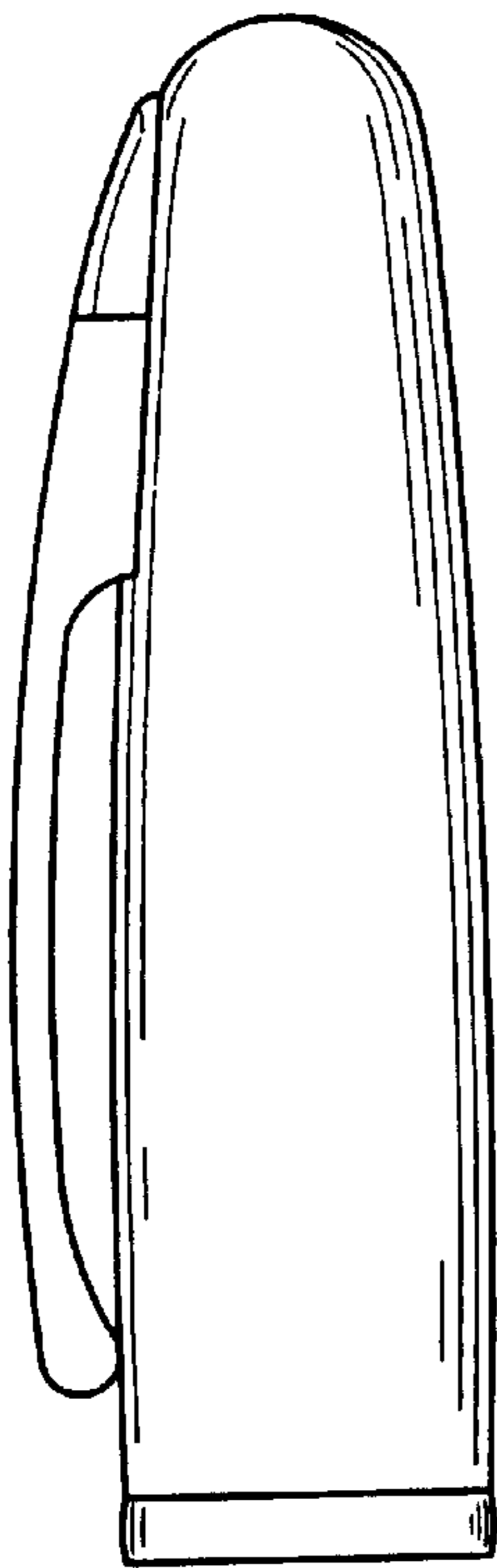


FIG. 1

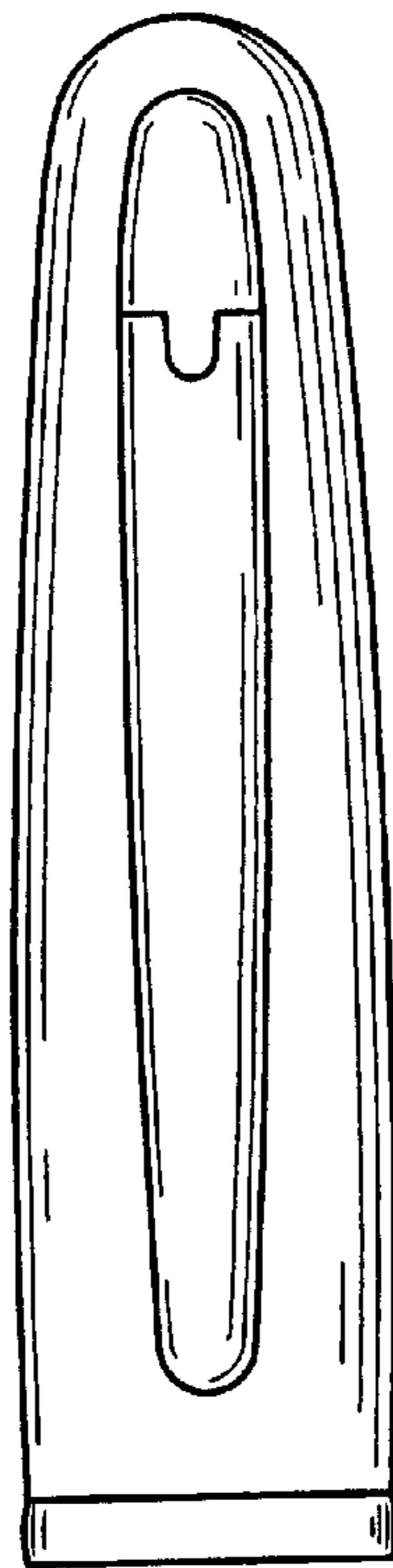


FIG. 2

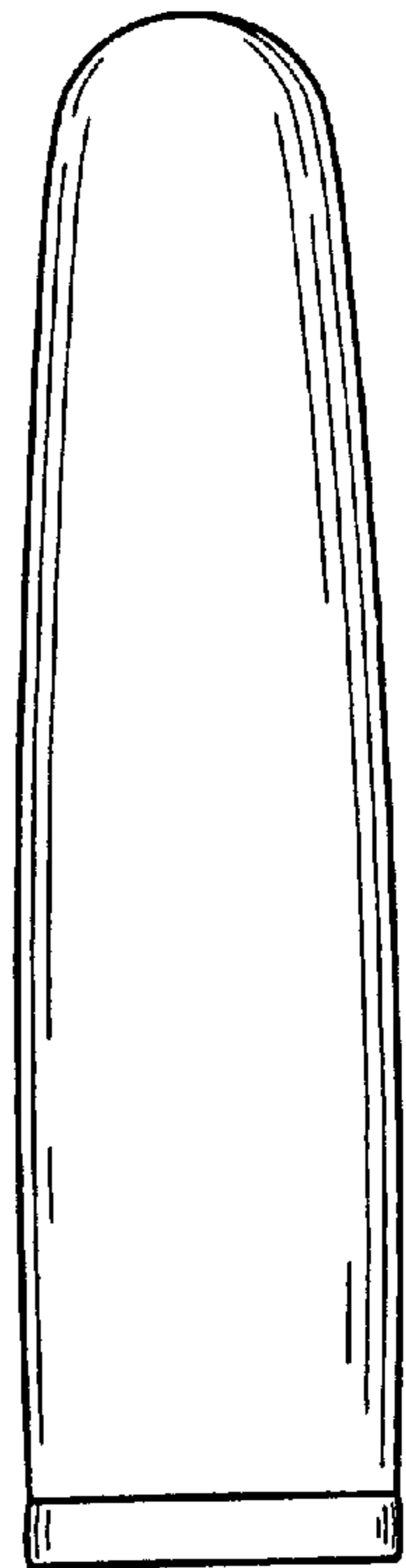


FIG. 6

