



US00D409657S

# United States Patent [19]

Veillon et al.

[11] **Patent Number: Des. 409,657**

[45] **Date of Patent: \*\* May 11, 1999**

[54] **PEN**

[75] Inventors: **Jean Veillon**, Saint Etienne de Montluc;  
**Philippe Kermaal**, Nantes, both of  
France

[73] Assignee: **Waterman S.A.**, Paris, France

[\*\*] Term: **14 Years**

[21] Appl. No.: **29/078,102**

[22] Filed: **Oct. 16, 1997**

[30] **Foreign Application Priority Data**

Apr. 18, 1997 [XH] Hague Agreement ..... DM/040038

[51] **LOC (6) Cl.** ..... **19-06**

[52] **U.S. Cl.** ..... **D19/43; D19/49; D19/50;**  
**D19/56; D19/57**

[58] **Field of Search** ..... **D19/35, 36, 41-51,**  
**D19/53-58, 81-85; 401/221, 222, 223,**  
**243, 244, 245, 246, 247**

[56] **References Cited**

**U.S. PATENT DOCUMENTS**

D. 181,705 12/1957 Bruce et al. .... D19/51

D. 182,162 2/1958 Carreiro ..... D19/51  
D. 339,162 9/1993 Verhaegue ..... D19/43 X  
D. 343,418 1/1994 Dugelay ..... D19/48 X  
D. 392,316 3/1998 Verhague ..... D19/49

*Primary Examiner*—Martie K. Holtje  
*Attorney, Agent, or Firm*—Chester Cekala

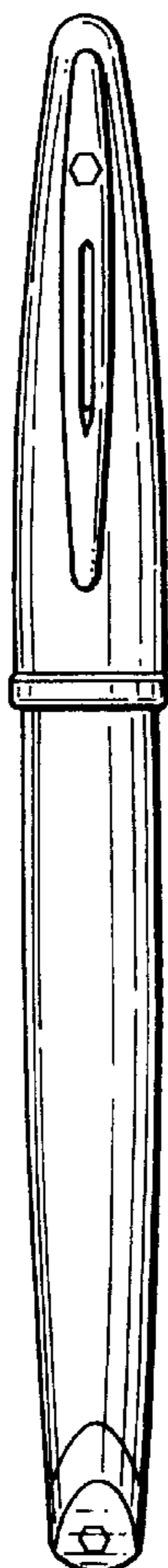
[57] **CLAIM**

The ornamental design for a pen, as shown and described.

**DESCRIPTION**


FIG. 1 is a rear elevational view of a pen showing our new design;  
FIG. 2 is a right side elevational view;  
FIG. 3 is a front elevational view;  
FIG. 4 is a left side elevational view;  
FIG. 5 is a front view of the pen without cap;  
FIG. 6 is a right side view of the pen without cap;  
FIG. 7 is a bottom plan view; and,  
FIG. 8 is a top plan view thereof.

**1 Claim, 1 Drawing Sheet**






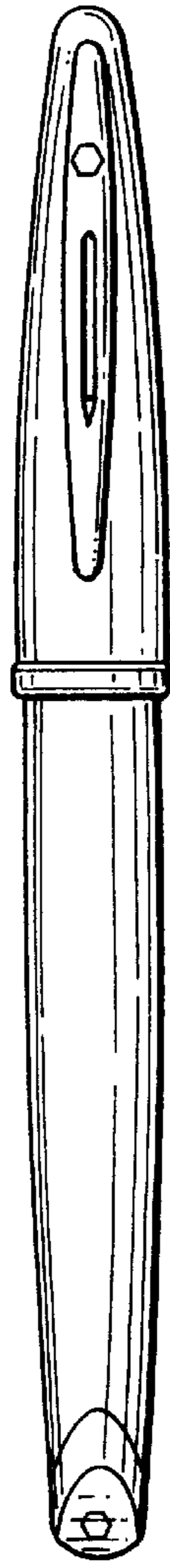
**FIG. 8**




**FIG. 1**



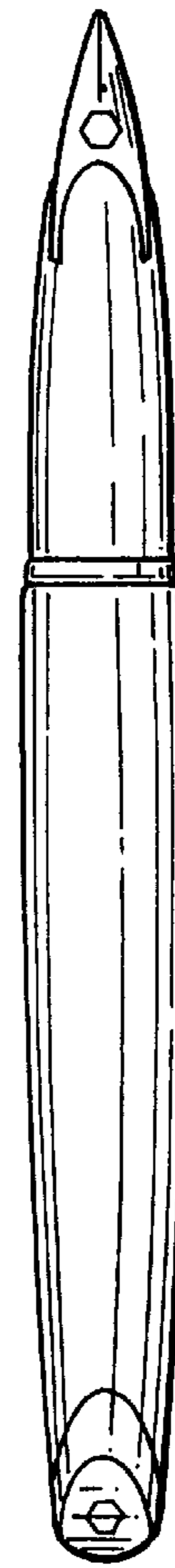
**FIG. 2**




**FIG. 3**



**FIG. 4**



**FIG. 5**



**FIG. 6**



**FIG. 7**