



US00D409655S

# United States Patent [19] Broyles

[11] Patent Number: Des. 409,655

[45] Date of Patent: \*\* May 11, 1999

[54] **DISPOSABLE ARTIST PALETTE**

[75] Inventor: **James H. Broyles**, Loveland, Ohio

[73] Assignee: **Wingate Packaging, Inc.**, Cincinnati, Ohio

[\*\*] Term: **14 Years**

[21] Appl. No.: **29/088,509**

[22] Filed: **May 26, 1998**

[51] **LOC (6) Cl.** ..... **19-06**

[52] **U.S. Cl.** ..... **D19/35; D19/52**

[58] **Field of Search** ..... D19/35, 36, 52, D19/65, 86, 92, 99, 100; 206/1.7, 1.8, 1.9; 248/441.1; 434/84, 81, 85, 98; 108/43

4,200,057 4/1980 Agar .  
 4,653,645 3/1987 Thomas .  
 4,858,955 8/1989 Holt ..... 434/84 X  
 5,004,147 4/1991 Bienaime .  
 5,012,764 5/1991 Fick et al. .  
 5,133,295 7/1992 Lippincott .  
 5,152,398 10/1992 Forestal et al. .  
 5,184,750 2/1993 Moller .  
 5,361,932 11/1994 Friedrich .  
 5,425,455 6/1995 Miller et al. .  
 5,484,637 1/1996 Paragon et al. .... 206/1.7 X  
 5,551,593 9/1996 Wiens .  
 5,607,077 3/1997 Torkelson .  
 5,634,568 6/1997 Wawrzyniak .

[56] **References Cited**

**U.S. PATENT DOCUMENTS**

D. 037,976 5/1906 Rhoads ..... D19/35 X  
 289,700 12/1883 Parker ..... 248/441.1  
 D. 340,742 10/1993 Alfa ..... D19/36  
 2,656,633 10/1953 Bergen ..... 108/43  
 3,036,554 5/1962 Johnson .  
 3,428,167 2/1969 Sheng ..... 206/1.7  
 3,519,190 7/1970 Achermann et al. .  
 3,758,065 9/1973 Ranseen .  
 3,779,369 12/1973 Lang ..... 206/1.8  
 3,856,136 12/1974 Governale .  
 3,945,490 3/1976 Thompson ..... 206/1.7

*Primary Examiner*—Martie K. Holtje  
*Attorney, Agent, or Firm*—Wood, Herron & Evans, L.L.P.

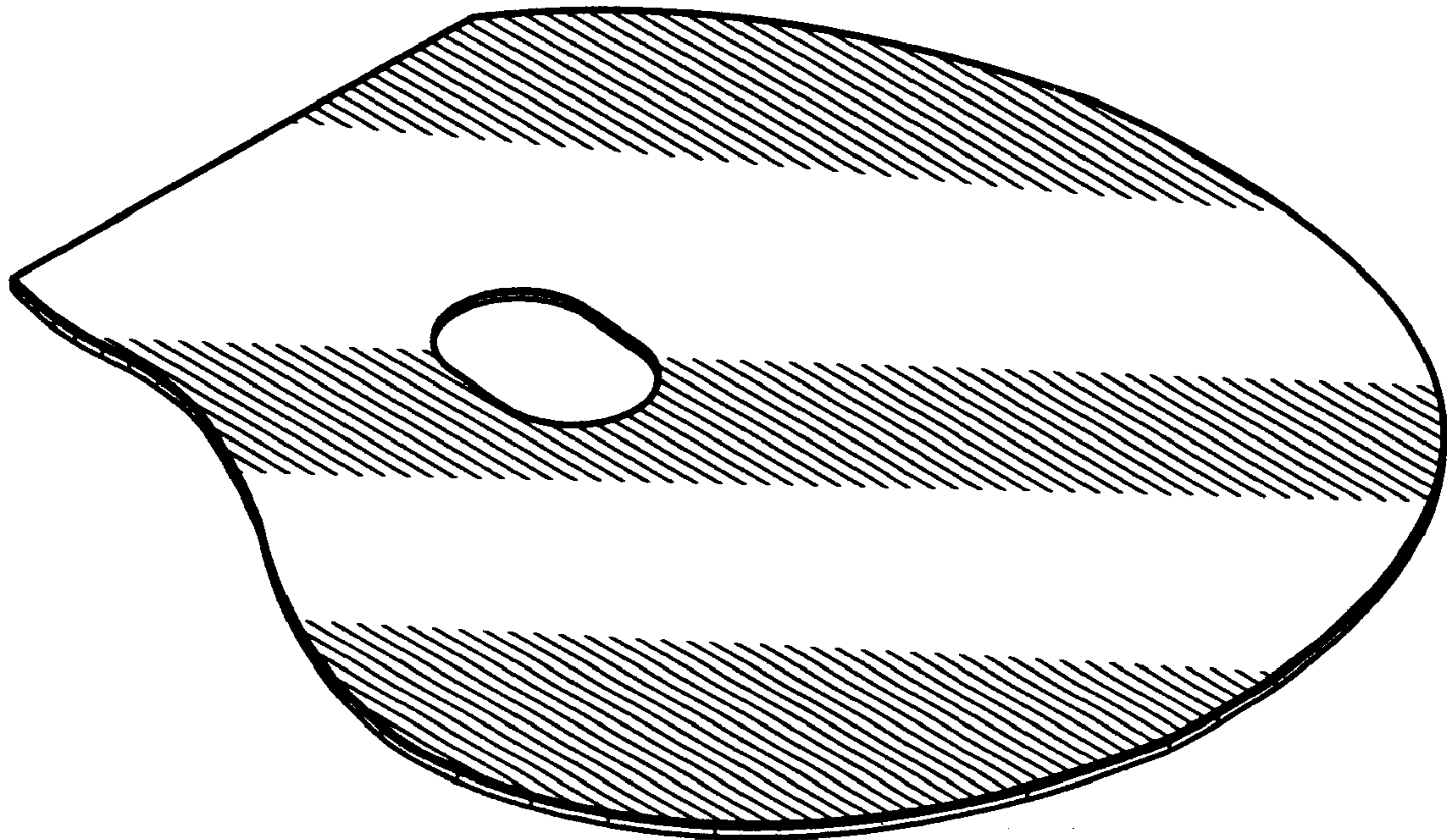
### [57] CLAIM

The ornamental design for a disposable artist palette, as shown and described.

### DESCRIPTION

FIG. 1 is a perspective view of a disposable artist palette showing my design;  
 FIG. 2 is a top view thereof;  
 FIG. 3 is a left side elevational view thereof;  
 FIG. 4 is a right side elevational view thereof;  
 FIG. 5 is a front elevational view thereof;  
 FIG. 6 is a rear elevational view thereof; and,  
 FIG. 7 is a bottom view thereof.

**1 Claim, 2 Drawing Sheets**



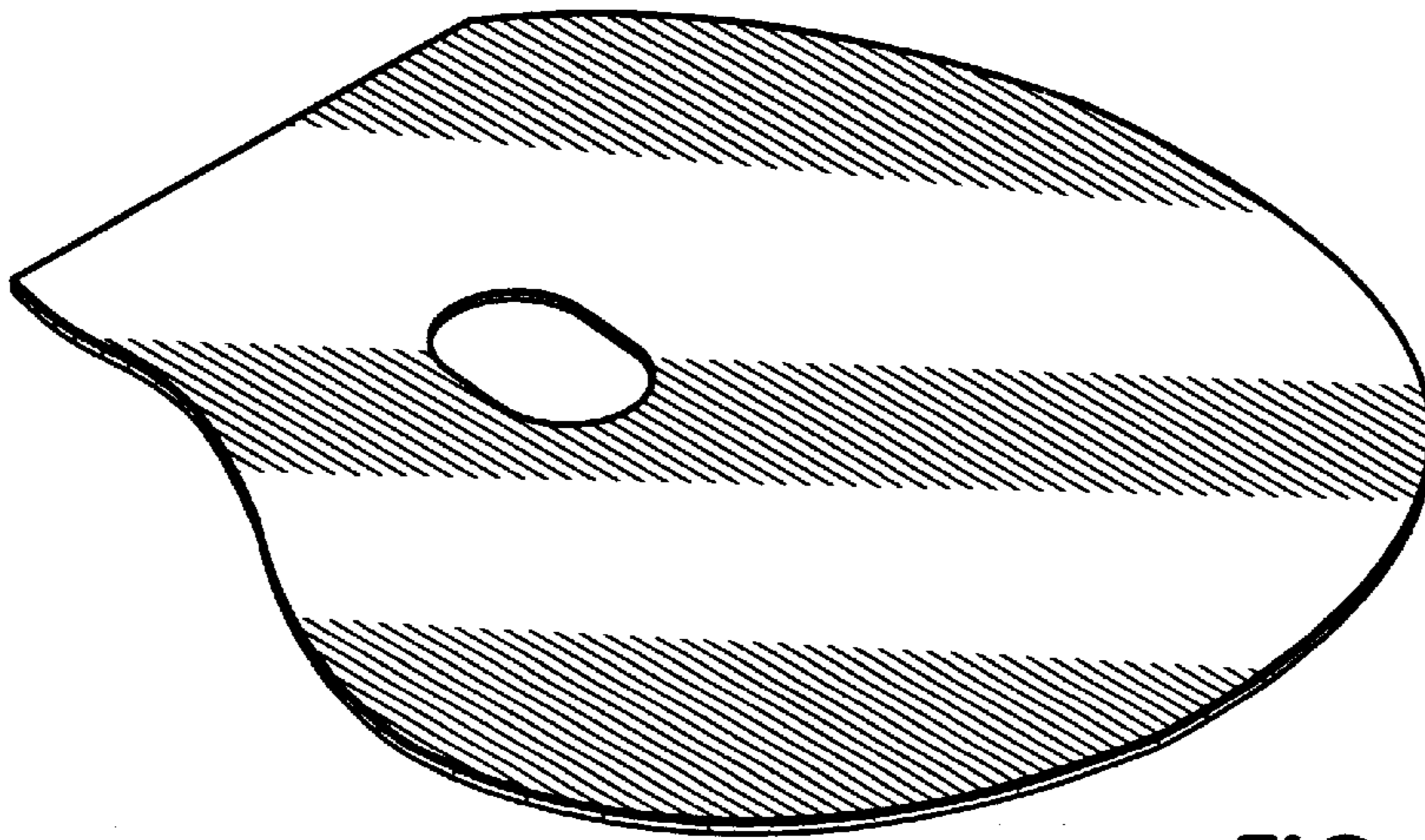


FIG. 1

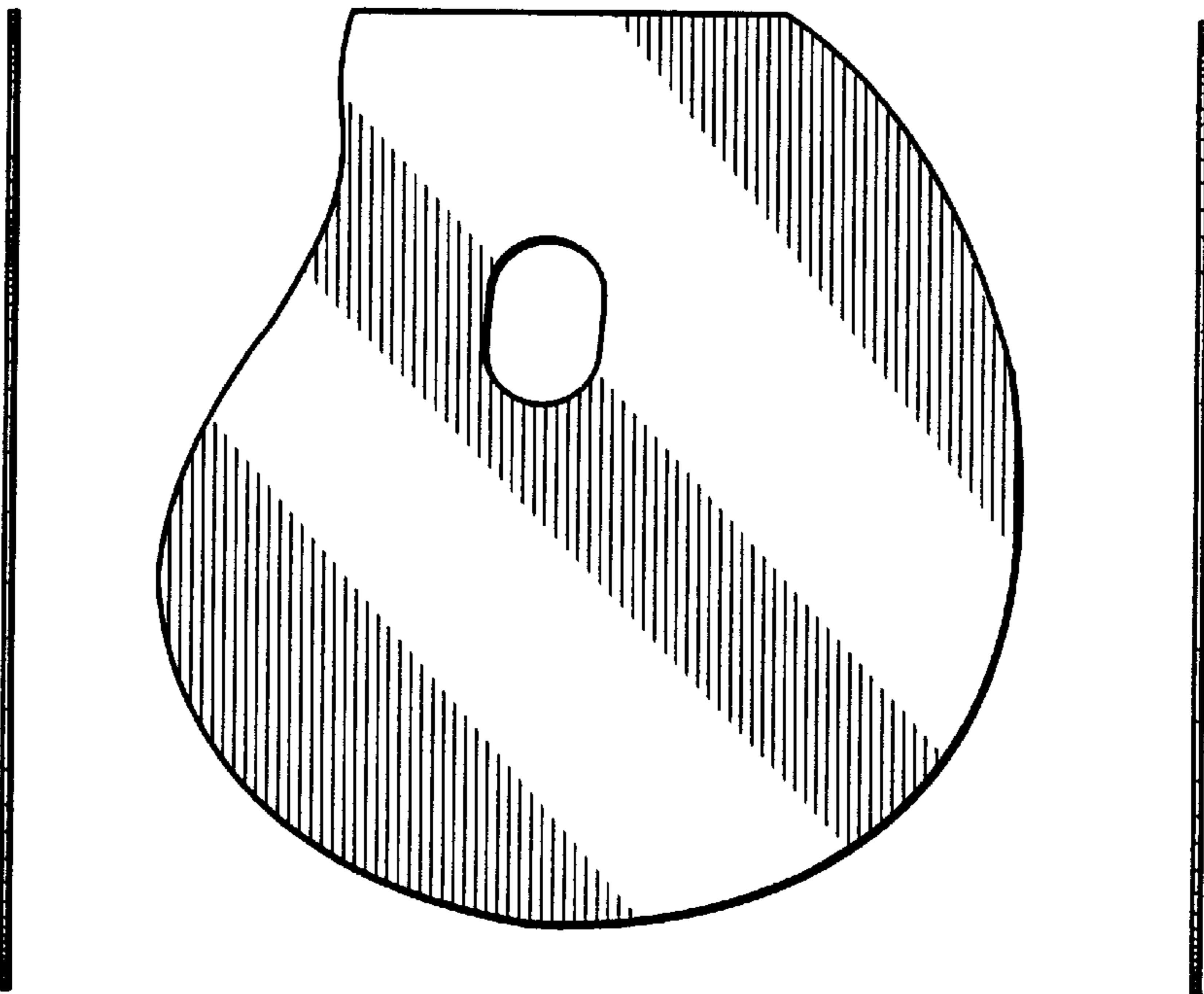


FIG. 3

FIG. 2

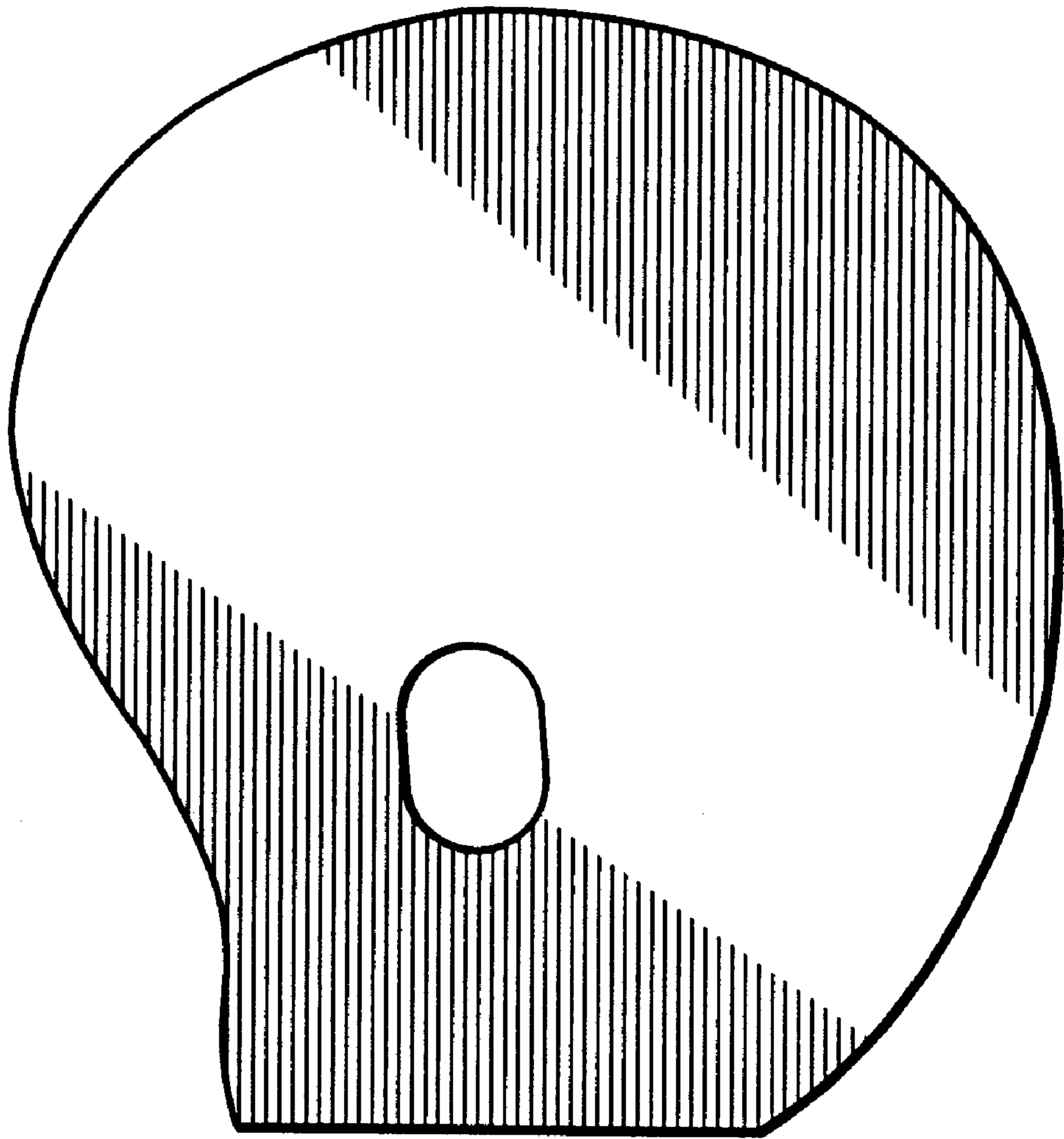
FIG. 4



FIG. 5



FIG. 6



**FIG. 7**