

US00D409654S

United States Patent [19] Harris

[11] **Patent Number: Des. 409,654**

[45] **Date of Patent: ** May 11, 1999**

[54] **ERASEABLE AND REUSABLE NOTEBOOK**

[76] **Inventor: Napoleon I. Harris, P.O. Box 675705, Marietta, Ga. 30080**

[**] **Term: 14 Years**

[21] **Appl. No.: 29/091,107**

[22] **Filed: Jul. 23, 1998**

[51] **LOC (6) Cl. 19-04**

[52] **U.S. Cl. D19/27; D19/78; D19/86**

[58] **Field of Search D19/26, 27, 28, D19/29, 32, 33, 78, 86, 99, 100; 281/3.1, 15.1, 21.1, 22, 27.1, 27.2, 27.3, 28, 29, 30, 31, 32, 39, 44, 45, 51; 402/79, 80 R, 4**

[56] **References Cited**

U.S. PATENT DOCUMENTS

D. 391,988	3/1998	Gayda	D19/29
2,318,192	5/1943	Boelema, Jr.	281/31
4,306,737	12/1981	Errichiello	281/32
4,838,724	6/1989	Spence, Jr.	402/79
4,907,905	3/1990	Fournier	402/80 R

4,915,522	4/1990	Greathouse	281/15.1 X
5,294,208	3/1994	Tremmel, Jr. et al.	281/31 X
5,407,232	4/1995	Des Jarlais	281/27.1
5,498,089	3/1996	Motyka	402/4

Primary Examiner—Martie K. Holtje


[57] **CLAIM**

The ornamental design for an erasable and reusable notebook, as shown and described.

DESCRIPTION

FIG. 1 is a front elevational view of the erasable and reusable notebook showing my new design;
 FIG. 2 is a rear elevational view thereof;
 FIG. 3 is a left side elevational view thereof;
 FIG. 4 is a right side elevational view thereof;
 FIG. 5 is a top plan view thereof;
 FIG. 6 is a bottom plan view thereof;
 FIG. 7 is a cross sectional view taken along line 7—7 of FIG. 5; and,
 FIG. 8 is a cross sectional view taken along line 8—8 of FIG. 5.

1 Claim, 3 Drawing Sheets






Fig. 1




Fig. 2

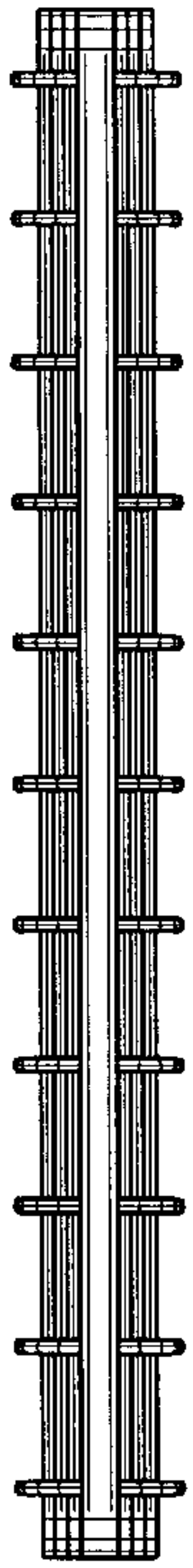


Fig. 3

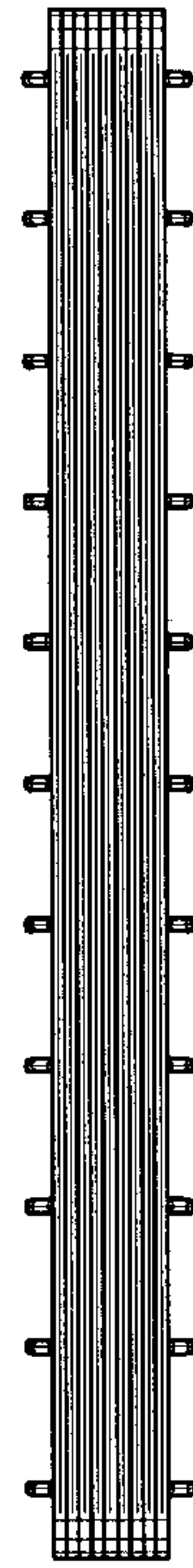


Fig. 4

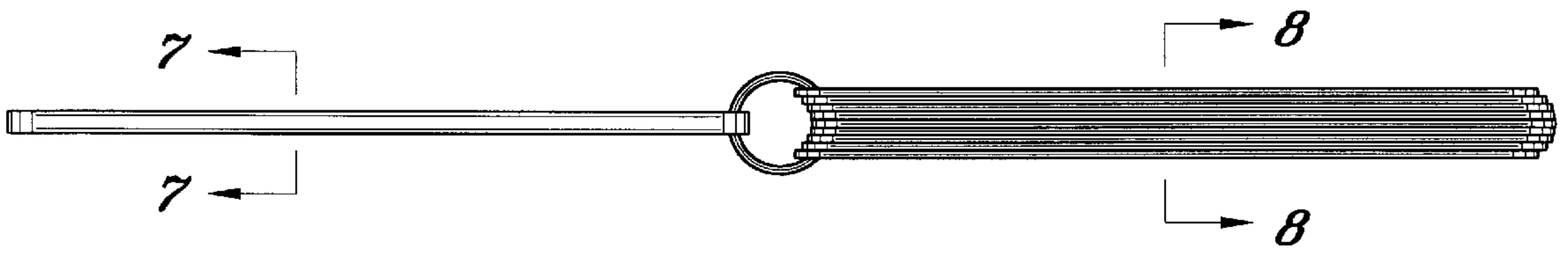


Fig. 5

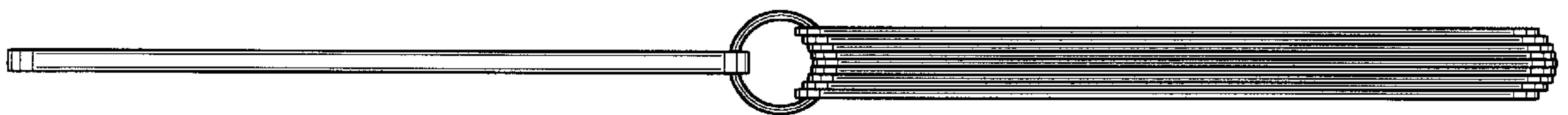


Fig. 6



Fig. 7




Fig. 8