



US00D409651S

United States Patent [19] Rellinger

[11] Patent Number: **Des. 409,651**

[45] Date of Patent: **** May 11, 1999**

[54] **PAPER CUTTER**

[75] Inventor: **Michael Rellinger**, Chicago, Ill.

[73] Assignee: **Quartet Manufacturing Company**, Skokie, Ill.

[**] Term: **14 Years**

[21] Appl. No.: **29/092,581**

[22] Filed: **Aug. 24, 1998**

[51] **LOC (6) Cl.** **18-04**

[52] **U.S. Cl.** **D18/34**

[58] **Field of Search** D18/34, 99; D19/72;
D15/127, 129, 141; 83/585, 607, 468, 485,
583, 614, 636, 663

[56] **References Cited**

U.S. PATENT DOCUMENTS

D. 228,825	10/1973	Pottern	D18/34
D. 319,255	8/1991	Beno et al.	D18/34
D. 321,715	11/1991	Beno et al.	D18/34
639,231	12/1899	Hale	83/585
2,185,985	1/1940	Lund	83/468
2,256,606	9/1941	Blanc	83/468
3,089,373	5/1963	Fischer et al.	83/468
3,792,636	2/1974	Pottern	83/468

OTHER PUBLICATIONS

Miller's Office Products Catalog, p. 957, items A & C, Trimming Boards, Dec. 1977.

Miller's Office Products Catalog, p. 958, items A—C, Trimming Boards, Dec. 1977.

Primary Examiner—Louis S. Zarfes

Assistant Examiner—Greg Andoll

Attorney, Agent, or Firm—Martin Faier; Faier & Faier P.C.

[57] **CLAIM**

The ornamental design for a paper cutter, as shown.

DESCRIPTION

FIG. 1 is a top view of the paper cutter embodying the invention.

FIG. 2 is a right side view of the paper cutter embodying the invention.

FIG. 3 is a left side elevational view of the paper cutter embodying the invention.

FIG. 4 is a bottom view of the paper cutter embodying the invention.

FIG. 5 is an front end elevational view of the paper cutter embodying the invention; and,

FIG. 6 is a rear end elevational view of the paper cutter embodying the invention.

1 Claim, 2 Drawing Sheets

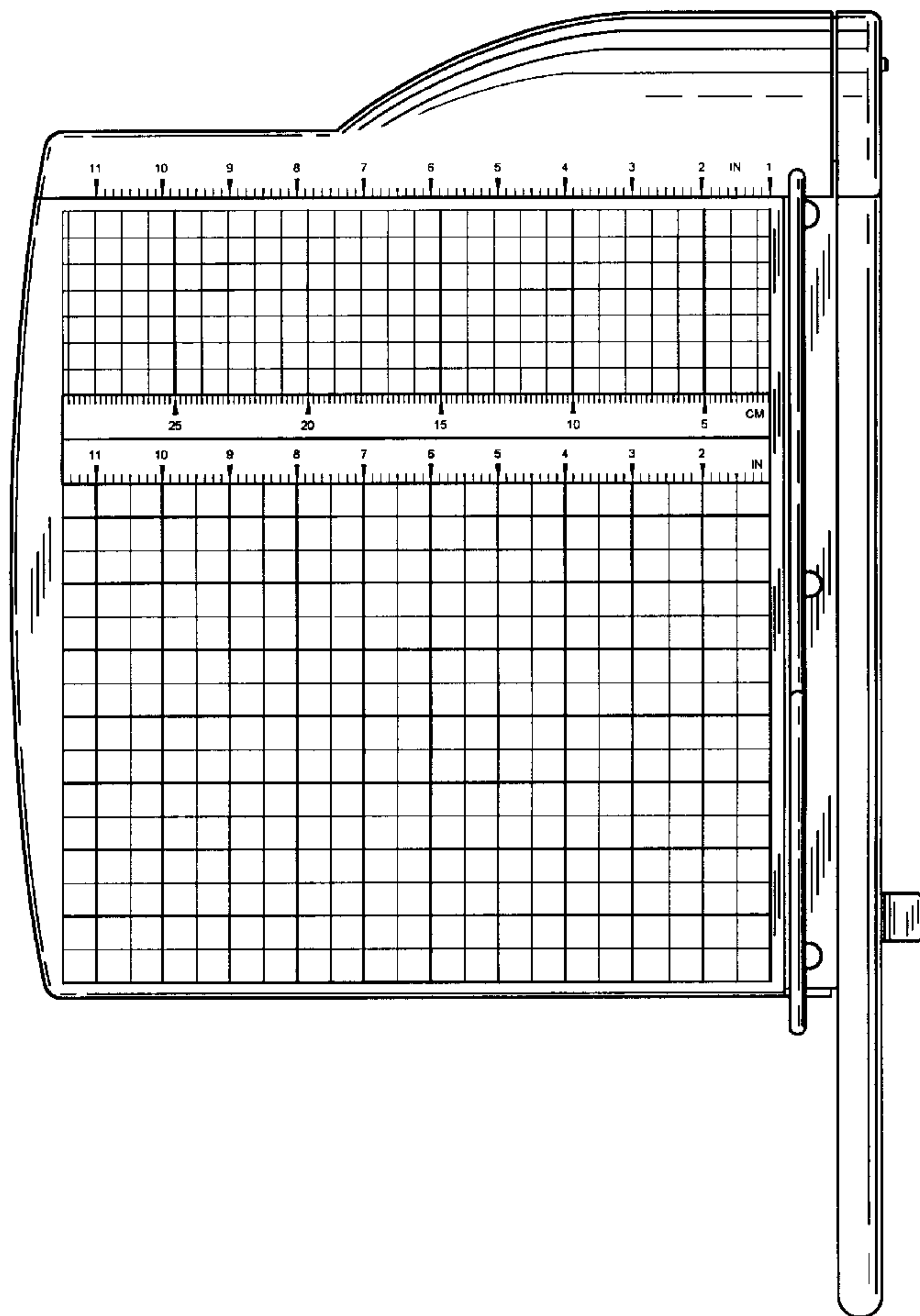


FIG. 1

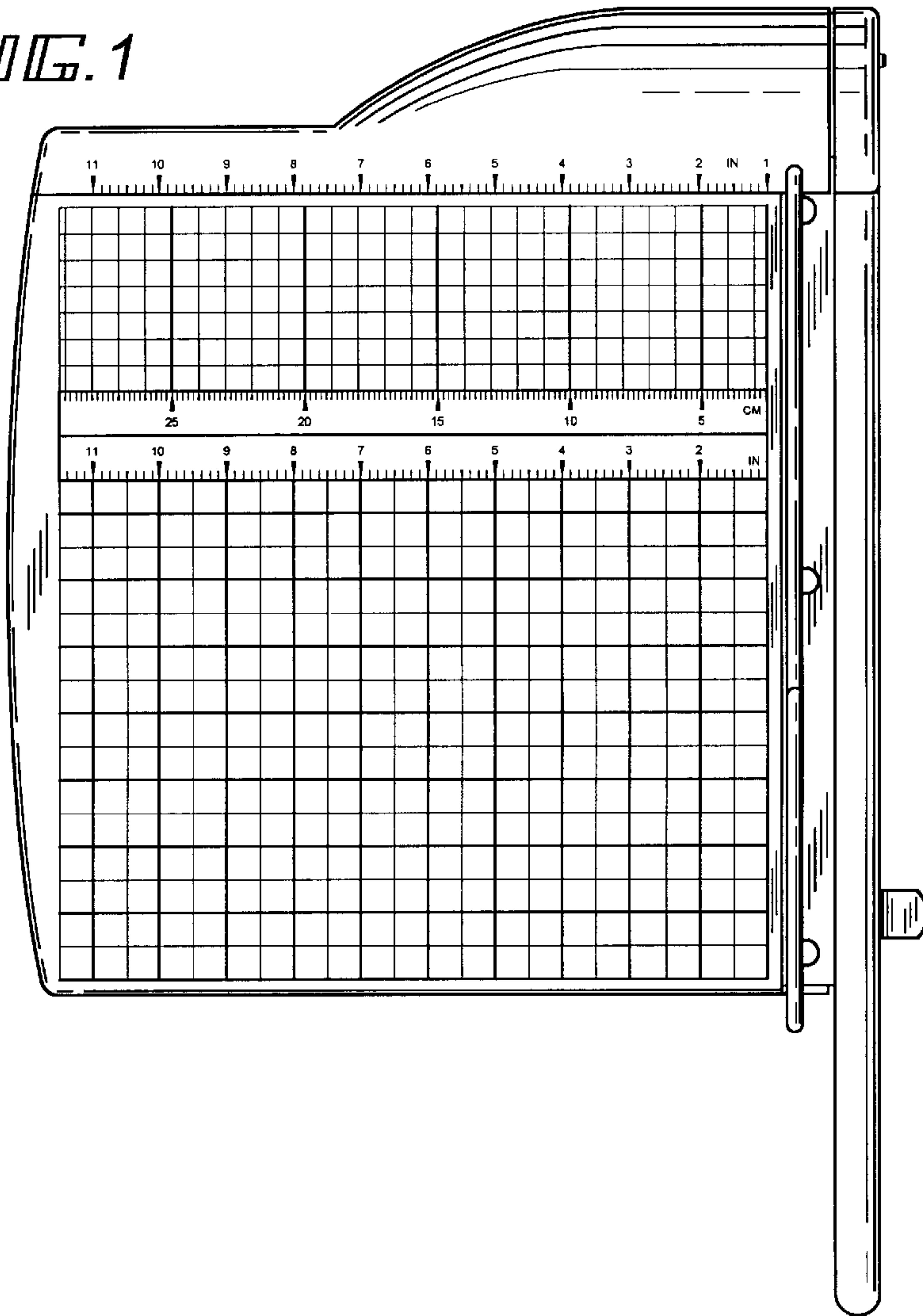


FIG. 2

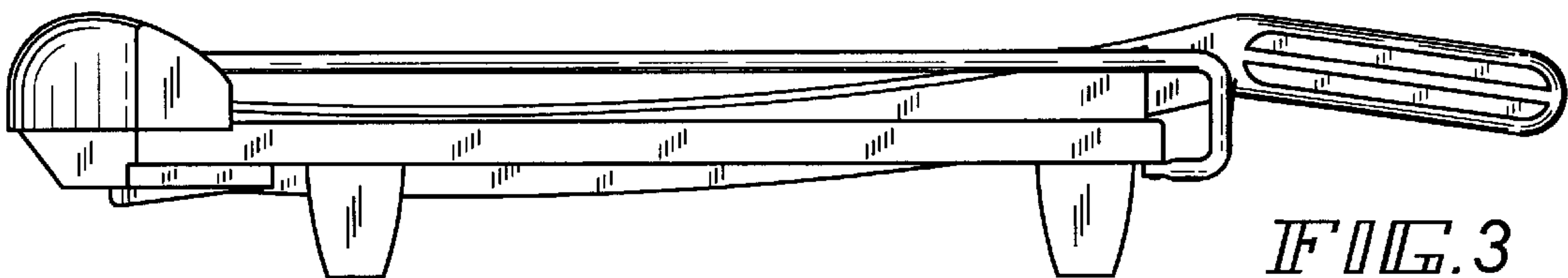
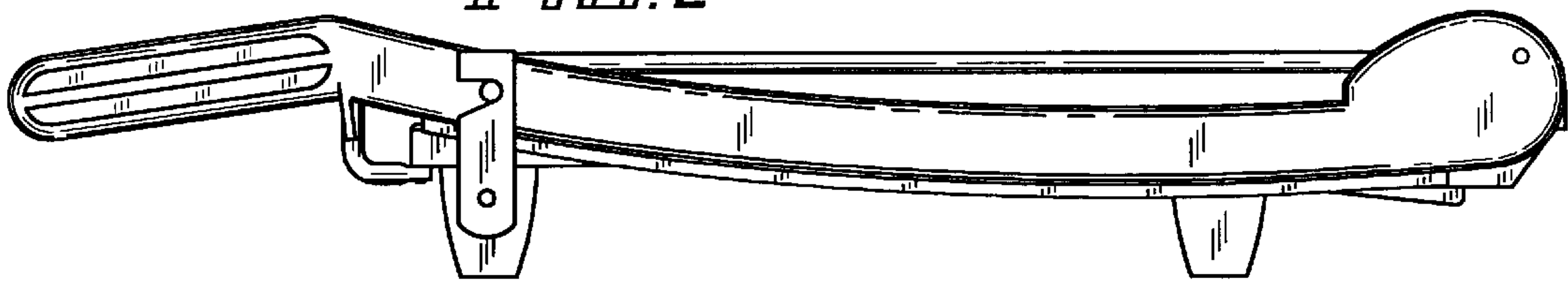


FIG. 3

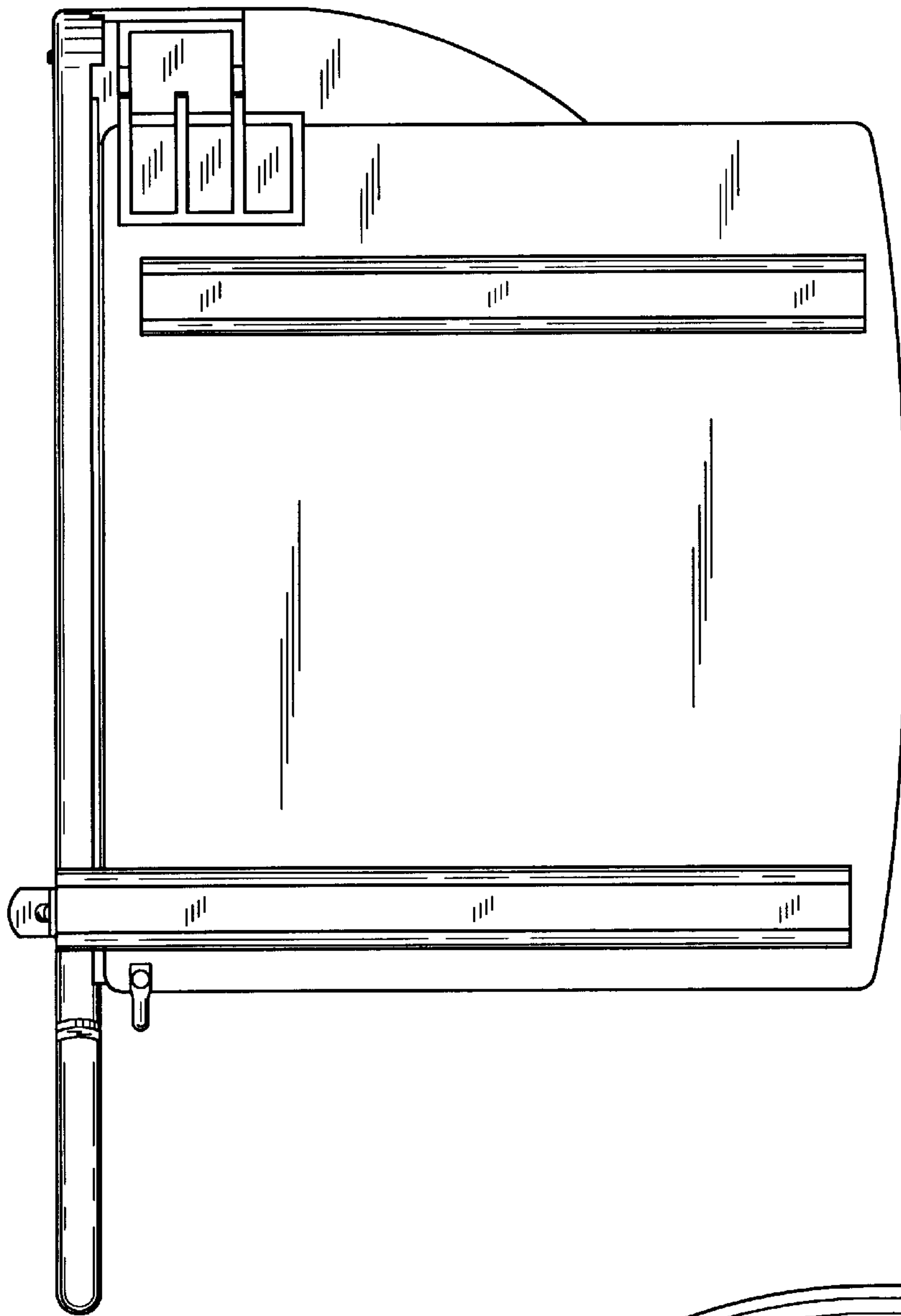


FIG. 4

FIG. 5

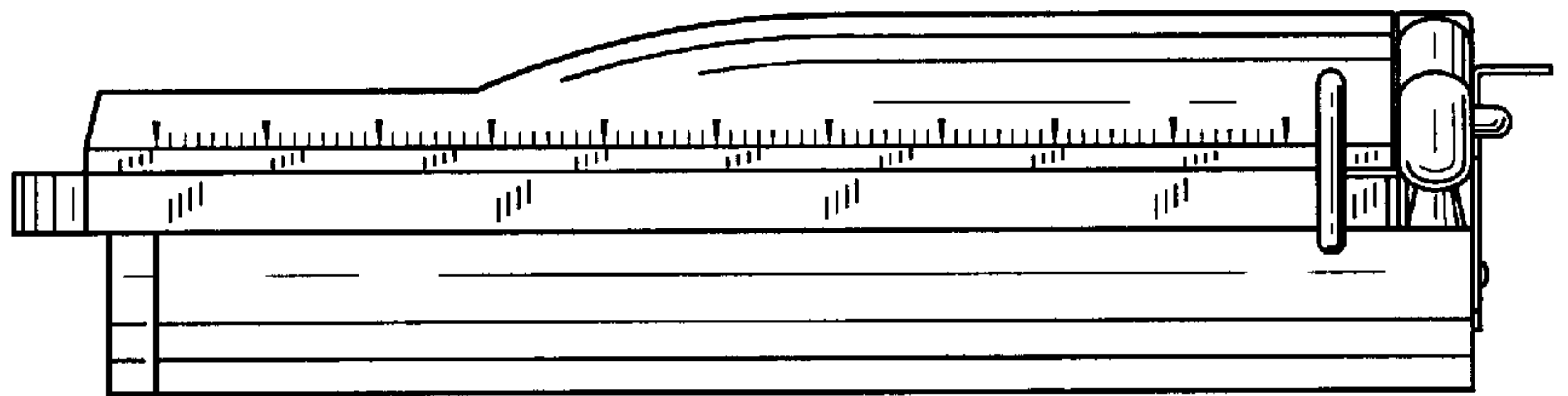


FIG. 6

