



US00D409628S

# United States Patent [19]

Shimamura et al.

[11] Patent Number: **Des. 409,628**

[45] Date of Patent: **\*\* May 11, 1999**

[54] **LAWN MOWER BODY**

[75] Inventors: **Takumi Shimamura; Hiroshi Sakurai,**  
both of Tokyo, Japan

[73] Assignees: **Kabushiki Kaisha Tug International;**  
**Kabushiki Kaisha Tsuchiya Kikai**  
**Seisakusho,** both of Tokyo, Japan

[\*\*] Term: **14 Years**

[21] Appl. No.: **29/063,959**

[22] Filed: **Dec. 19, 1996**

[30] **Foreign Application Priority Data**

Jun. 27, 1996 [JP] Japan ..... 8-18871

[51] **LOC (6) Cl.** ..... **15-03**

[52] **U.S. Cl.** ..... **D15/15**

[58] **Field of Search** ..... D15/10, 14, 15,  
D15/22, 26, 28; 56/10.2, 15.8, 202, 320.1,  
320.2

[56] **References Cited**

**U.S. PATENT DOCUMENTS**

D. 249,267 9/1978 Brackin et al. .... D15/15

D. 363,495 10/1995 Good et al. .... D15/15

D. 380,761 7/1997 Saylor ..... D15/15

4,777,786 10/1988 Arnold ..... 56/202

4,899,525 2/1990 Takei et al. .... 56/202

5,347,799 9/1994 Hosaka et al. .... 56/15.8

5,497,604 3/1996 Lonn ..... 56/10.2 H

*Primary Examiner*—Sandra L. Morris  
*Attorney, Agent, or Firm*—Ladas & Parry

[57] **CLAIM**

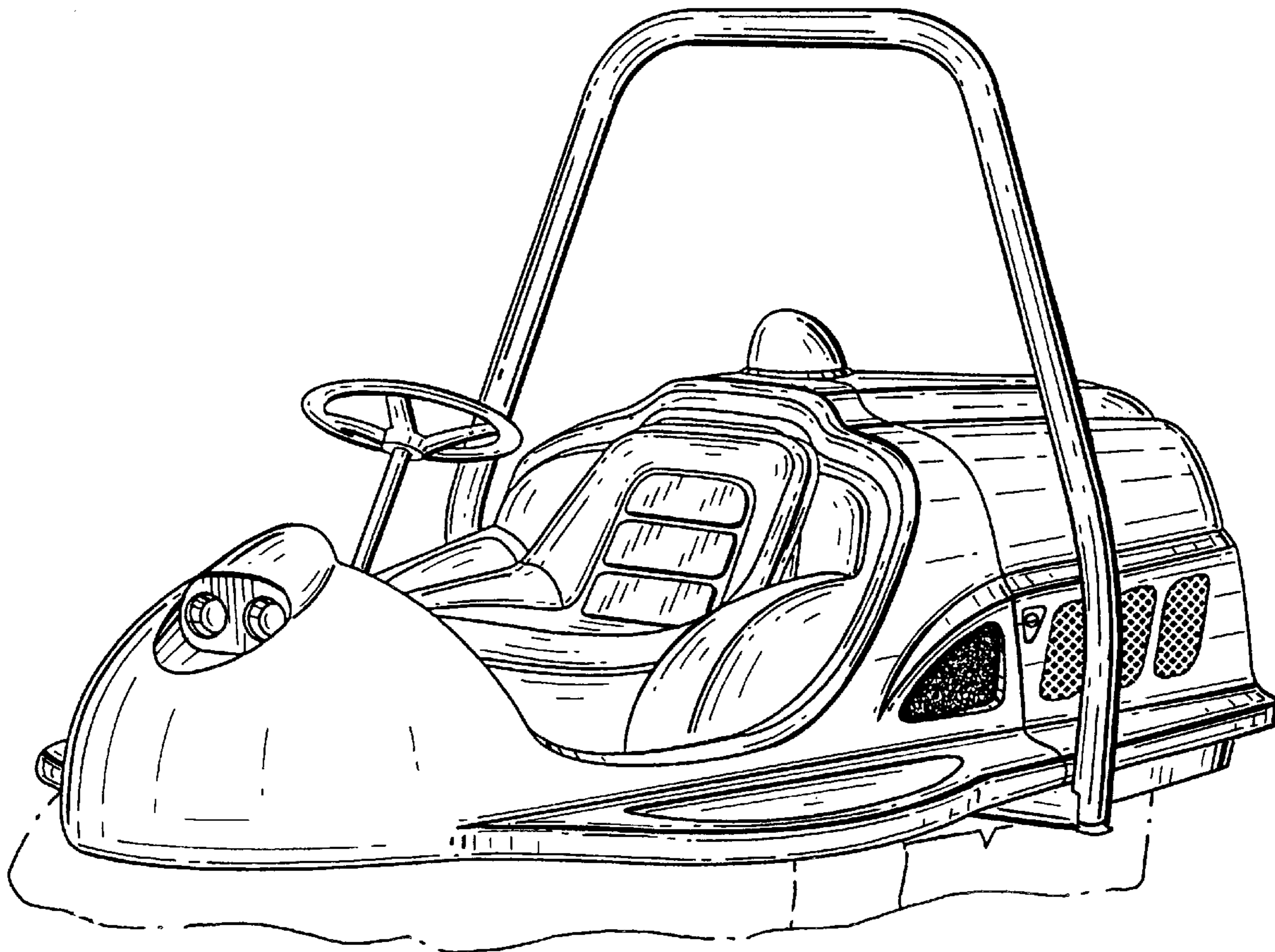
The design for a lawn mower body, as shown and described.

**DESCRIPTION**

FIG. 1 is a top, right side perspective view of a lawn mower body, showing our new design, the left side being a mirror image, the broken lines are for illustrative purposes only, and forms no part of the claimed design; and,

FIG. 2 is a rear perspective view thereof.

**1 Claim, 2 Drawing Sheets**



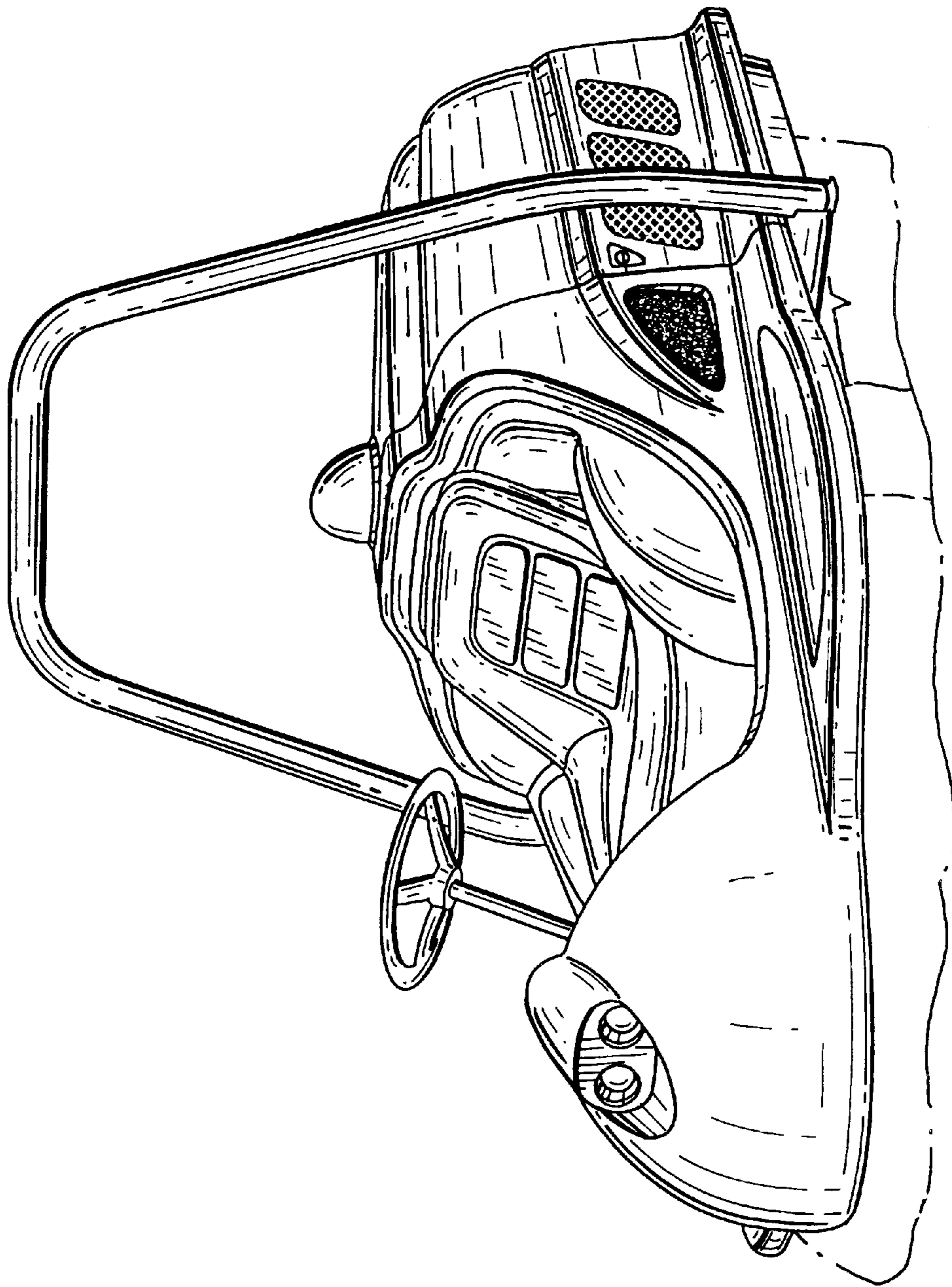


FIG. 1

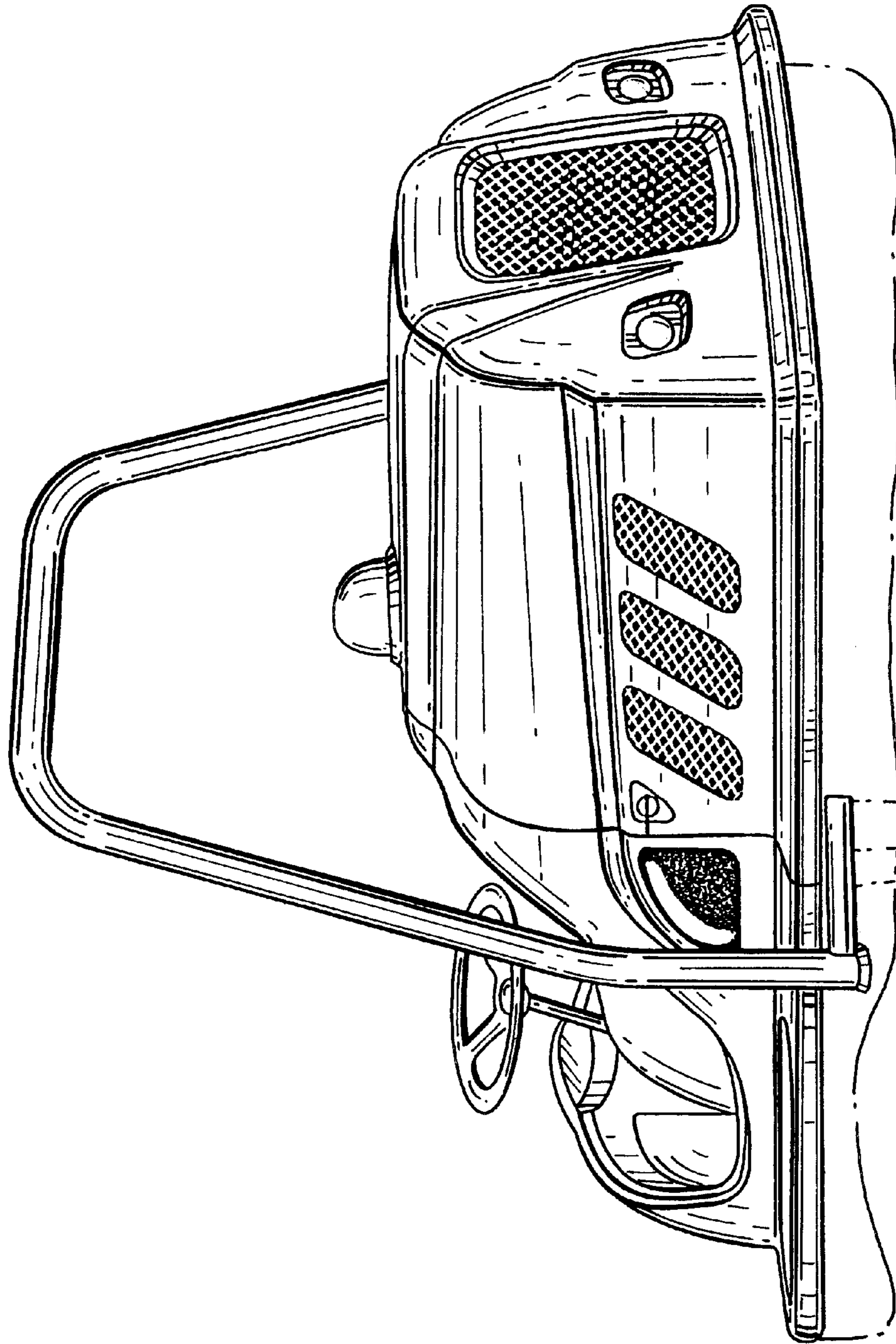


FIG. 2