

US00D409604S

United States Patent [19] Hong

[11] **Patent Number: Des. 409,604**

[45] **Date of Patent: ** May 11, 1999**

[54] **COMBINATION TELEPHONE AND INFORMATION COMMUNICATION APPARATUS**

[75] Inventor: **Hyun Soo Hong**, Memphis, Tenn.

[73] Assignee: **Brother International Corporation**, Bridgewater, N.J.

[**] Term: **14 Years**

[21] Appl. No.: **29/082,556**

[22] Filed: **Jan. 26, 1998**

[51] **LOC (6) Cl. 14-03**

[52] **U.S. Cl. D14/151; D14/130**

[58] **Field of Search D14/140, 142, D14/149-151, 130, 101, 240, 241, 144; 379/419, 420, 428, 440, 434-436**

[56] **References Cited**

U.S. PATENT DOCUMENTS

- D. 294,250 2/1988 Watanabe et al. D14/130
- D. 304,564 11/1989 Kido et al. D14/151
- D. 328,076 7/1992 Hajiwara D14/241
- D. 332,263 1/1993 Taniguchi .
- D. 333,304 2/1993 Taniuchi et al. .
- D. 365,821 1/1996 Bales et al. .
- D. 375,094 10/1996 Toh .
- D. 381,981 8/1997 Johansson D14/151

D. 387,056 12/1997 Yoneyama D14/151

Primary Examiner—Jeffrey Asch
Attorney, Agent, or Firm—Oliff & Berridge, PLC


[57] **CLAIM**

The ornamental design for combination telephone and information communication apparatus, as shown and described.

DESCRIPTION

FIG. 1 is a top view of a combination telephone and information communication apparatus of a first embodiment of my inventive design;
 FIG. 2 is a front view thereof;
 FIG. 3 is a bottom view thereof;
 FIG. 4 is a right side view thereof;
 FIG. 5 is a left side view thereof;
 FIG. 6 is a rear view thereof;
 FIG. 7 is a perspective view thereof;
 FIG. 8 is a top view of a combination telephone and information communication apparatus of a second embodiment of my inventive design;
 FIG. 9 is a front view thereof;
 FIG. 10 is a bottom view thereof;
 FIG. 11 is a right side view thereof;
 FIG. 12 is a left side view thereof;
 FIG. 13 is a rear view thereof; and,
 FIG. 14 is a perspective view thereof.

1 Claim, 8 Drawing Sheets






Figure 1




Figure 2




Figure 3

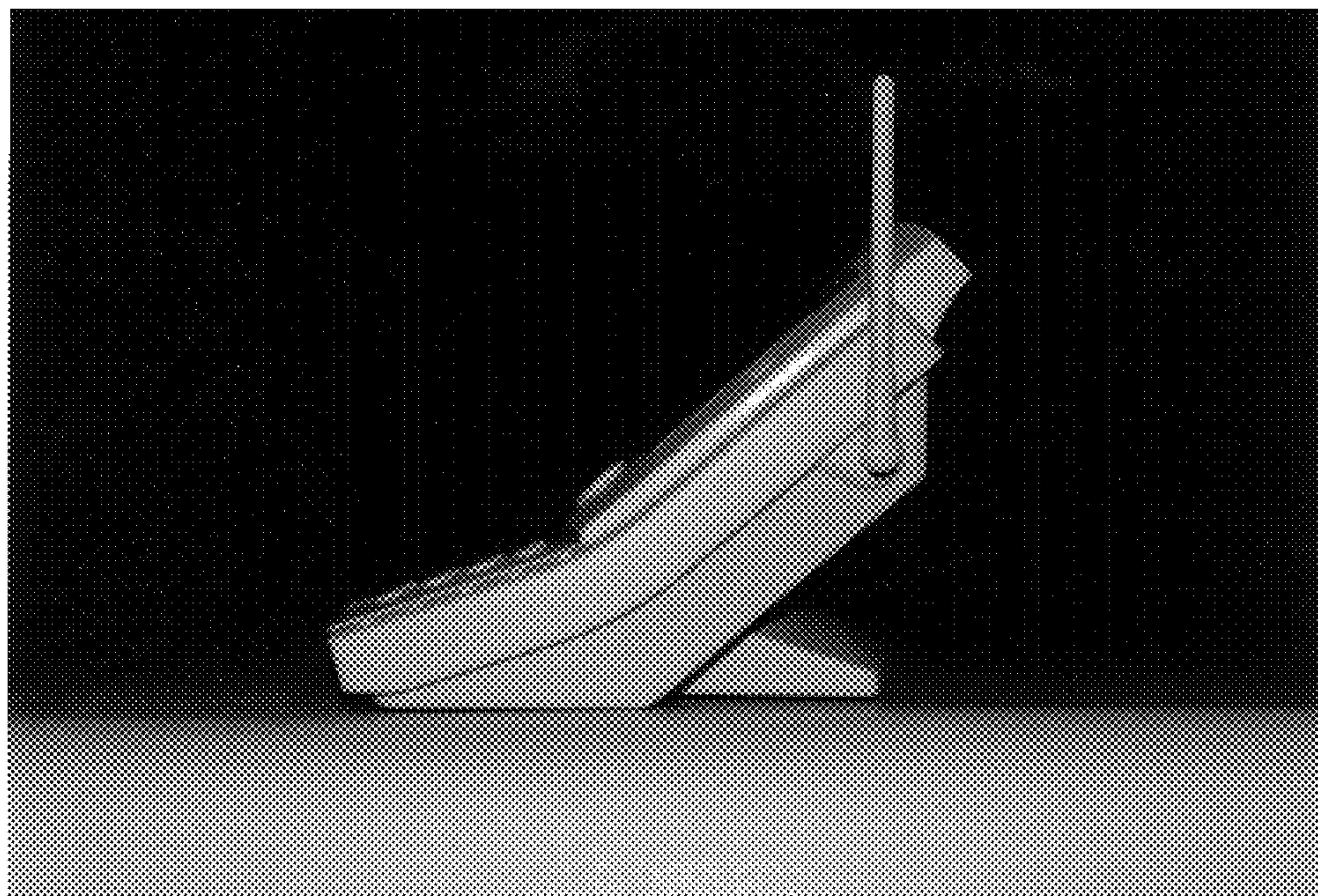


Figure 4




Figure 5




Figure 6



Figure 7




Figure 8




Figure 9




Figure 10

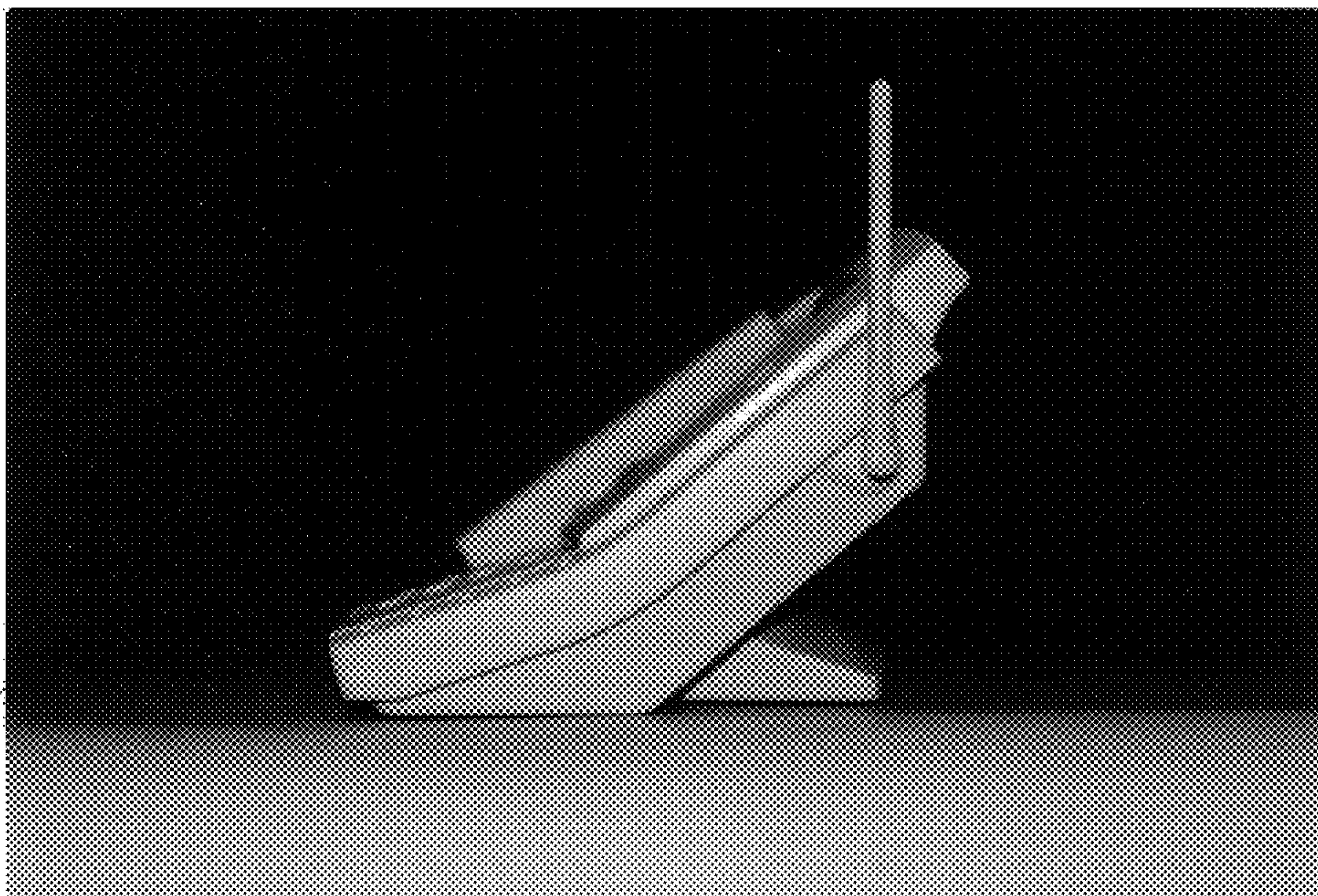


Figure 11




Figure 12




Figure 13



Figure 14