



US00D409602S

United States Patent [19] Chan

[11] **Patent Number: Des. 409,602**

[45] **Date of Patent: ** May 11, 1999**

[54] **TELEPHONE HANDSET**

[75] Inventor: **Raymond Chan**, Hong Kong, The Hong Kong Special Administrative Region of the People's Republic of China

[73] Assignee: **IDT International Limited**, Hamilton, Bermuda

[**] Term: **14 Years**

[21] Appl. No.: **29/076,447**

[22] Filed: **Sep. 11, 1997**

[51] **LOC (6) Cl. 14-03**

[52] **U.S. Cl. D14/147**

[58] **Field of Search** D14/140, 142, D14/147, 148, 149-151, 240, 241, 138, 251-253; 379/419, 420, 428, 440, 433-436, 446, 447, 454, 455; 455/500-575, 90; D13/107, 108; 320/110, 113, 114, 112

[56] **References Cited**

U.S. PATENT DOCUMENTS

D. 315,346 3/1991 Nagele D14/138

D. 348,665 7/1994 Nagele et al. D14/138
D. 360,632 7/1995 Nagele et al. D14/148 X
D. 368,712 4/1996 Wicks et al. D14/147
D. 369,162 4/1996 Nagele et al. D14/138
D. 385,558 10/1997 Liu D14/148

Primary Examiner—Jeffrey Asch
Attorney, Agent, or Firm—Leydig, Voit & Mayer

[57] **CLAIM**

The ornamental design for a telephone handset, as shown and described.

DESCRIPTION

FIG. 1 is a front view of a of a telephone handset showing my new design;

FIG. 2 is a right side view of the handset;

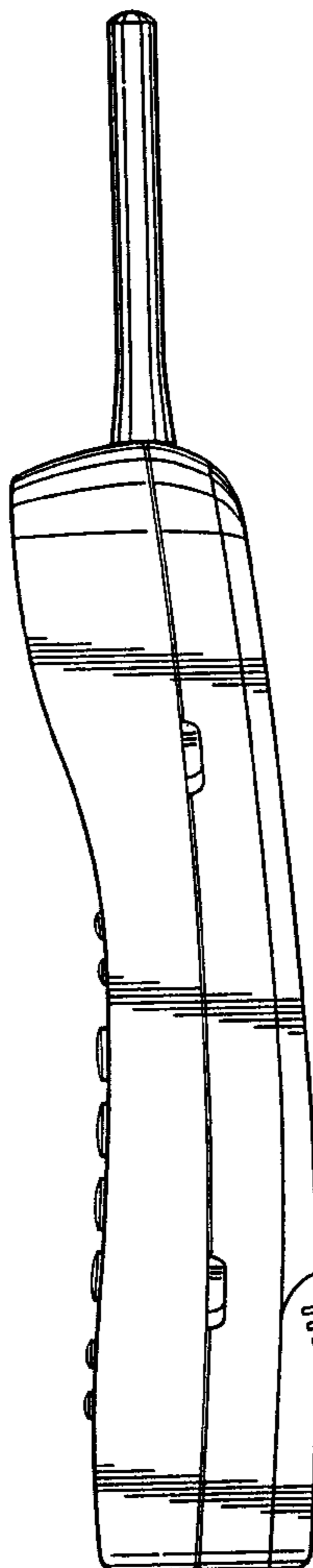
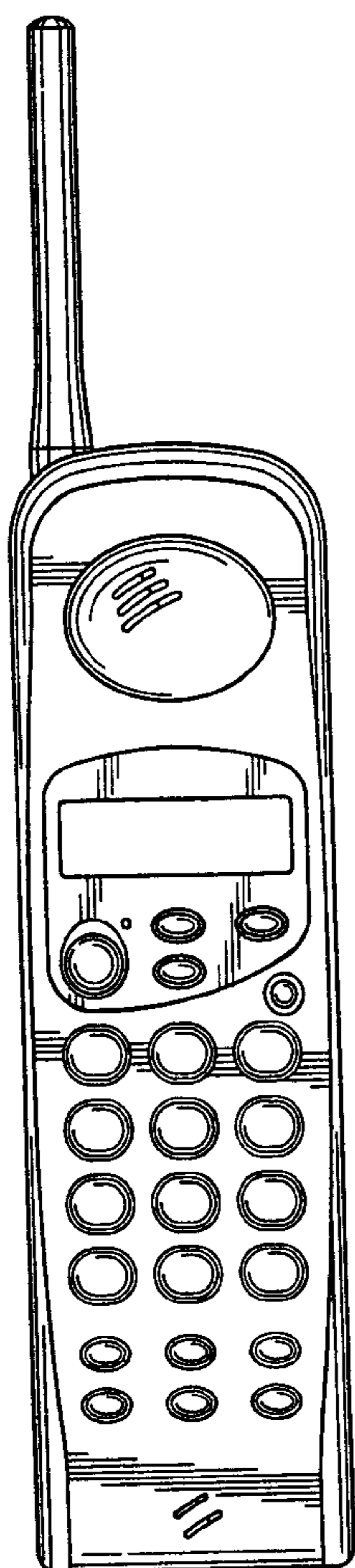
FIG. 3 is a rear view of the handset;

FIG. 4 is a top view of the handset; and,

FIG. 5 is a bottom view of the handset.

The portions of the article not shown in the drawing are not a part of the claimed design.

1 Claim, 2 Drawing Sheets






FIG. 1

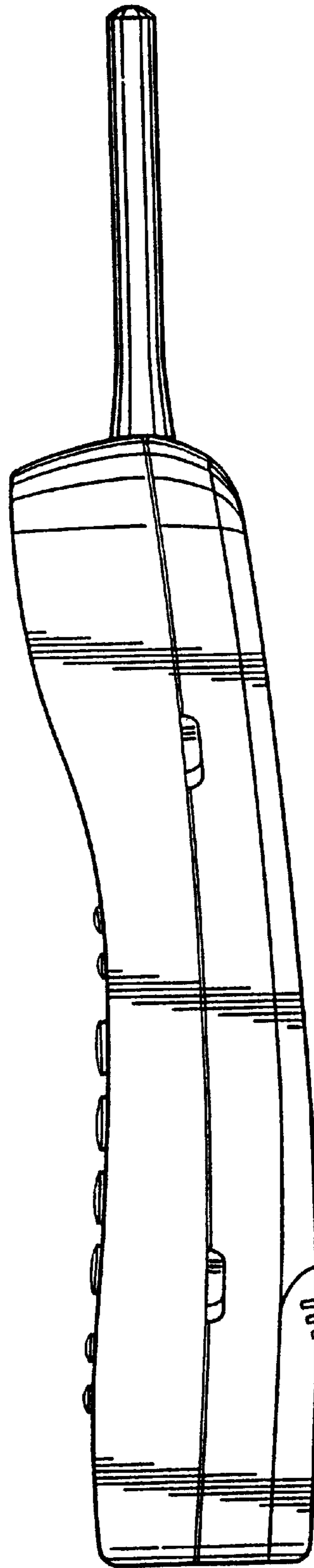


FIG. 2

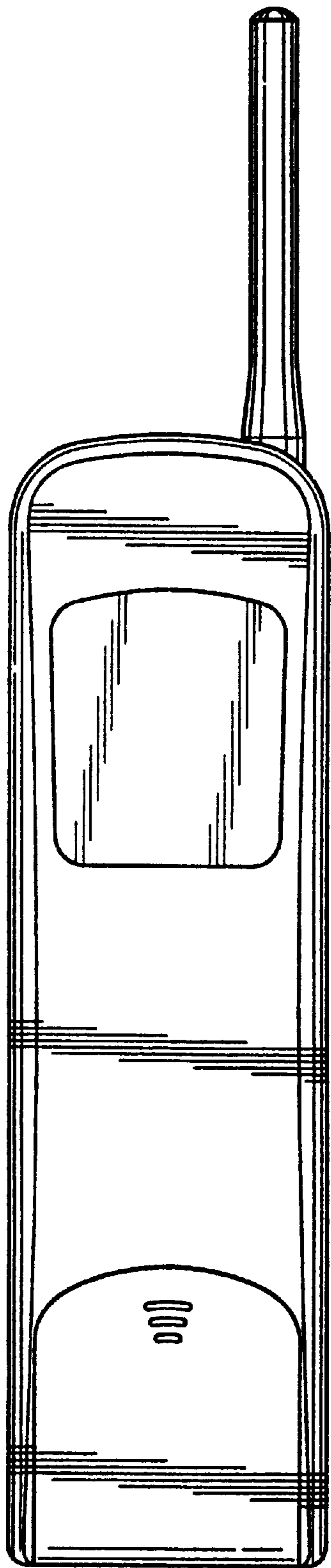


FIG. 3

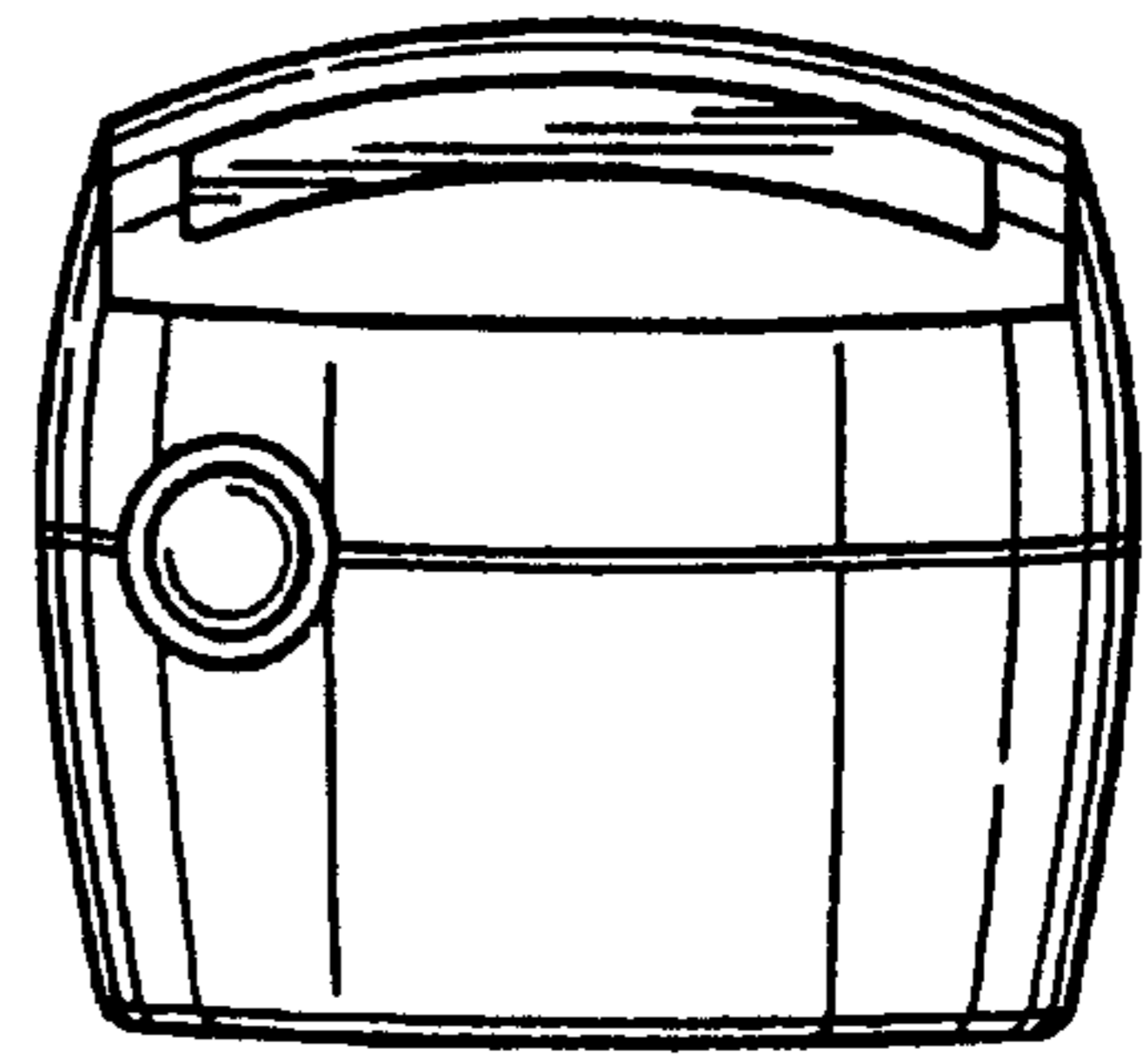


FIG. 4

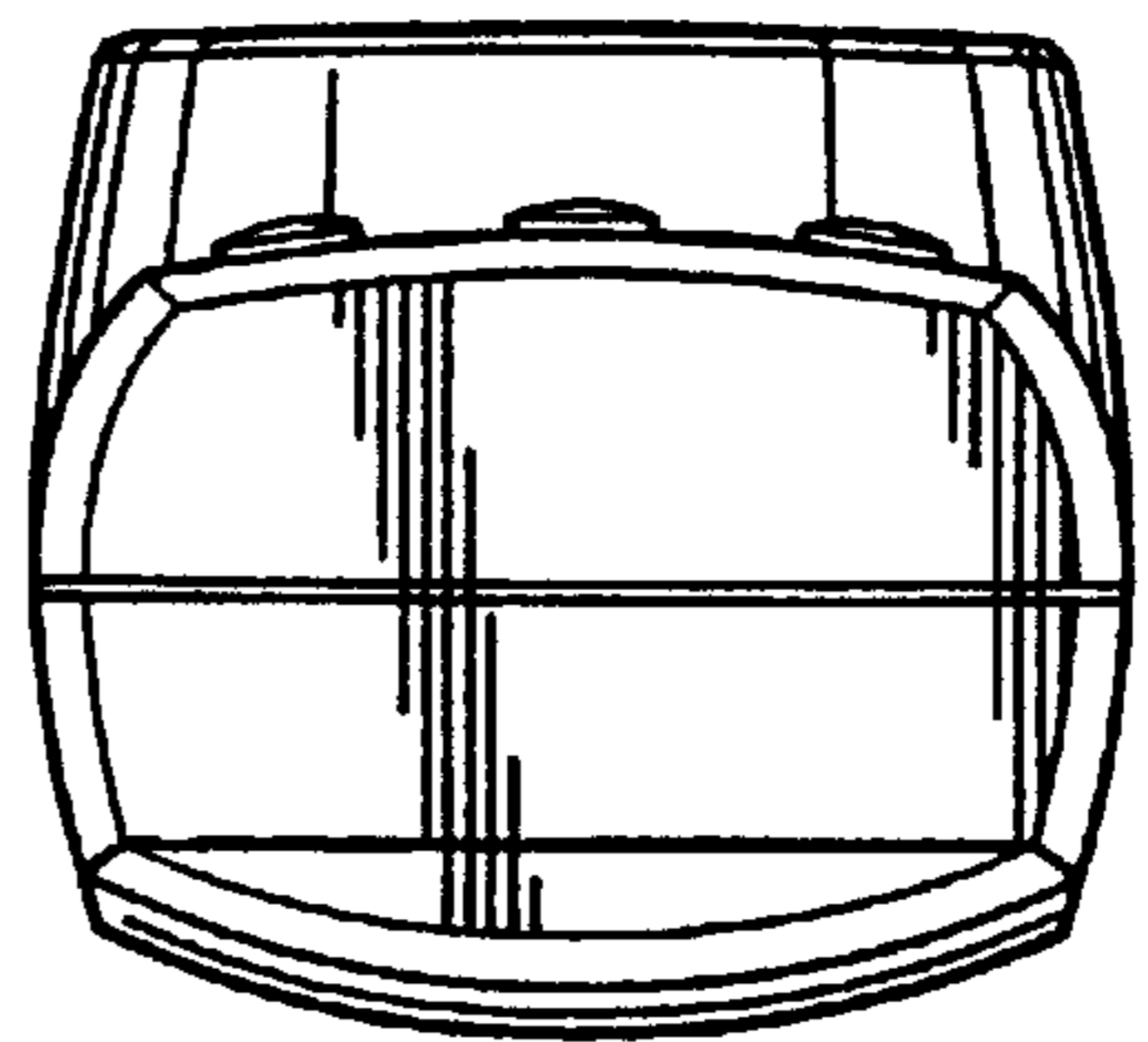


FIG. 5