



US00D409589S

United States Patent [19]

Rorke et al.

[11] Patent Number: **Des. 409,589**

[45] Date of Patent: **** May 11, 1999**

[54] **MONITOR BASE SUPPORT**

[75] Inventors: **Anthony B. Rorke; Robert J. Kelley; Douglas E. Goodner**, all of The Woodlands, Tex.

[73] Assignee: **Compaq Computer Corporation**, Houston, Tex.

[**] Term: **14 Years**

[21] Appl. No.: **29/089,175**

[22] Filed: **Jun. 8, 1998**

[51] **LOC (6) Cl.** **14-02**

[52] **U.S. Cl.** **D14/114**

[58] **Field of Search** D14/100-114; D6/455, 498, 495; 248/918-924, 349.1, 425, 371, 179.1

[56] **References Cited**

U.S. PATENT DOCUMENTS

D. 339,797	9/1993	Gluskoter et al.	D14/113
D. 358,372	5/1995	Goodrich et al.	D14/100
D. 361,550	8/1995	Mundt et al.	D14/100
D. 362,244	9/1995	Takemasa	D14/114
D. 370,897	6/1996	Lin	D14/113
D. 372,023	7/1996	Andre et al.	D14/113
D. 394,646	5/1998	Ratzlaff	D14/114
4,365,779	12/1982	Bates et al.	248/371

4,500,060	2/1985	Anderson et al.	248/349
4,564,166	1/1986	Craft et al.	248/349
5,037,050	8/1991	Lin et al.	248/179
5,755,420	5/1998	Wu et al.	248/371

Primary Examiner—Kay H. Chin
Attorney, Agent, or Firm—Akin, Gump, Strauss, Hauer & Feld, L.L.P.

[57] **CLAIM**

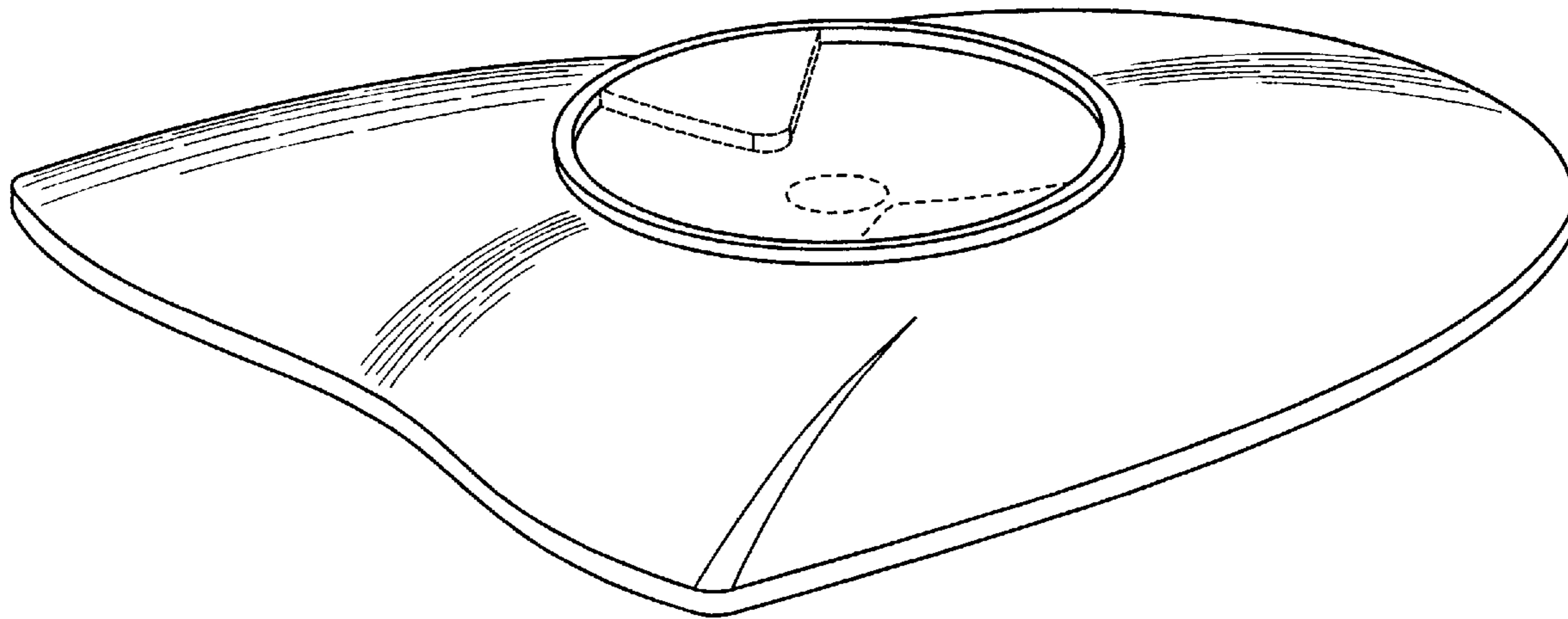
The ornamental design for monitor base support, as shown and described.

DESCRIPTION

FIG. 1 is a front, top and right-side perspective view of a monitor base support showing my new design; FIG. 2 is a top, right-side and front perspective view thereof; FIG. 3 is a front elevational view thereof; FIG. 4 is a top plan view thereof; FIG. 5 is a bottom view thereof; FIG. 6 is a left-side elevational view thereof; and, FIG. 7 is a right-side elevational view thereof.

The broken line showing the portion of the monitor in FIG. 1, the broken line showing the top interior portion of the monitor base support in FIGS. 2 and 4, and the broken line showing the bottom portion of the monitor base support in FIG. 5 is for illustrative purposes only and forms no part of the claimed design.

1 Claim, 2 Drawing Sheets



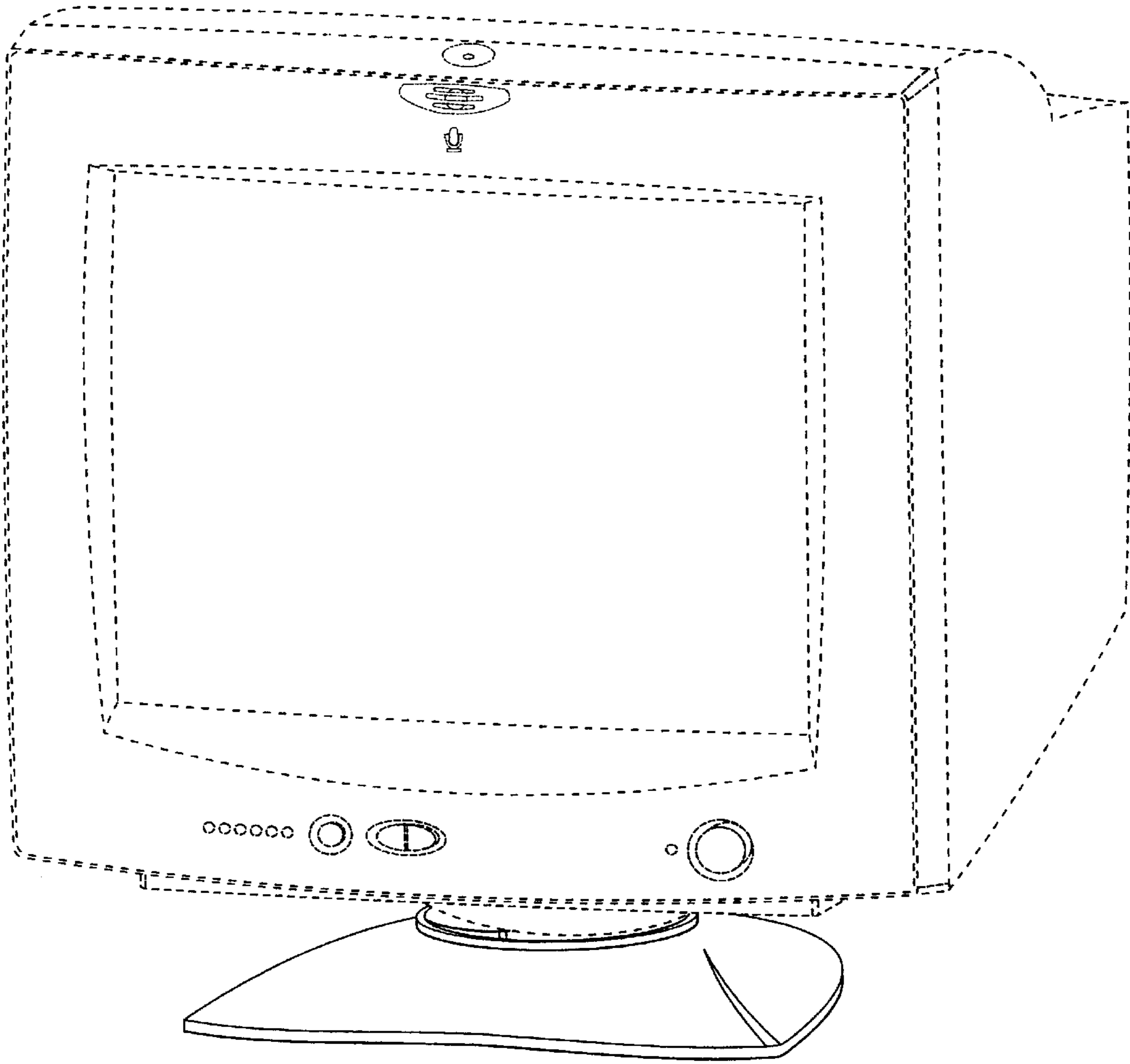


Figure 1

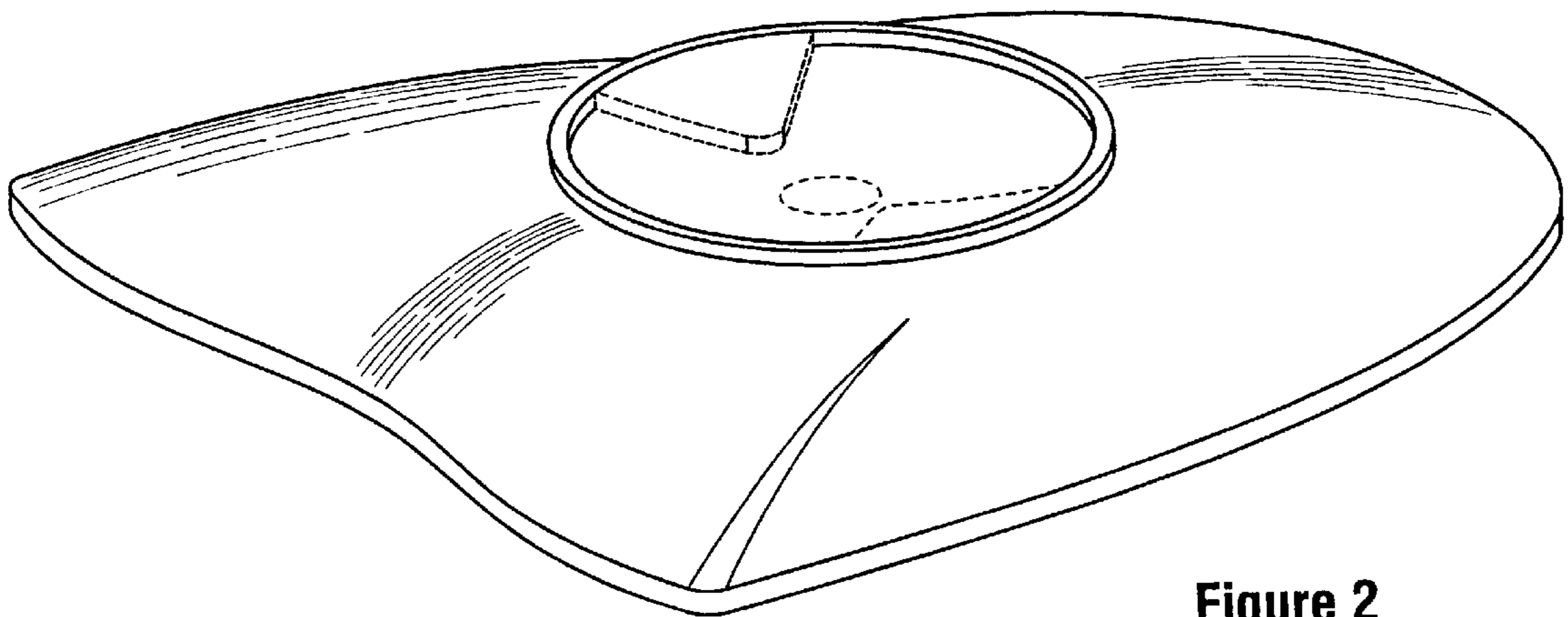


Figure 2

Figure 3

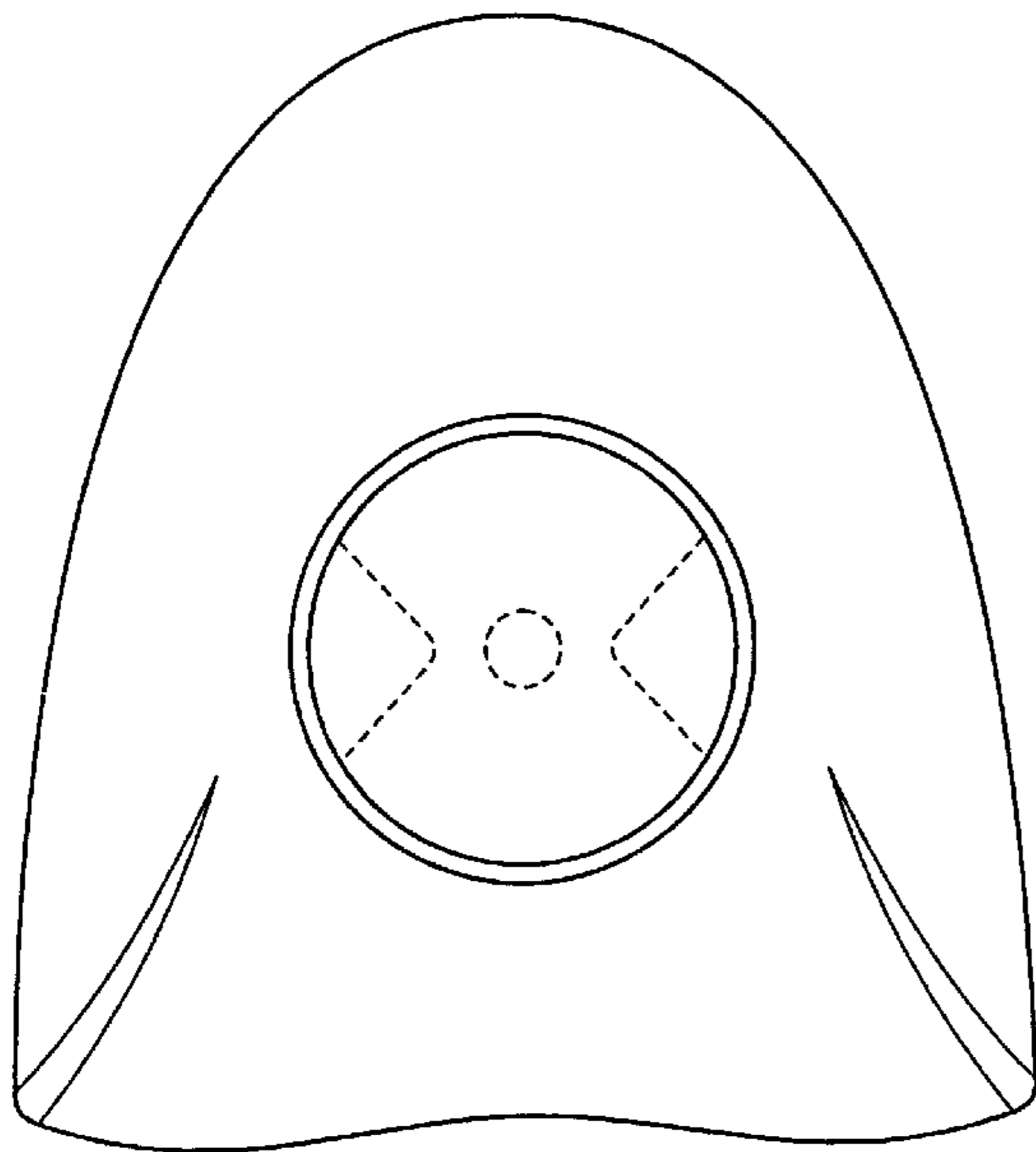



Figure 4

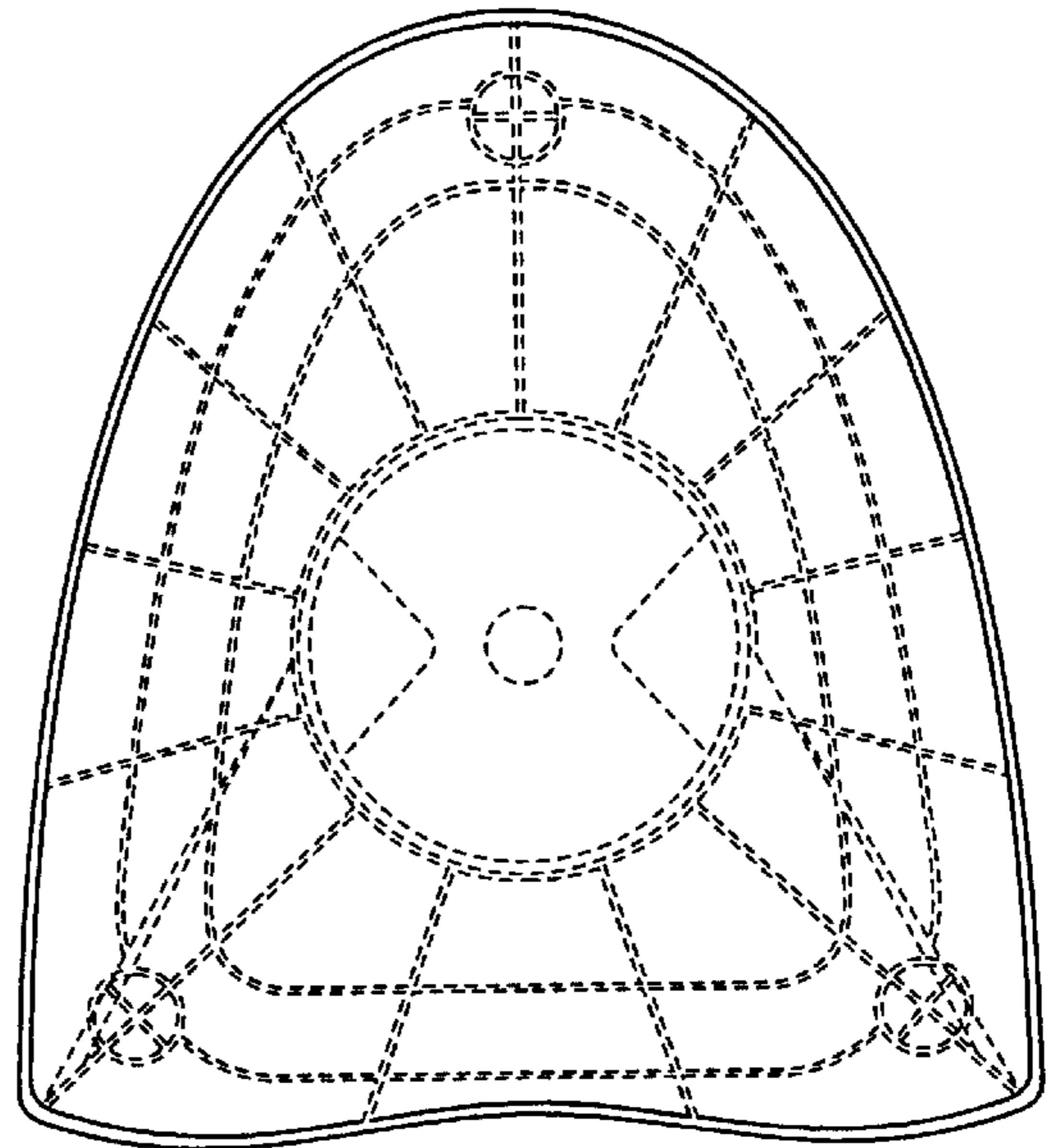


Figure 5

Figure 6




Figure 7

