

US00D409550S

United States Patent [19] Chung

[11] Patent Number: **Des. 409,550**

[45] Date of Patent: **** May 11, 1999**

[54] **AUTOMOTIVE WHEEL**

[75] Inventor: **Suny Chung**, Placentia, Calif.

[73] Assignee: **DM Tech America, Inc.**, Cerritos, Calif.

[**] Term: **14 Years**

[21] Appl. No.: **29/095,918**

[22] Filed: **Nov. 2, 1998**

[51] **LOC (6) Cl.** **12-16**

[52] **U.S. Cl.** **D12/209**

[58] **Field of Search** D12/204-213;
301/64.1, 65, 37.1

[56] **References Cited**

U.S. PATENT DOCUMENTS

D. 374,420	10/1996	Neeper	D12/209
D. 375,075	10/1996	Kugler	D12/209
D. 384,634	10/1997	Cullen	D12/211
D. 384,932	10/1997	Cullen	D12/211
D. 386,740	11/1997	Cullen	D12/209

D. 396,441	7/1998	Nishida	D12/209
D. 398,275	9/1998	Neeper	D12/209
D. 398,277	9/1998	Neeper	D12/209
D. 399,180	10/1998	Neeper	D12/209

Primary Examiner—Doris V. Coles
Assistant Examiner—Stacia Sinuik
Attorney, Agent, or Firm—G. Donald Weber, Jr.

[57] **CLAIM**

The ornamental design for an automotive wheel, as shown and described.

DESCRIPTION

FIG. 1 is an oblique view of the automotive wheel of the instant invention;

FIG. 2 is a side elevation view of the automotive wheel of the instant invention;

FIG. 3 is a plan view of the automotive wheel of the instant invention; and,

FIG. 4 is a side elevation view of the automotive wheel of the instant invention.

1 Claim, 2 Drawing Sheets




FIG. 1

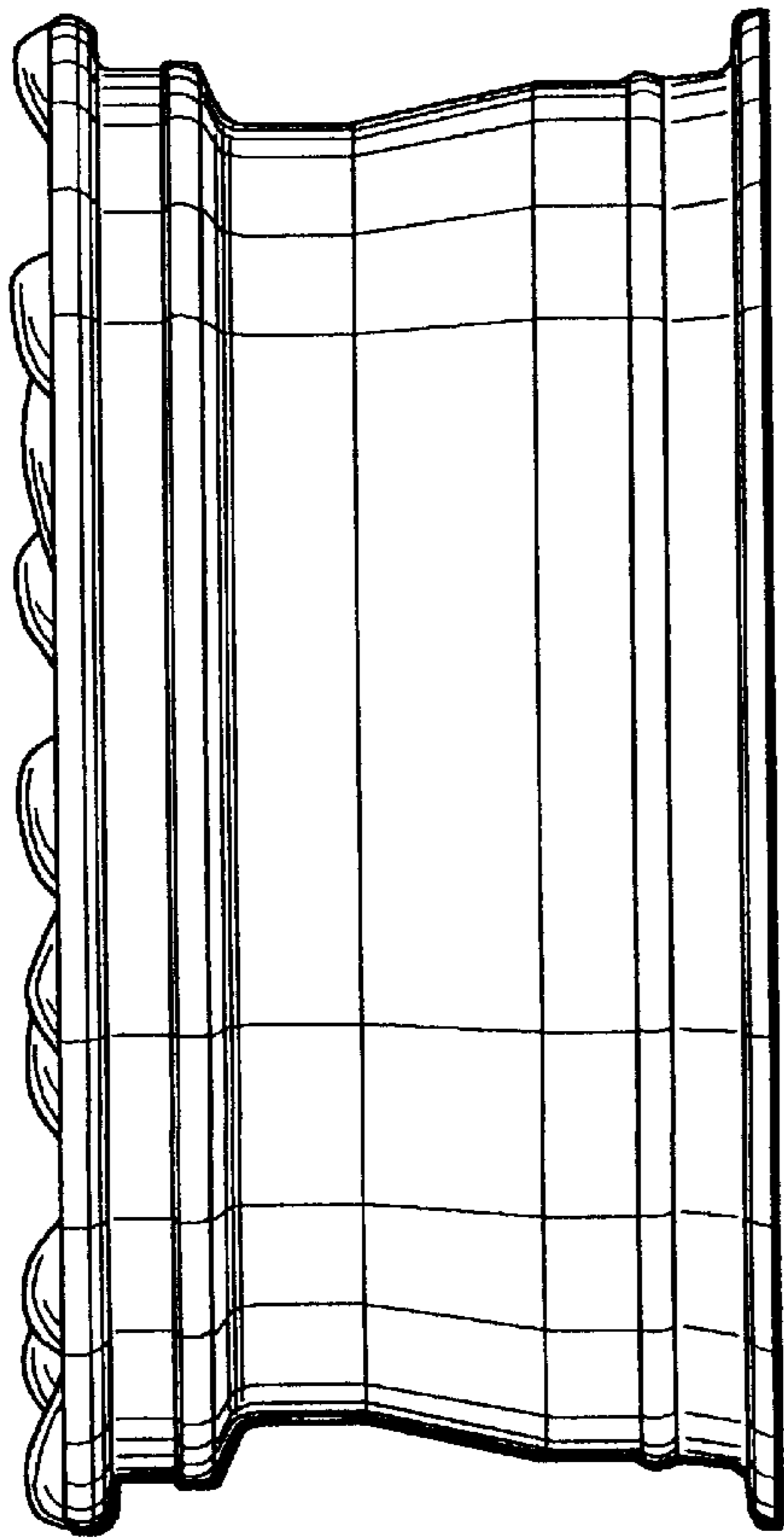



FIG. 2




FIG. 3



FIG. 4