



US00D409534S

# United States Patent [19]

Guspodin et al.

[11] Patent Number: Des. 409,534

[45] Date of Patent: \*\* May 11, 1999

[54] TIRE TREAD

[75] Inventors: James G. Guspodin, Akron; Bill J. Edwards, Stow; Richard J. Wright, Copley, all of Ohio

[73] Assignee: Bridgestone/Firestone, Inc., Akron, Ohio

[\*\*] Term: 14 Years

[21] Appl. No.: 29/088,957

[22] Filed: Jun. 4, 1998

[51] LOC (6) Cl. .... 12-15

[52] U.S. Cl. .... D12/147

[58] Field of Search ..... D12/136, 138, D12/140-152; 152/209 RR, 209 NS, 209 AS, 209 AG, 209 BY, 209 LG, 209 RB, 209 DP

[56] References Cited

U.S. PATENT DOCUMENTS

D. 316,690	5/1991	Tagashira	.....	D12/146
D. 332,767	1/1993	Tsuda et al.	.....	D12/147
D. 341,112	11/1993	Kobayashi et al.	.....	D12/147
D. 349,675	8/1994	Shinohara et al.	.....	D12/147
D. 350,929	9/1994	Attinello et al.	.....	D12/147
D. 365,068	12/1995	Kotanides, Jr. et al.	.....	D12/147
D. 369,767	5/1996	Himuro et al.	.....	D12/147
5,291,929	3/1994	Daisho et al.	.....	152/209 R

OTHER PUBLICATIONS

Dayton Daytona Premium GT Tire, Feb. 1996 Tread Design Guide, p. 20.  
Republic Aqua King Tire, Feb. 1996 Tread Design Guide, p. 61.

Sears Yokohama Response GT Tire, Feb. 1996 Tread Design Guide, p. 65.

Primary Examiner—Robert M. Spear  
Attorney, Agent, or Firm—Michael Sand

[57] CLAIM

The ornamental design for a tire tread, as shown and described.

DESCRIPTION

FIG. 1 is a side perspective view of a tire tread showing our new design, it being understood that the tread pattern is repeated throughout the circumference of the tire tread, the opposite side being the same as that shown;

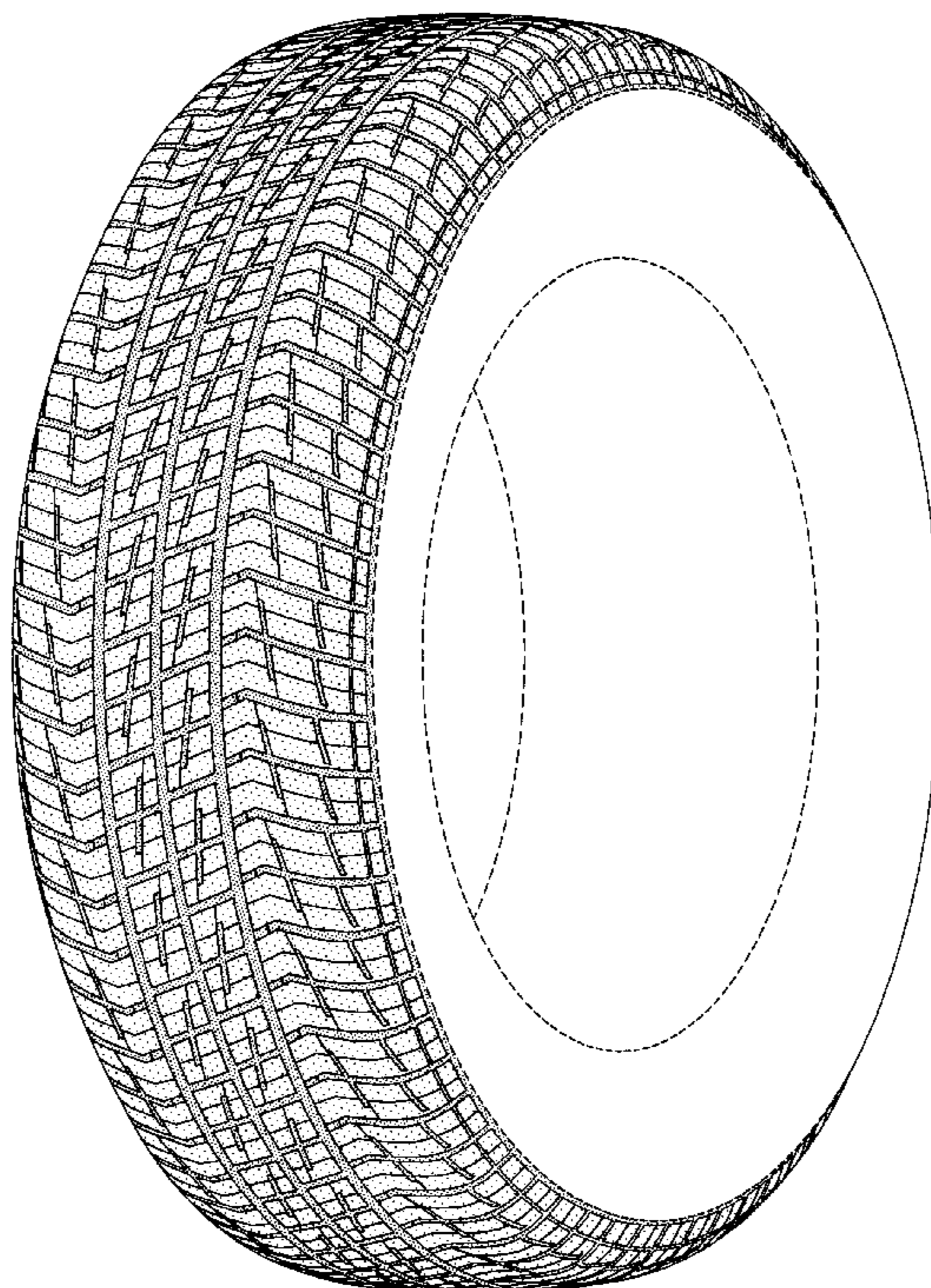
FIG. 2 is a front elevational view thereof;

FIG. 3 is a side elevational view of the right side thereof, the opposite side being identical thereto; and,

FIG. 4 is an enlarged fragmentary front elevational view thereof.

The dark stippled surface shading represents the recessed portion of the tread grooves, having a depth as best shown in FIG. 2; the broken lines defining the tire sidewall and the peripheral boundary between the tire tread and sidewall are for illustrative purposes only and form no part of the claimed design.

1 Claim, 4 Drawing Sheets



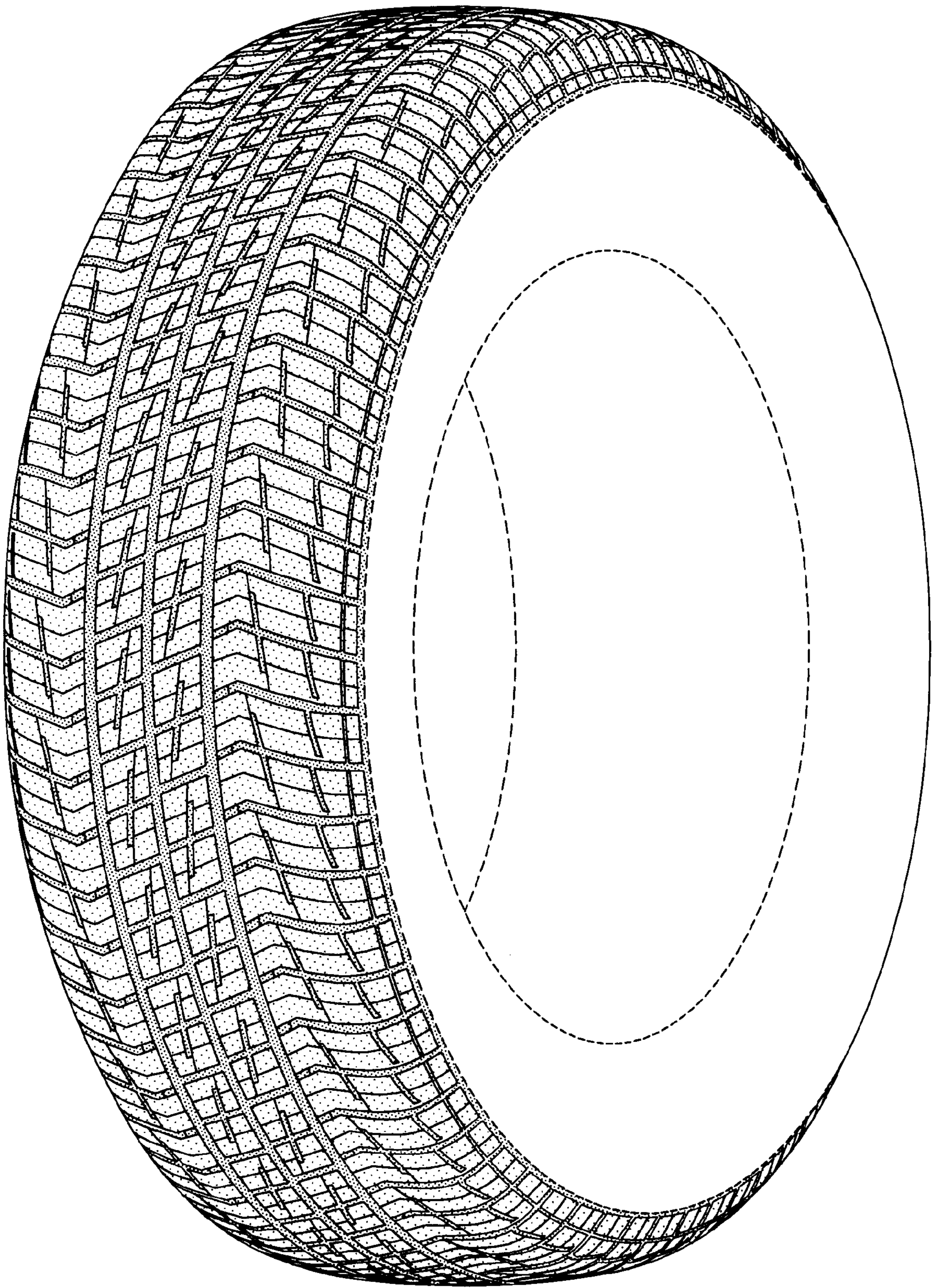


FIG-1

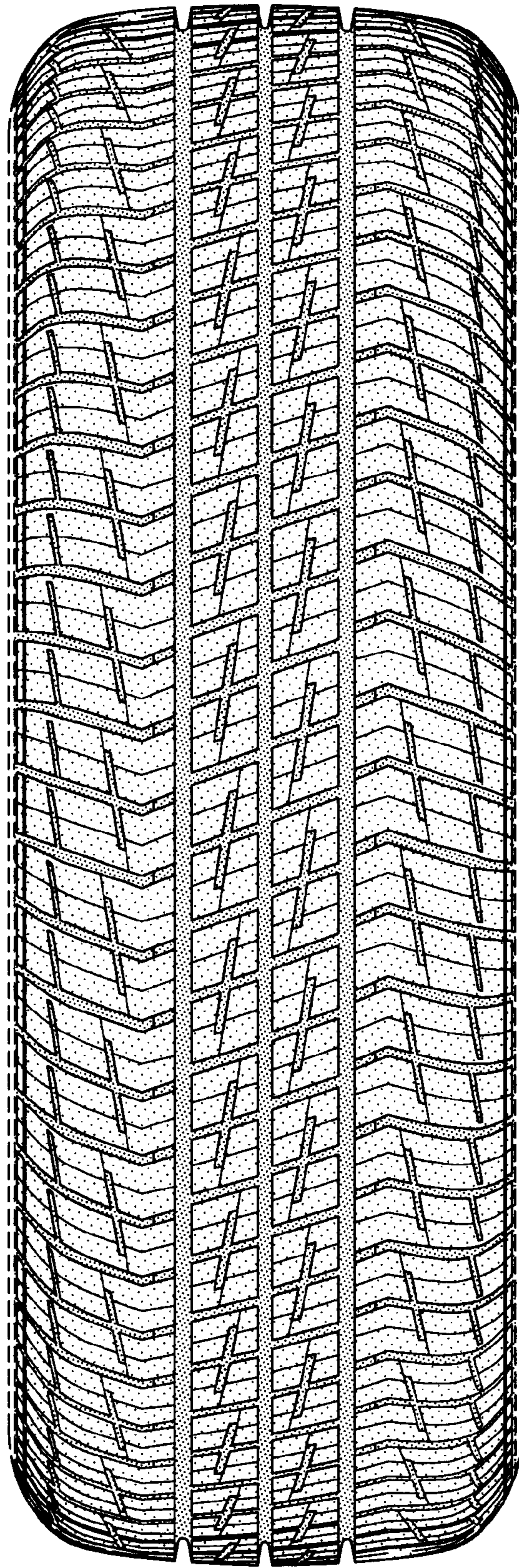


FIG-2

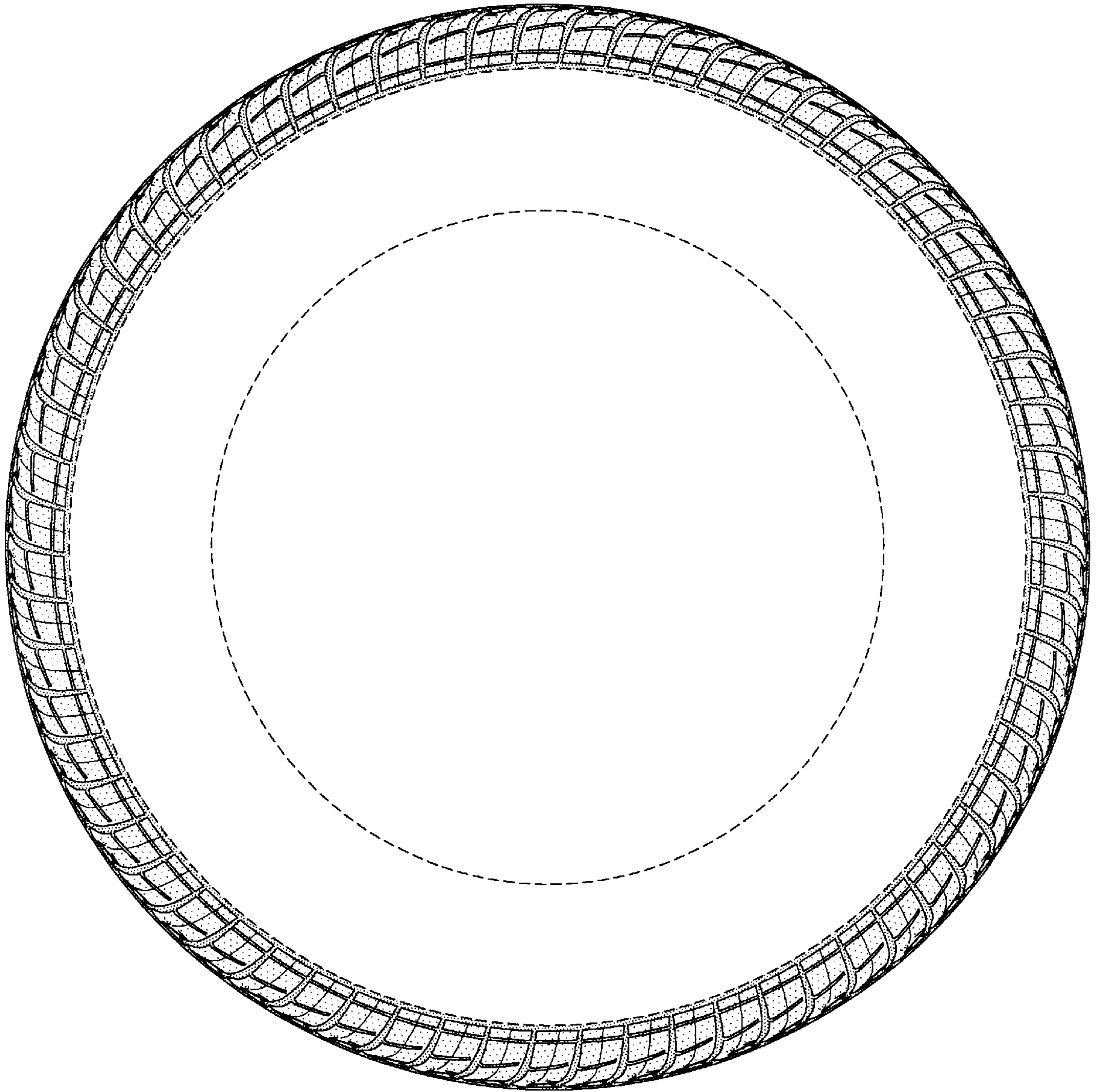


FIG-3

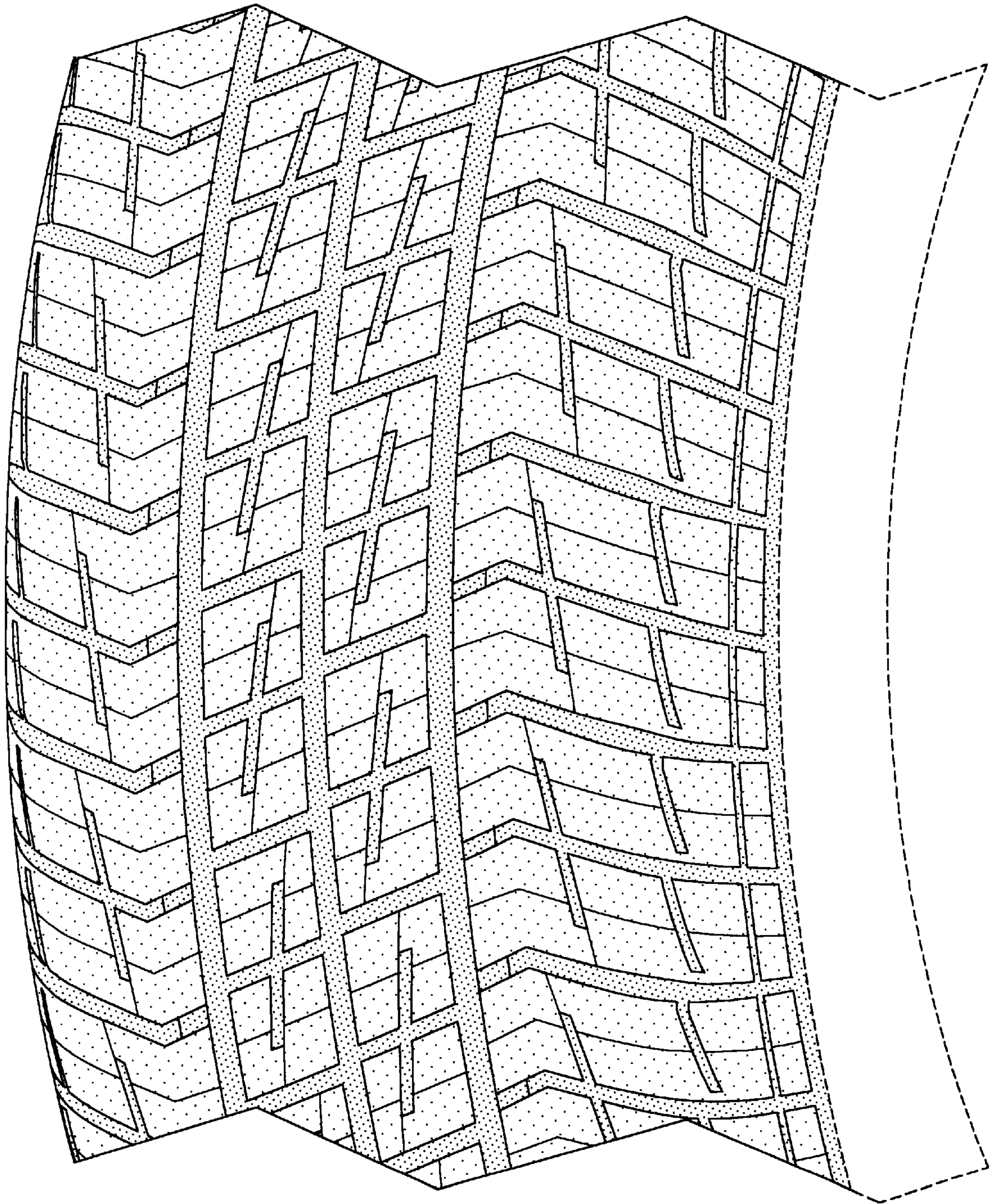


FIG-4