



US00D409527S

United States Patent [19]

Davidson et al.

[11] Patent Number: **Des. 409,527**

[45] Date of Patent: ****May 11, 1999**

[54] PORTION OF A MOTORCYCLE

[75] Inventors: **William G. Davidson**, Delafield;
Raymond W. Drea, Whitefish Bay,
both of Wis.

[73] Assignee: **Harley-Davidson Motor Company**,
Milwaukee, Wis.

[**] Term: **14 Years**

[21] Appl. No.: **29/057,464**

[22] Filed: **Jul. 25, 1996**

[51] LOC (6) Cl. **12-10**

[52] U.S. Cl. **D12/110**

[58] Field of Search D12/110, 126,
D12/127; 180/219; 280/288.4; D3/243;
D5/11, 19, 49

[56] References Cited

U.S. PATENT DOCUMENTS

D. 72,440	4/1927	Nichols	D5/49
D. 105,021	6/1937	Landis	D3/243
D. 297,179	8/1988	Sechous et al.	D5/11 X
D. 372,442	8/1996	Kitagawa et al.	D12/110
D. 375,281	11/1996	Kitagawa et al.	D12/110

OTHER PUBLICATIONS

Drag Specialties Catalog, p. 55, the Basket Weave Design
Motorcycle Seats, DS-910401 & DS-91401, ©1995.
Harley Davidson Genuine Parts & Accessories p. 26, the
Two-Piece Sport Textured Seat, ©1995.

David Wright, The Harley-Davidson Motor Company,
1987, pp. 70, 82, 108, 113, 121, 132, 135.

Thomas C. Bolfert, The Big Book of Harley-Davidson,
1991, pp. 154, 204.

Tony Middlehurst, Harley-Davidson, 1990, pp. 41, 43.

Harley-Davidson, 1995 Harley-Davidson Genuine Parts &
Accessories, pp. 17, 27, 55, 61, 62, 63.

Harley-Davidson Parts Manual, 1959.

Primary Examiner—Melody N. Brown

Attorney, Agent, or Firm—Michael, Best & Friedrich LLP

[57] CLAIM

The ornamental design for a portion of a motorcycle, as
shown and described.

DESCRIPTION

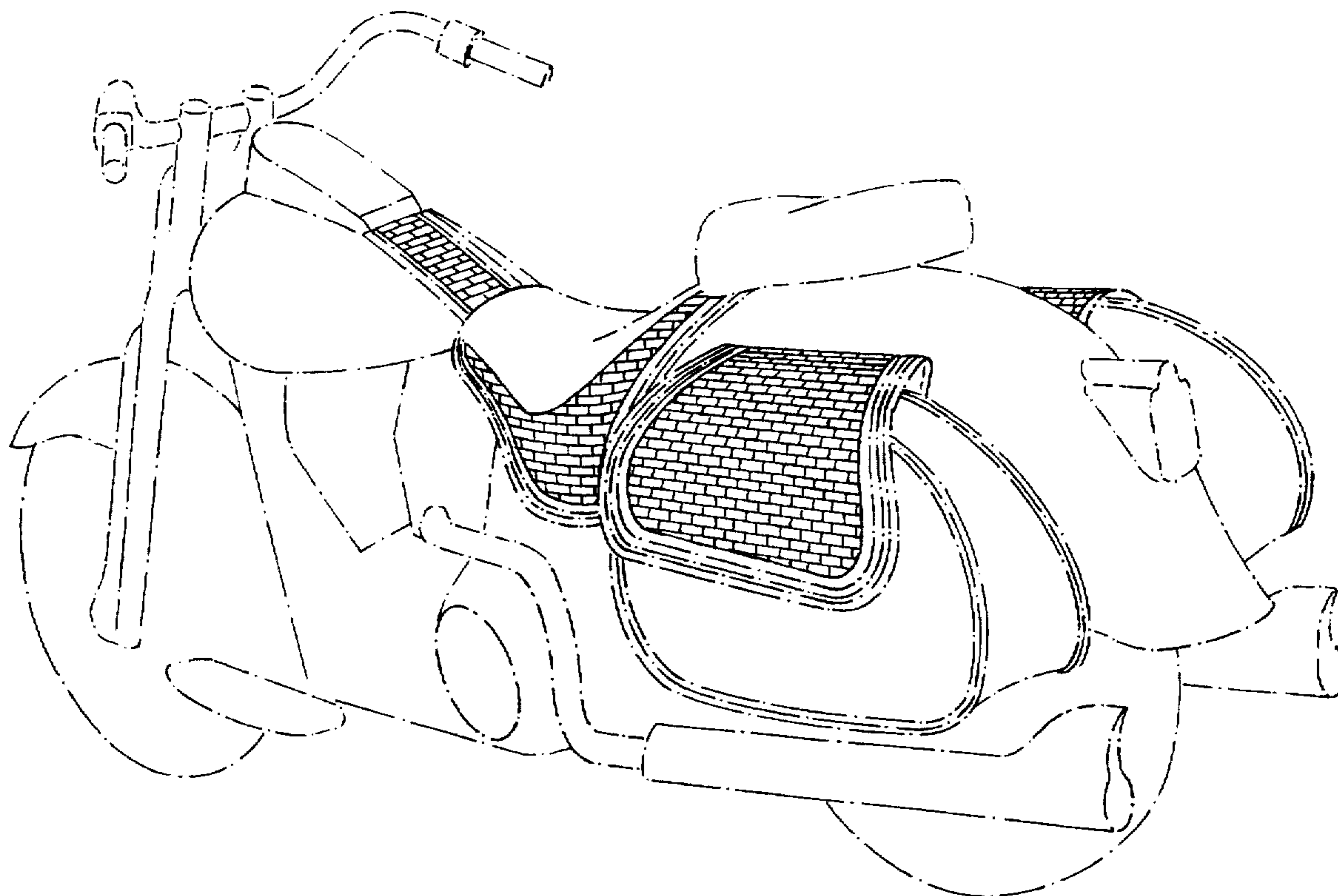
FIG. 1 is a perspective view of a portion of a motorcycle
showing our new design, the broken lines are shown for
illustrative purposes only and form no part of the claimed
design;

FIG. 2 is a top plan view thereof; and,

FIG. 3 is a right side elevational view thereof.

The front, bottom, rear and left side views of the design are
not visible in their normal intended use.

1 Claim, 3 Drawing Sheets



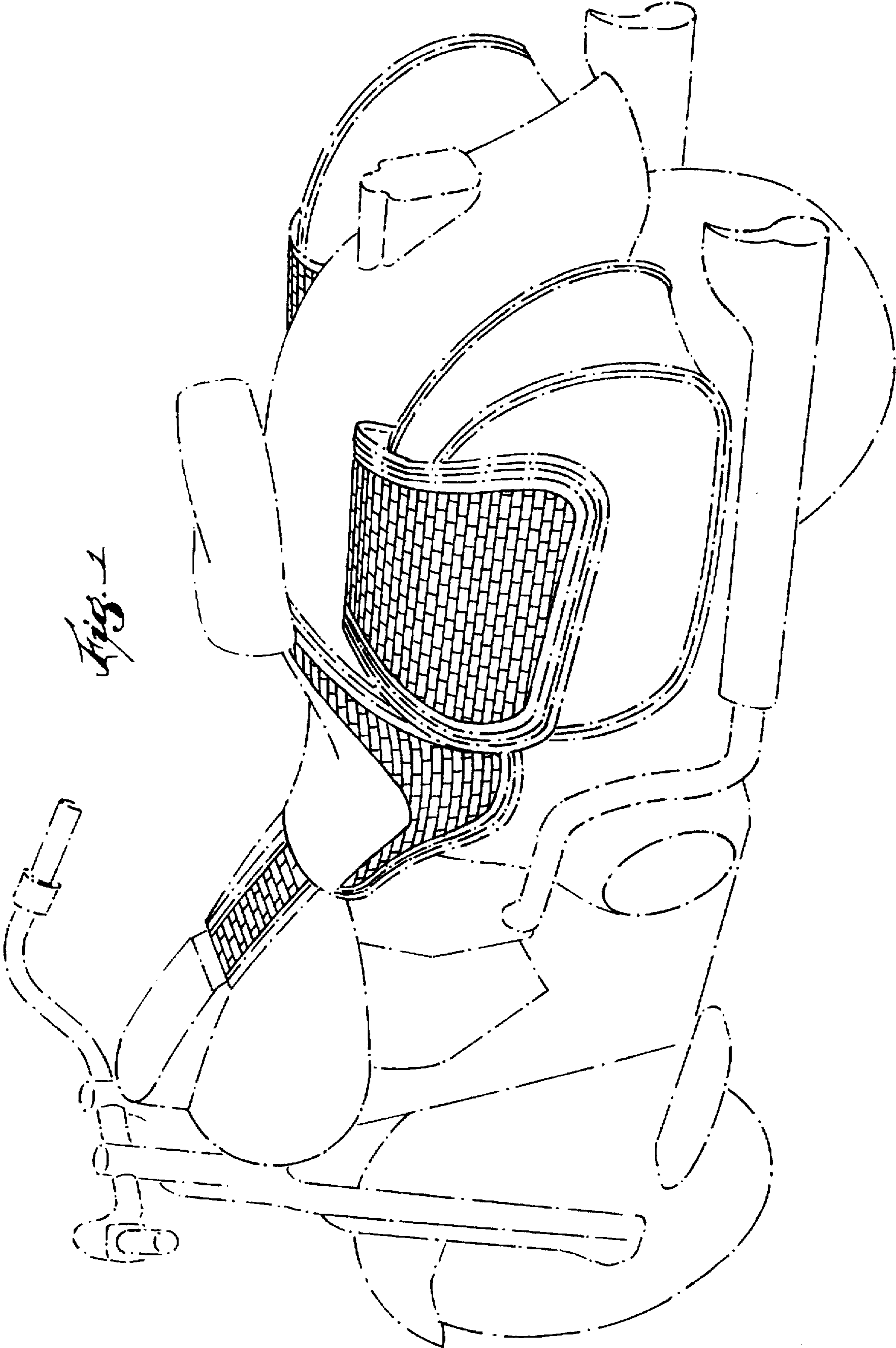


Fig. 1

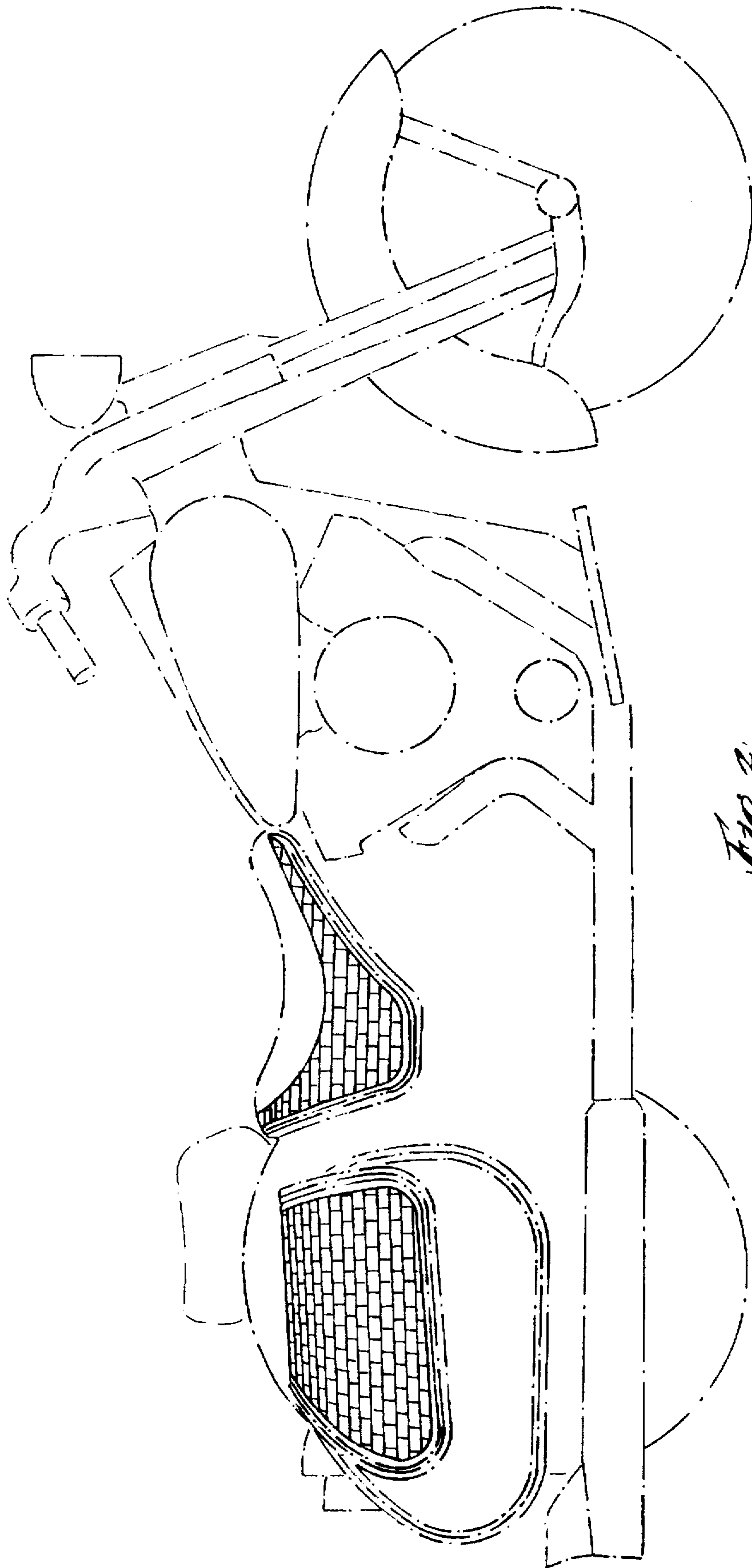


Fig. 2

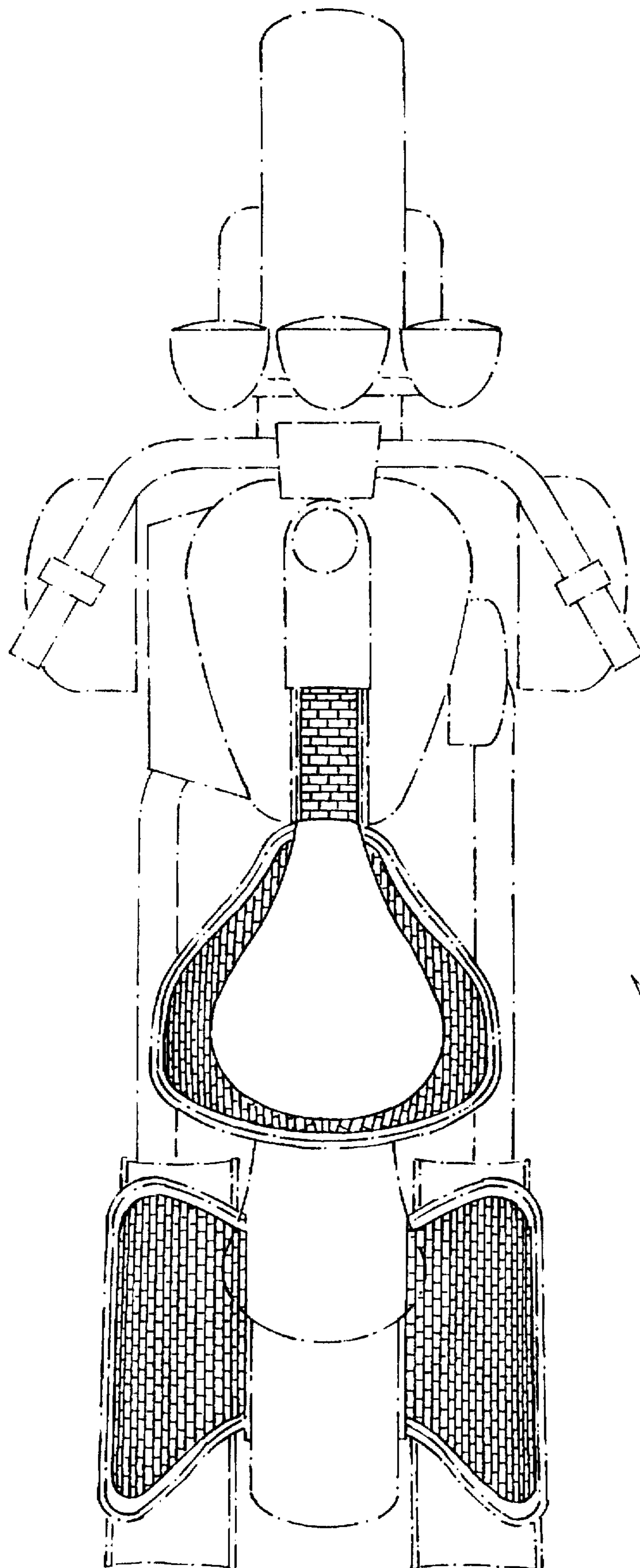


Fig. 3