

US00D409519S

United States Patent [19]
Hammond et al.

[11] **Patent Number: Des. 409,519**
[45] **Date of Patent: ** May 11, 1999**

[54] **NOVELTY PLAQUE**

[76] Inventors: **Steve Hammond; Stuart Lidbury;**
Clive Collins, all of 408, Sir Richard
Grenville House Dolphin Square,
London SW1V 3LX, United Kingdom

[**] Term: **14 Years**

[21] Appl. No.: **29/092,133**

[22] Filed: **Aug. 13, 1998**

[51] **LOC (6) Cl. 11-02**

[52] **U.S. Cl. D11/132**

[58] **Field of Search D11/117, 131,**
D11/132, 133; D20/28; D19/96, 97; 428/913.3

[56] **References Cited**

U.S. PATENT DOCUMENTS

D. 282,917 3/1986 Hackett D11/132
D. 308,397 6/1990 Friedman D20/28

Primary Examiner—Dominic Simone

[57] **CLAIM**

The ornamental design for a novelty plaque, as shown.

DESCRIPTION

FIG. 1 is a front elevational view of the novelty plaque of the present invention;

FIG. 2 is a back elevational view of the novelty plaque of FIG. 1;

FIG. 3 is a right side elevational view of the novelty plaque of FIG. 1;

FIG. 4 is a left side elevational view of the novelty plaque of FIG. 1;

FIG. 5 is a top plan view of the novelty plaque of FIG. 1; FIG. 6 is a bottom plan view of the novelty plaque of FIG. 1; and,

FIG. 7 is a cross sectional view along line 7—7 of FIG. 1 of the novelty plaque of FIG. 1.

1 Claim, 3 Drawing Sheets





FIG. 1

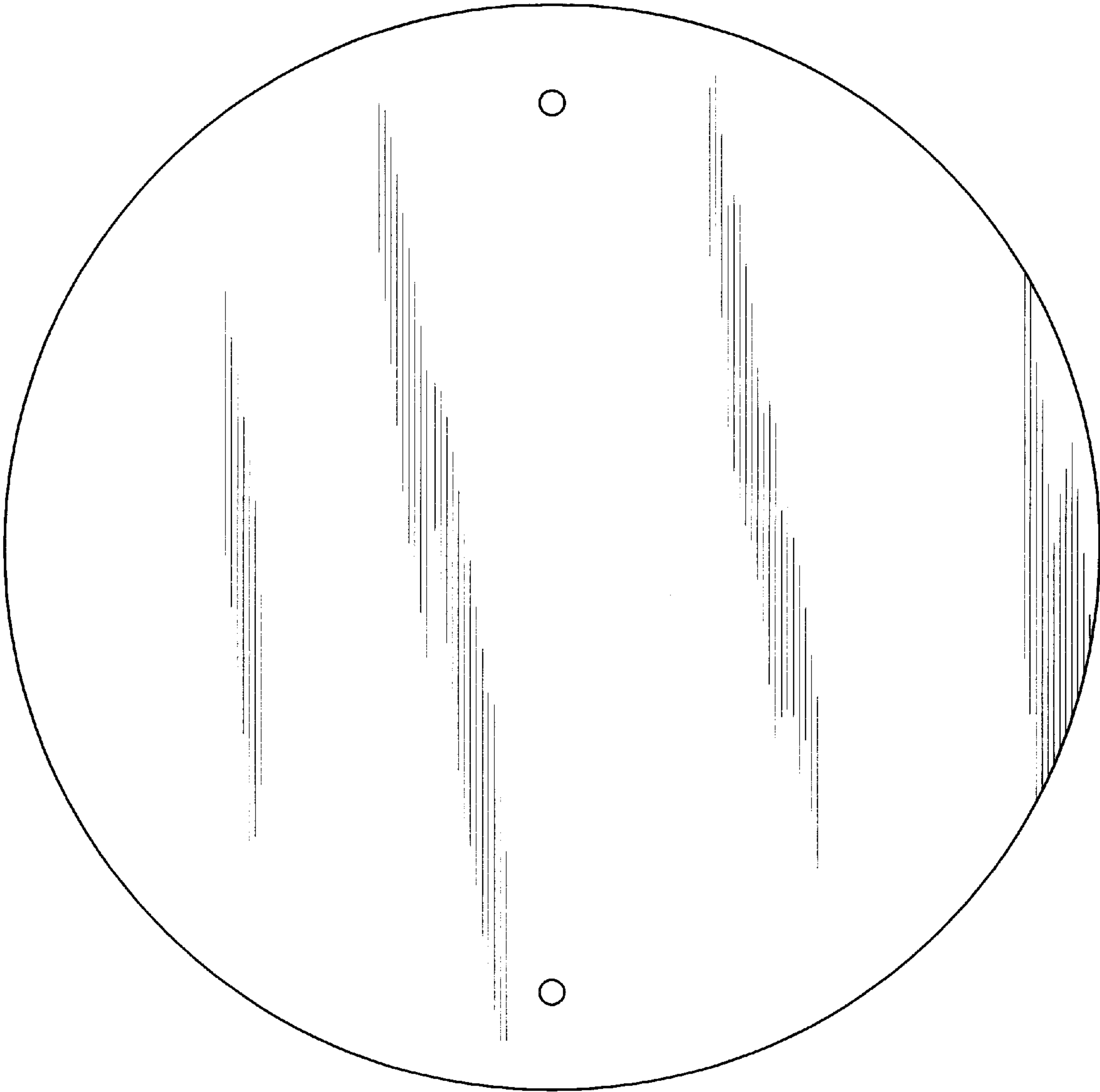


FIG. 2

FIG. 3




FIG. 4




FIG. 5



FIG. 6




FIG. 7