



US00D409516S

United States Patent [19] Kuzuya

[11] **Patent Number: Des. 409,516**

[45] **Date of Patent: ** May 11, 1999**

[54] **WATCH BAND**

D. 354,918 1/1995 Wunderman D11/19

[75] Inventor: **Yasuhiro Kuzuya**, Ichihara, Japan

Primary Examiner—Ralf Seifert
Attorney, Agent, or Firm—Stroock & Stroock & Lavan LLP

[73] Assignee: **Seiko Corporation of America**,
Mahwah, N.J.

[57] **CLAIM**

[**] Term: **14 Years**

The ornamental design for a watch band, as shown and described.

[21] Appl. No.: **29/086,721**

DESCRIPTION

[22] Filed: **Apr. 17, 1998**

FIG. 1 is a perspective view of a watch band showing my new design;

[51] **LOC (6) Cl.** **11-01**

FIG. 2 is a top plan view;

[52] **U.S. Cl.** **D11/19**

FIG. 3 is a side elevational view; the opposite side view being a mirror image;

[58] **Field of Search** D11/1-6, 12-25;
63/1.1-3, 21; D10/32; 368/281, 282, 276;
224/152, 164

FIG. 4 is a front elevational view;

FIG. 5 is a rear elevational view; and,

FIG. 6 is a bottom plan view.

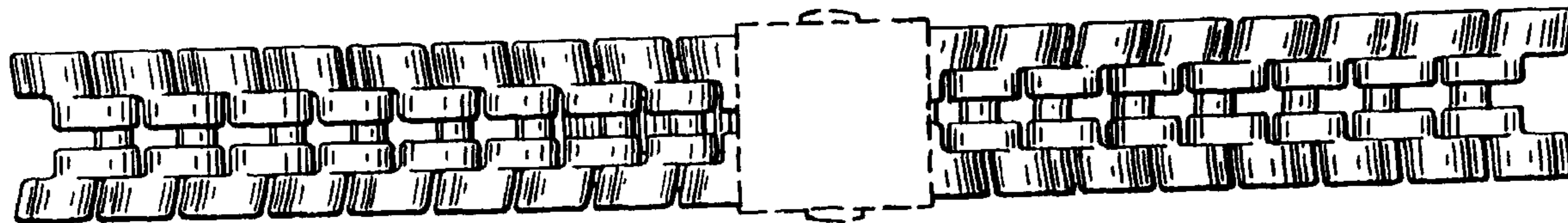
[56] **References Cited**

The broken line showing of a watch in FIG. 1 and a clasp in FIGS. 1 through 6 is for illustrative purposes only and forms no part of the claimed design.

U.S. PATENT DOCUMENTS

D. 213,632 3/1969 Bello D11/12
D. 325,883 5/1992 St. Dizier D11/21
D. 326,623 6/1992 Cowan D11/19

1 Claim, 2 Drawing Sheets



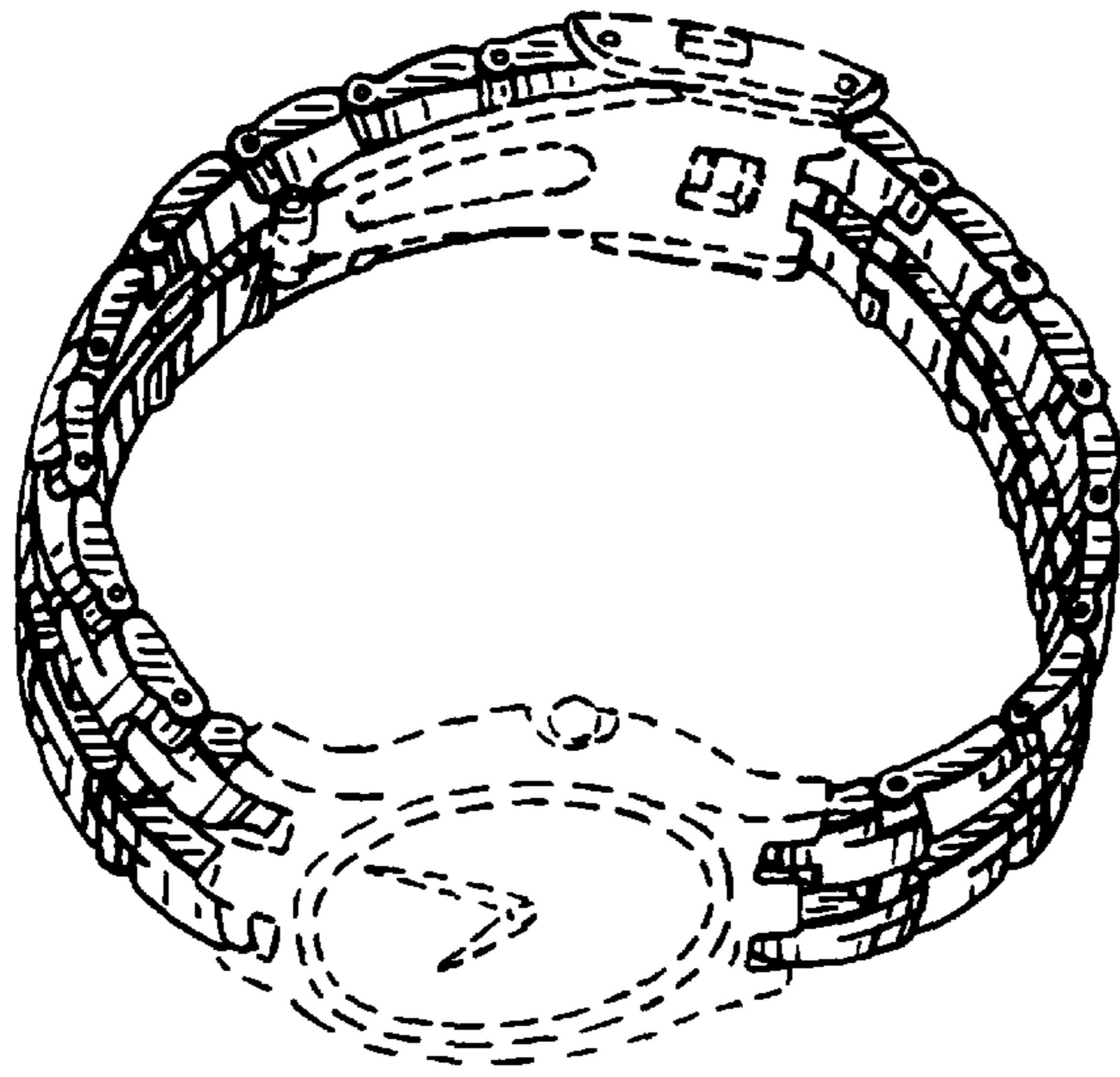


FIG. 1




FIG. 2

FIG. 3

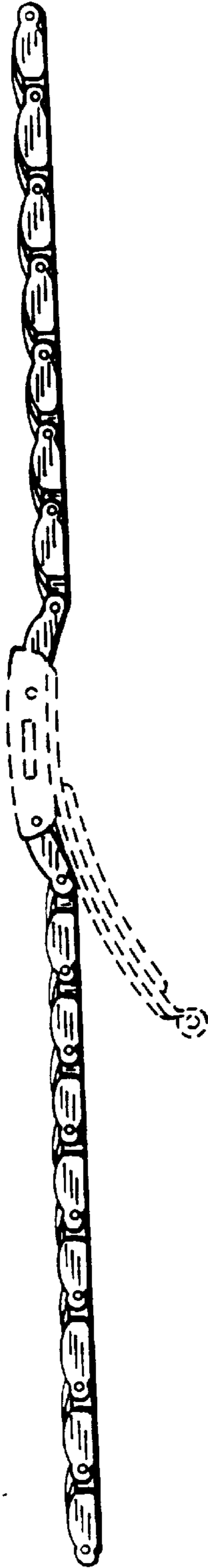


FIG. 5

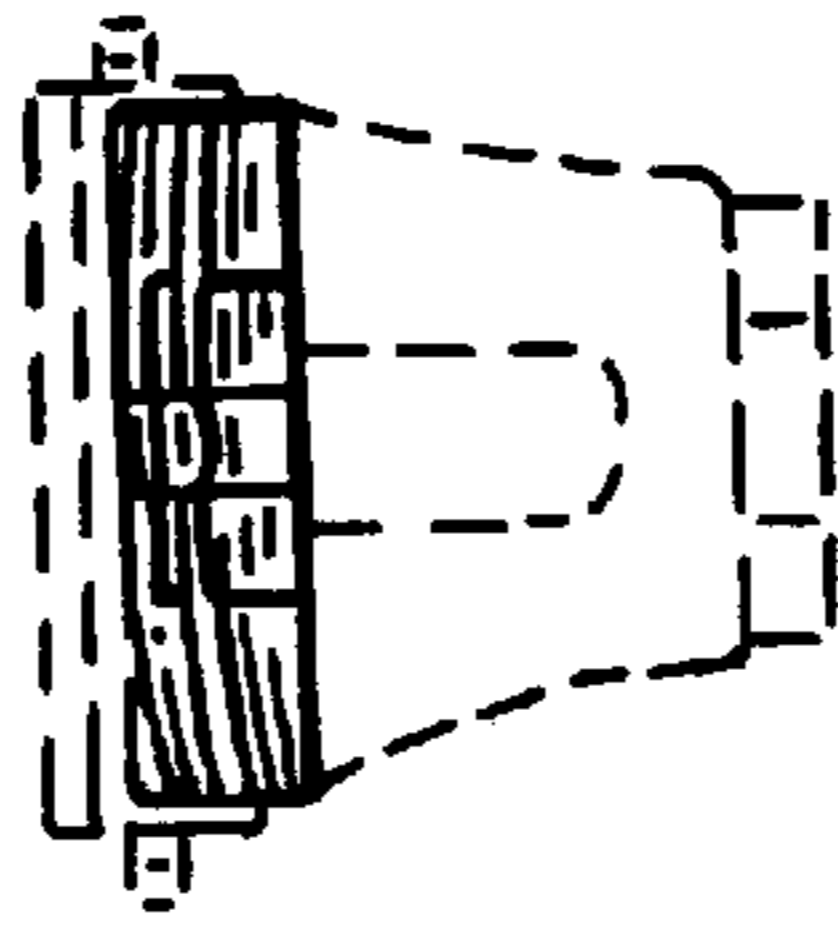


FIG. 4

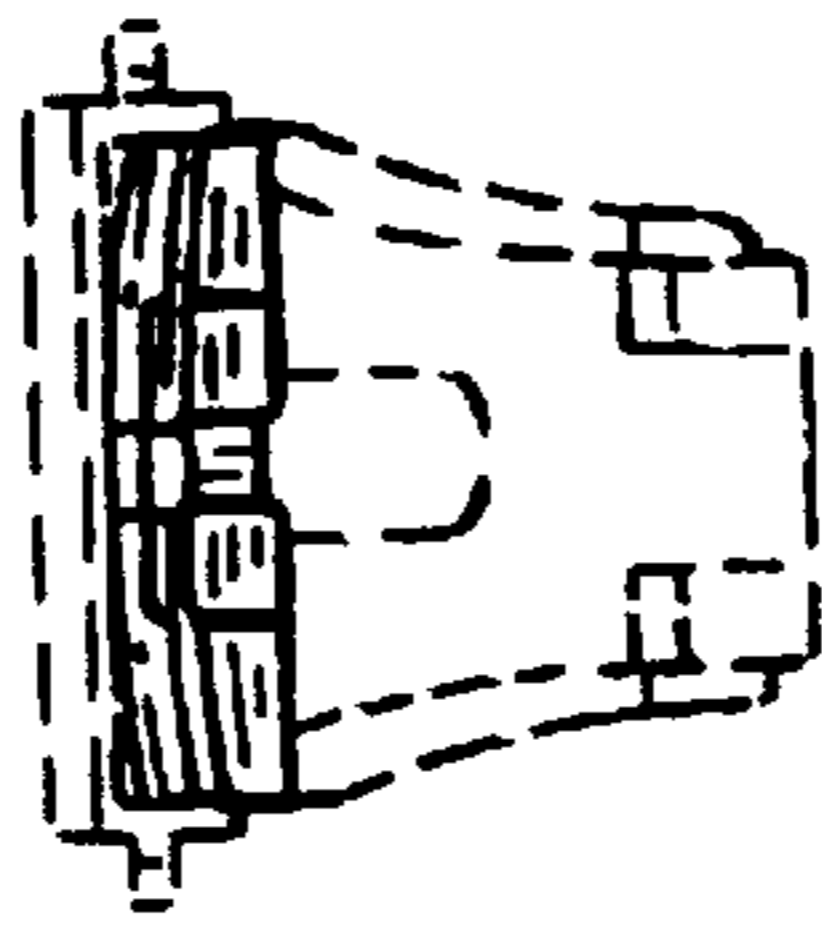


FIG. 6

