



US00D409502S

**United States Patent** [19]  
**Müller**

[11] **Patent Number: Des. 409,502**

[45] **Date of Patent: \*\* May 11, 1999**

[54] **WATCH**

[75] **Inventor: Jacques Müller, Reconvilier, Switzerland**

[73] **Assignee: Swatch AG (Swatch SA) (Swatch Ltd.), Bienne, Switzerland**

[\*\*] **Term: 14 Years**

[21] **Appl. No.: 29/091,692**

[22] **Filed: Aug. 4, 1998**

[30] **Foreign Application Priority Data**

Apr. 7, 1998 [WO] WIPO ..... DM/043644

[51] **LOC (6) Cl. .... 10-02**

[52] **U.S. Cl. .... D10/30; D10/38**

[58] **Field of Search .... D10/1-40, 122-132; 368/280-282, 276-277, 28-30, 285, 239-242, 82-84, 41-44**

[56] **References Cited**

**U.S. PATENT DOCUMENTS**

D. 312,579 12/1990 Aikawa ..... D10/22

- D. 339,749 9/1993 Ishizaka ..... D10/38
- D. 384,291 9/1997 Goto ..... D10/30
- D. 387,677 12/1997 Hanagata ..... D10/30
- D. 387,686 12/1997 Hanagata ..... D10/38
- D. 395,402 6/1998 Goto ..... D10/30
- D. 396,418 7/1998 Goto ..... D10/30

*Primary Examiner*—Nelson C. Holtje  
*Attorney, Agent, or Firm*—Collen Law Associates, P.C.

[57] **CLAIM**

The ornamental design for a watch, as shown and described.

**DESCRIPTION**

FIG. 1 is a top view of my new ornamental design for a watch;  
 FIG. 2 is a bottom view thereof;  
 FIG. 3 is a left side view thereof;  
 FIG. 4 is a right side view thereof;  
 FIG. 5 is a front view thereof;  
 FIG. 6 is a rear view thereof; and,  
 FIG. 7 is a front perspective view thereof.

**1 Claim, 2 Drawing Sheets**







*Fig. 1*




*Fig. 2*




*Fig. 3*



*Fig. 4*



*Fig. 5*



*Fig. 6*



*Fig. 7*