



US00D409465S

United States Patent [19]
Olix et al.

[11] **Patent Number: Des. 409,465**

[45] **Date of Patent: ** May 11, 1999**

[54] **PAIR OF SCISSORS**

[75] Inventors: **Christopher A. Olix**, Hornell; **Wayne J. West**, Little Genesee, both of N.Y.

[73] Assignee: **Heritage Cutlery, Inc.**, Bolivar, N.Y.

[**] Term: **14 Years**

[21] Appl. No.: **29/093,111**

[22] Filed: **Sep. 3, 1998**

[51] **LOC (6) Cl.** **08-03**

[52] **U.S. Cl.** **D8/57**

[58] **Field of Search** D8/57, 98; D24/143;
D28/10; D19/65, 99, 100; 30/194, 195,
230-235, 238, 252, 255-257, 120, 266,
145-146, 341, 268, 254, 349, 90.4, 90.6;
81/9.4, 1.51, 415, 416; 606/174, 205; D30/158;
76/106.5

[56] **References Cited**

U.S. PATENT DOCUMENTS

- D. 180,424 6/1957 Shwartz D8/57
- D. 242,425 11/1976 Backstrom D8/57
- D. 249,117 8/1978 Backstrom D8/57

- D. 254,421 3/1980 Backstrom D8/57
- D. 260,726 9/1981 Ishii D8/57
- D. 277,450 2/1985 Hayashi D8/57
- D. 329,792 9/1992 Chen D8/57
- 5,758,422 6/1998 Frank 30/230

Primary Examiner—Jeffrey Asch
Attorney, Agent, or Firm—Brown, Pinnisi & Michaels, P.C.

[57] **CLAIM**

The ornamental design for a pair of scissors, as shown and described.

DESCRIPTION

FIG. 1 is a front elevation view of a pair of scissors showing our design;
FIG. 2 is a side elevation view of our design the opposite side being a mirror image thereof;
FIG. 3 is a bottom view of our design;
FIG. 4 is a top view of our design;
FIG. 5 is a rear elevation view of our design; and,
FIG. 6 is a cross-sectional view of the handles of our design showing the crown (rounding) of the inside edges of the handles, since this feature is not visible in any of the other views.

1 Claim, 2 Drawing Sheets

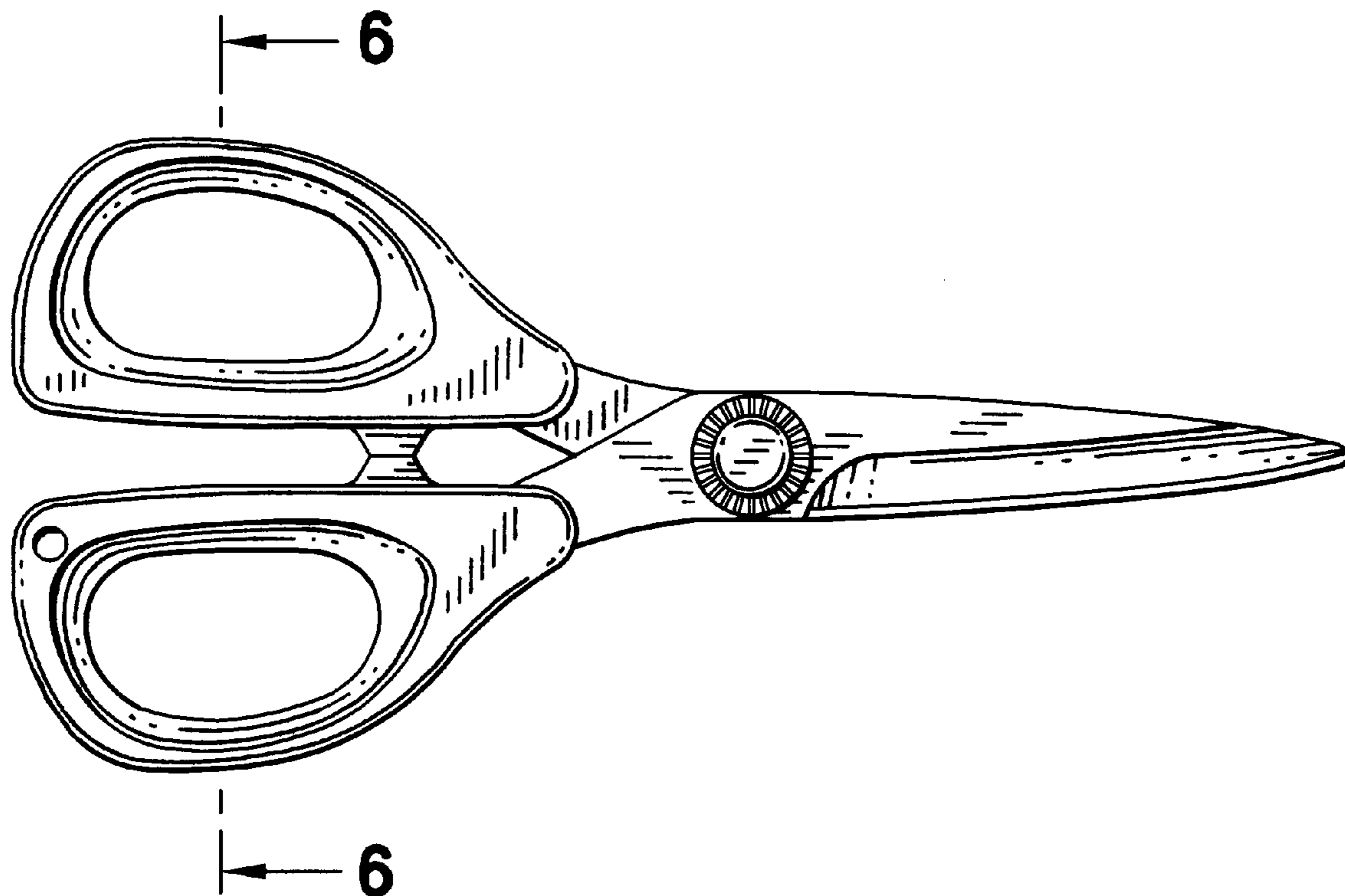




FIG. 3

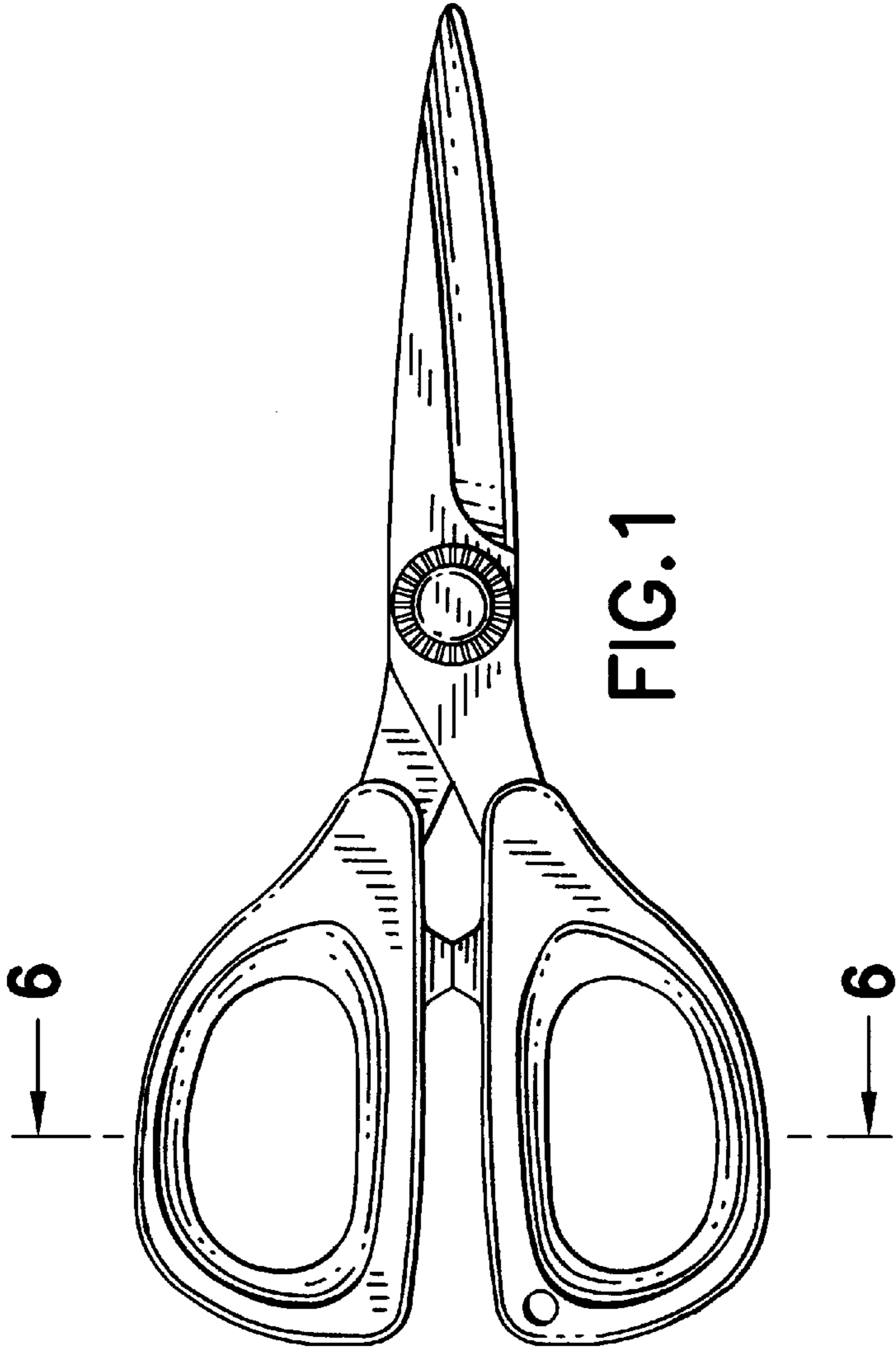


FIG. 1

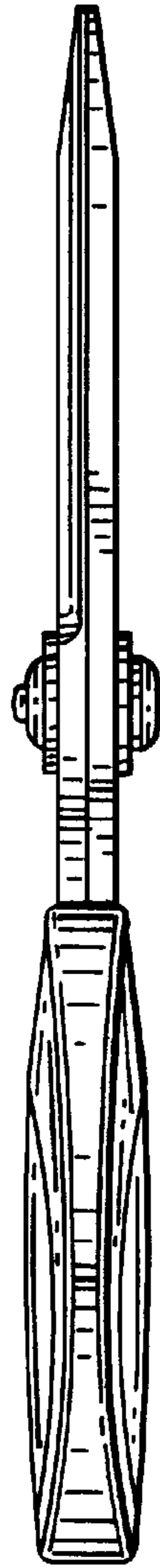


FIG. 2




FIG. 4

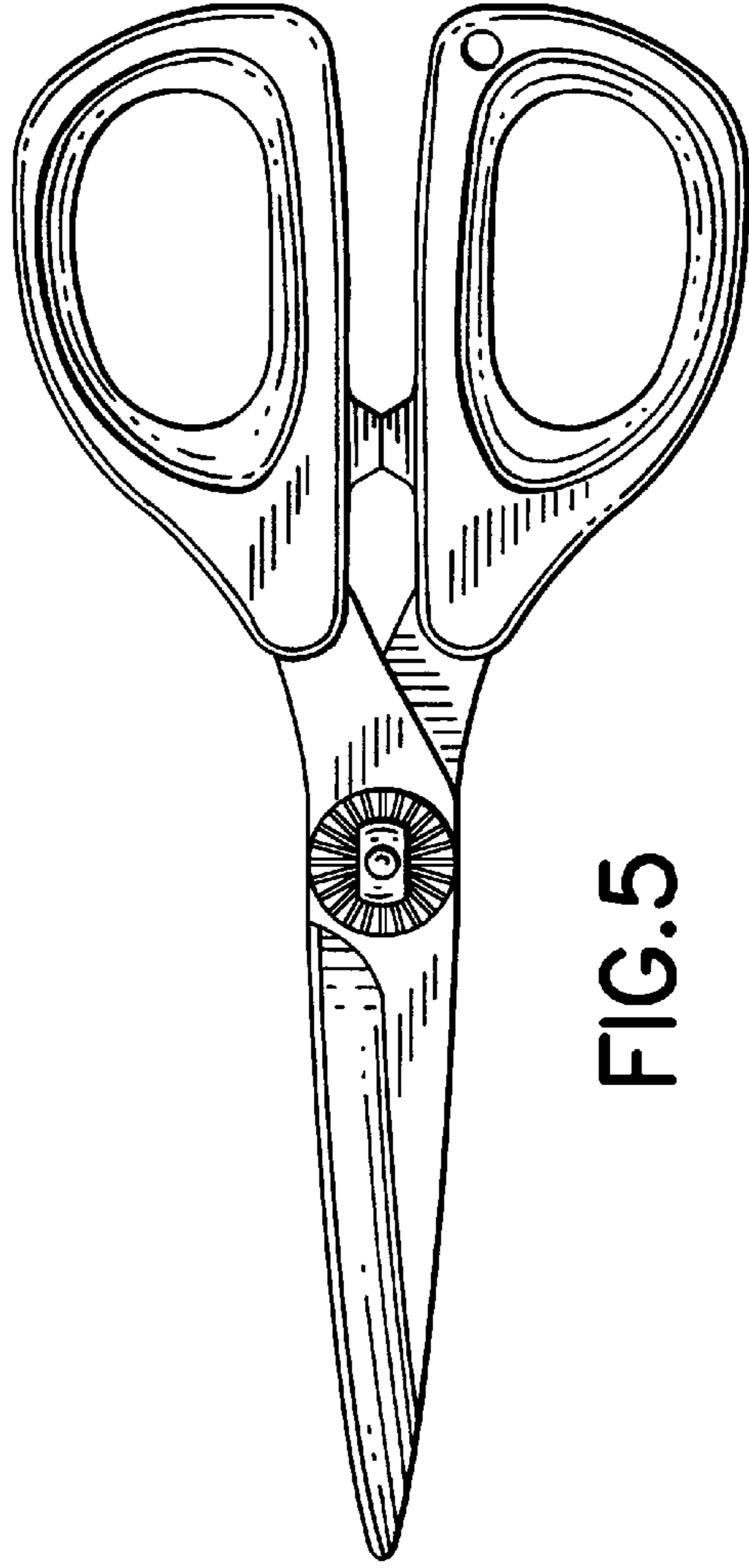


FIG. 5

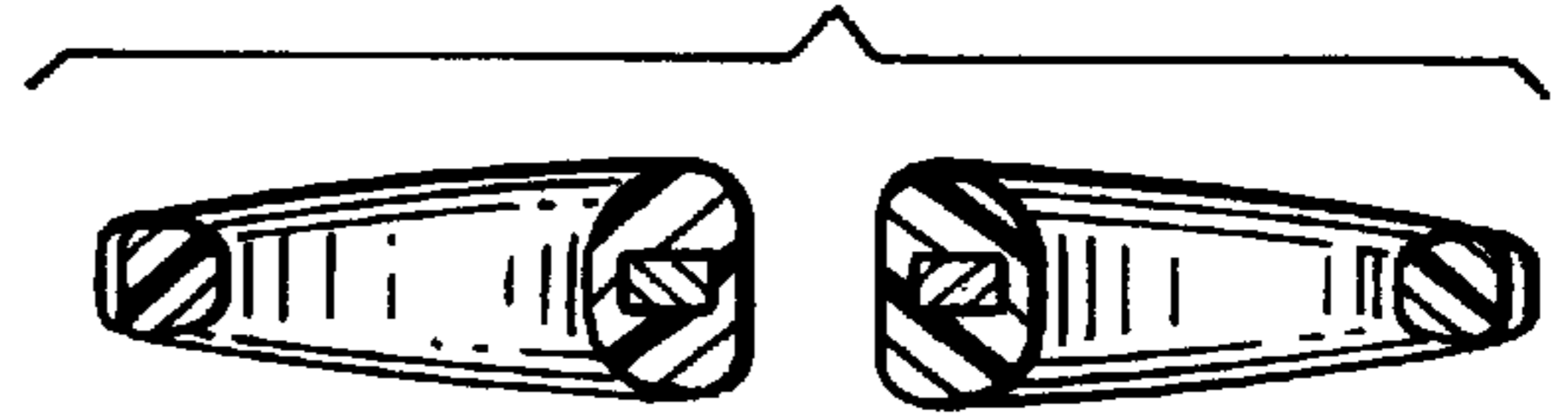


FIG. 6