



US00D409459S

United States Patent [19]
Churchman et al.

[11] **Patent Number:** **Des. 409,459**
[45] **Date of Patent:** **** May 11, 1999**

[54] **SHOVEL ATTACHMENT**

1,331,495 2/1920 Gibson .
5,503,445 4/1996 Fontaine 294/60

[76] Inventors: **Fred L. Churchman**, 451 Maxine Dr.,
Baton Rouge, La. 70808; **Jacob E. Cloessner**, 17012 General Pickett Ave.,
Baton Rouge, La. 70817

Primary Examiner—Holly Baynham
Attorney, Agent, or Firm—Joseph N. Breaux

[**] Term: **14 Years**

[57] **CLAIM**

We claim the ornamental design for a shovel attachment, as shown and described.

[21] Appl. No.: **29/093,220**

DESCRIPTION

[22] Filed: **Sep. 3, 1998**

[51] **LOC (6) Cl.** **08-01**

[52] **U.S. Cl.** **D8/10**

[58] **Field of Search** D8/10; 294/49,
294/57, 60; D32/40, 39


FIG. 1 is a top plan view of our shovel attachment design.
FIG. 2 is a back side view of the shovel attachment.
FIG. 3 is an underside plan view of the shovel attachment.
FIG. 4 is a front side view of the shovel attachment.
FIG. 5 is a right side view of the shovel attachment, the left side being a mirror image thereof.
FIG. 6 is a sectional view of the shovel attachment along the line 6—6 of FIG. 4; and,
FIG. 7 is a perspective view of the shovel attachment attached to a representative shovel, the shovel being shown in dashed lines and representing no part of our shovel attachment design.

[56] **References Cited**

U.S. PATENT DOCUMENTS

332,132	12/1885	Anthony .	
D. 358,238	5/1995	Barnett	D32/40 X
493,110	3/1893	Orthuein .	
536,230	3/1895	Page .	
1,136,754	4/1915	Arnow .	
1,198,930	9/1916	Krentel .	

1 Claim, 2 Drawing Sheets



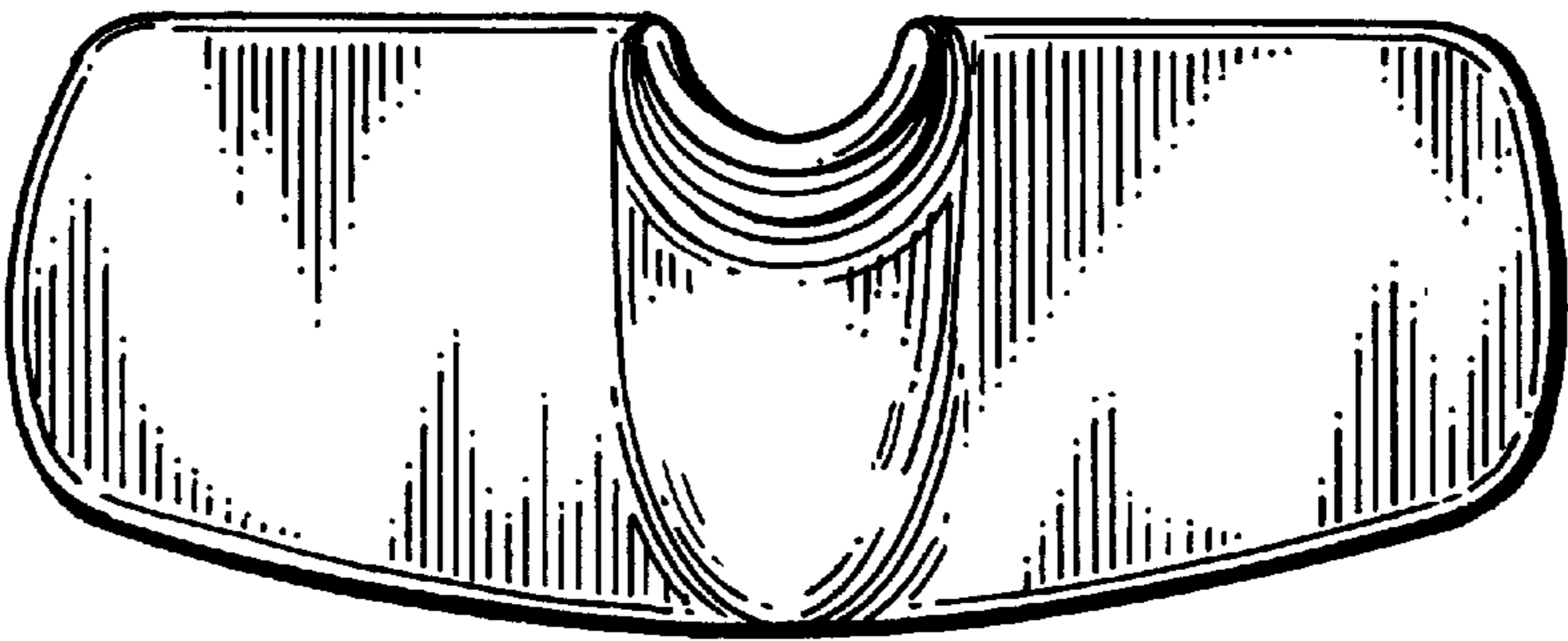


FIG. 1.




FIG. 2.

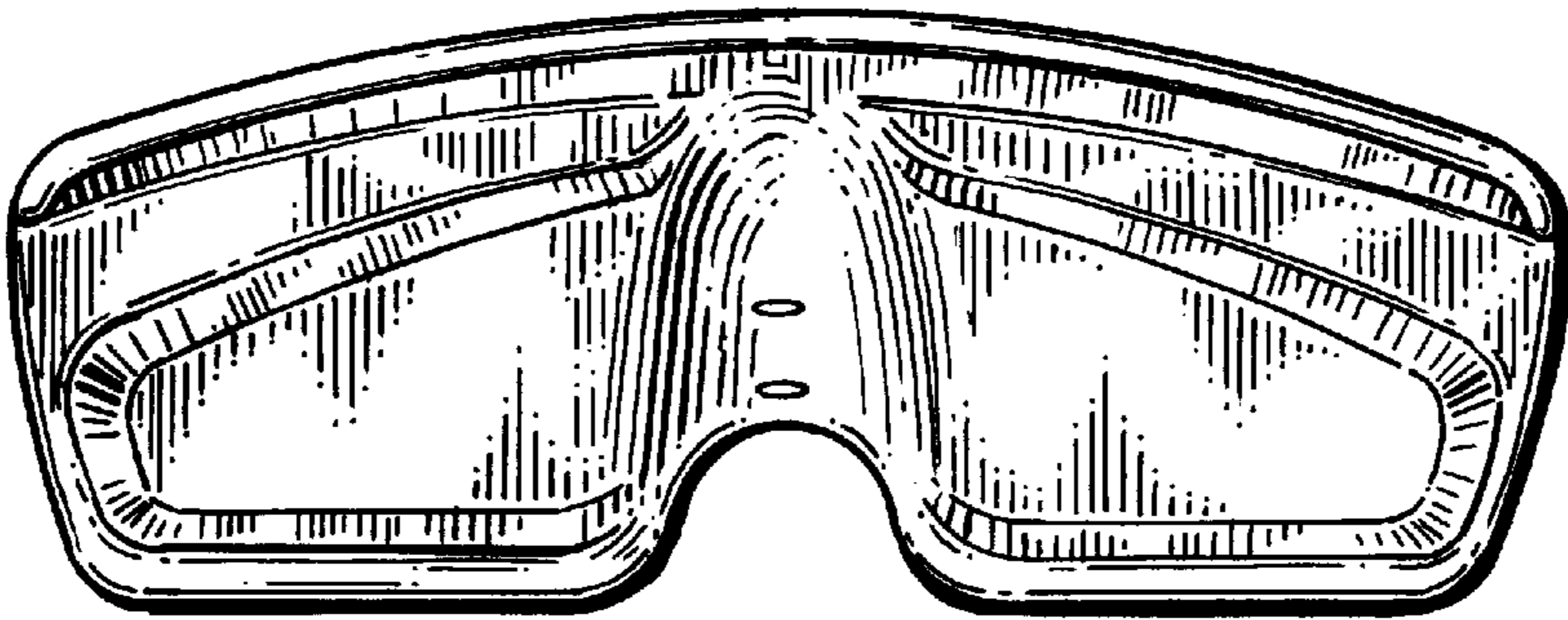


FIG. 3.

