



US00D409456S

United States Patent [19]

[11] Patent Number: **Des. 409,456**

Deslandes

[45] Date of Patent: **** May 11, 1999**

[54] **SPICE RACK**

D. 314,094	1/1991	Bush et al.	D6/436
D. 342,846	1/1994	Stefanowicz	D6/479
D. 391,783	3/1998	Neufeld	D6/437

[76] Inventor: **Robert Deslandes**, 3095, rue des Emeraudes, #202, St-Hubert, QC, Canada, H4N 2R1

Primary Examiner—Terry A. Wallace

[**] Term: **14 Years**

[57] **CLAIM**

The ornamental design for a spice rack, as shown.

[21] Appl. No.: **29/085,940**

DESCRIPTION

[22] Filed: **Apr. 2, 1998**

[51] **LOC (6) Cl.** **06-04**

[52] **U.S. Cl.** **D7/703; D6/478**

[58] **Field of Search** D7/701, 703, 707, D7/708; D6/432, 436, 437, 448, 447-479; 108/106-108, 111, 114; 211/123; 312/204

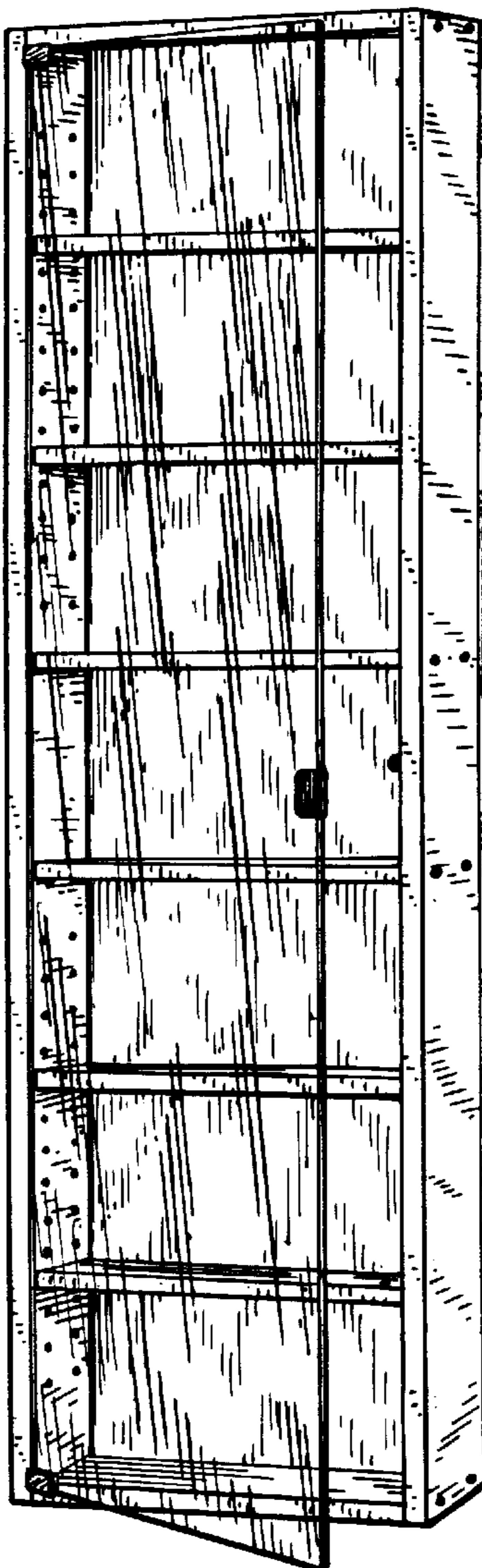
FIG. 1 is an front perspective view of a spice rack showing my new design;
 FIG. 2 is an front elevational view thereof;
 FIG. 3 is a bottom plan view thereof;
 FIG. 4 is a right side elevational view thereof; the left side view being a mirror image;
 FIG. 5 is a rear elevational view thereof;
 FIG. 6 is a top plan view thereof; and,
 FIG. 7 is a broken enlarged front view of line 7 of FIG. 2 thereof.

[56] **References Cited**

U.S. PATENT DOCUMENTS

D. 238,535	1/1976	Daniels	D7/701 X
D. 283,769	5/1986	Cohn	D6/448 X

1 Claim, 2 Drawing Sheets



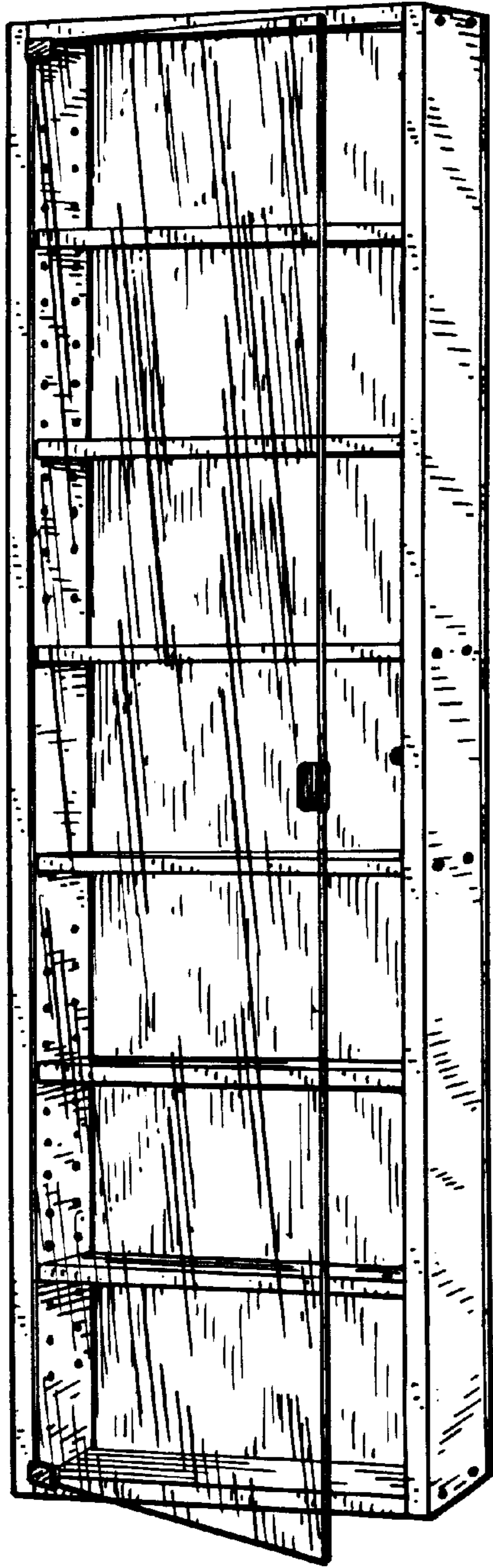


Fig.1

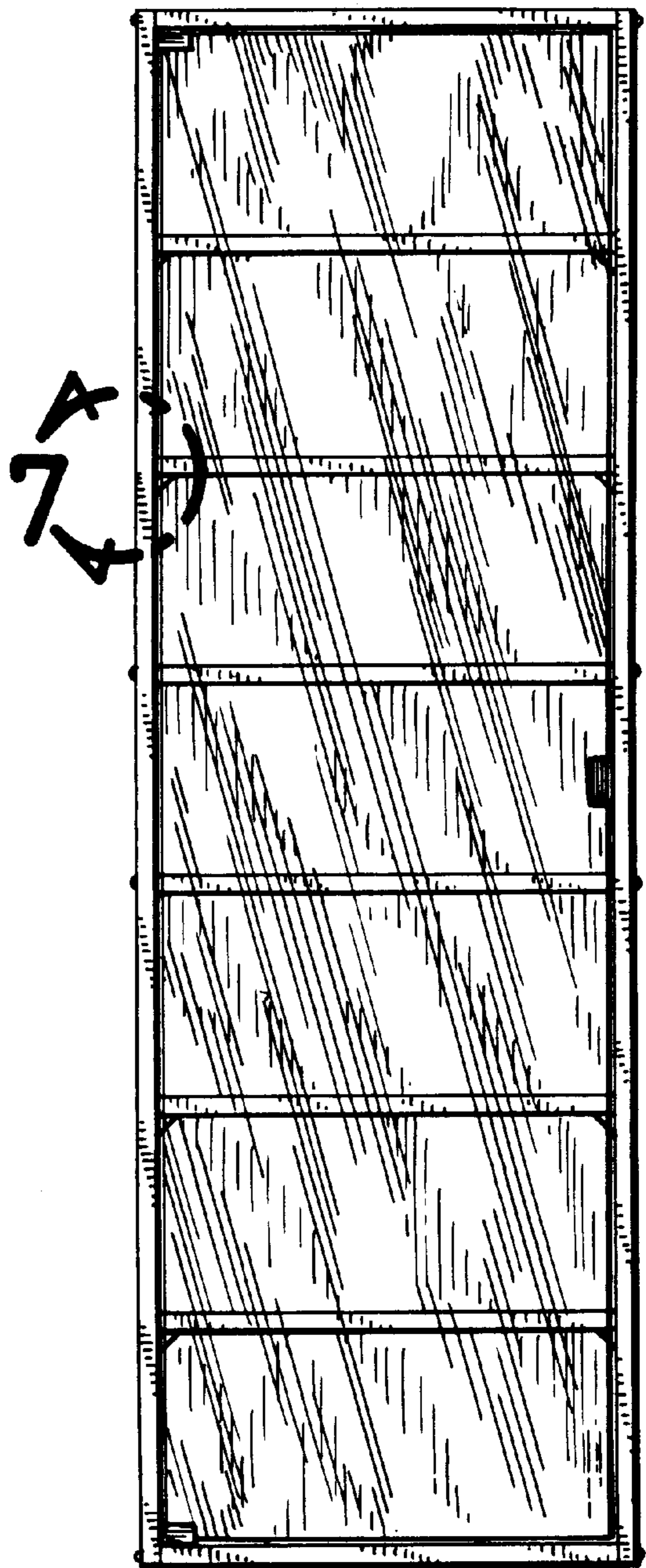


Fig.2




Fig.3

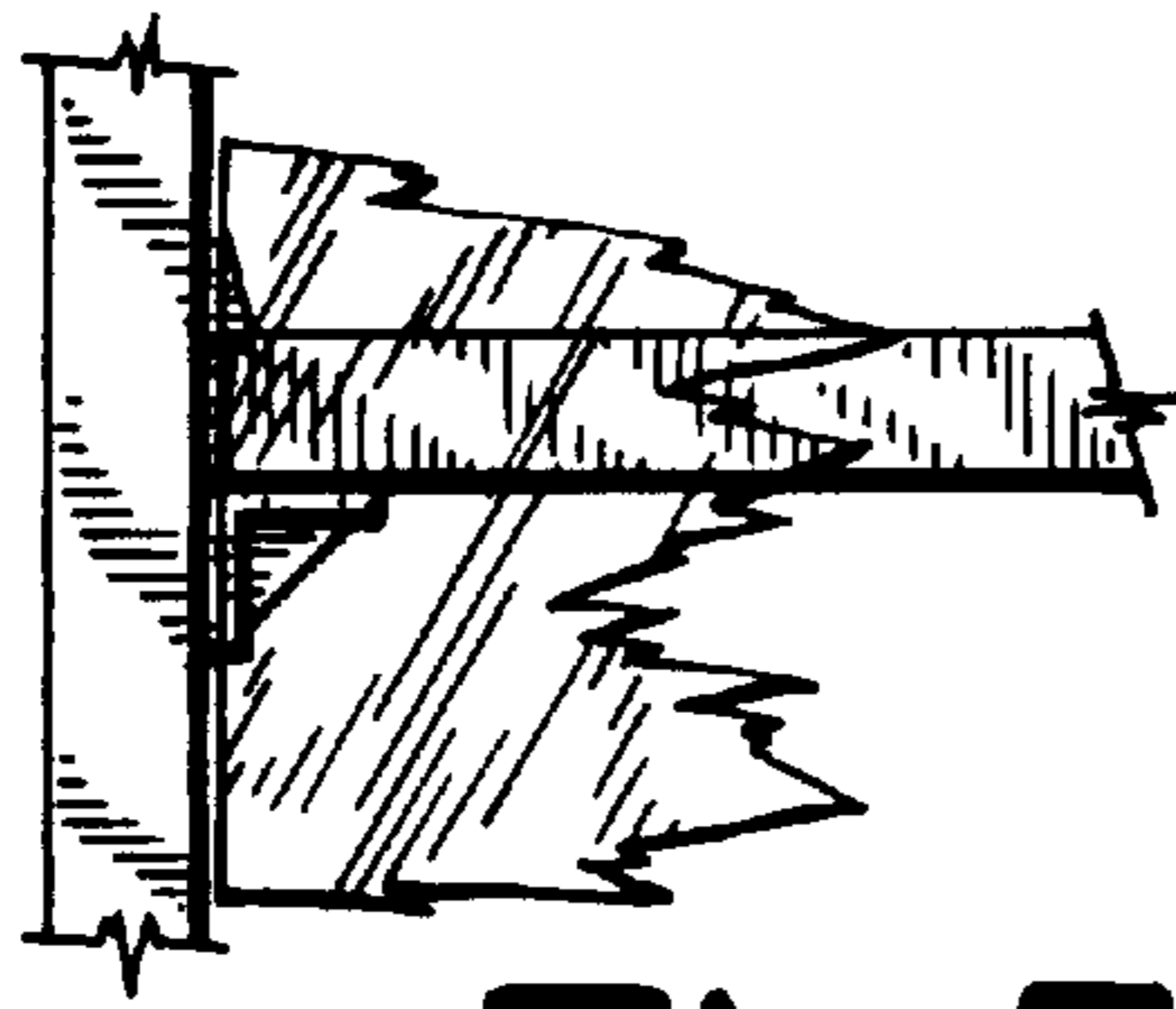


Fig.7




Fig.6



Fig.4

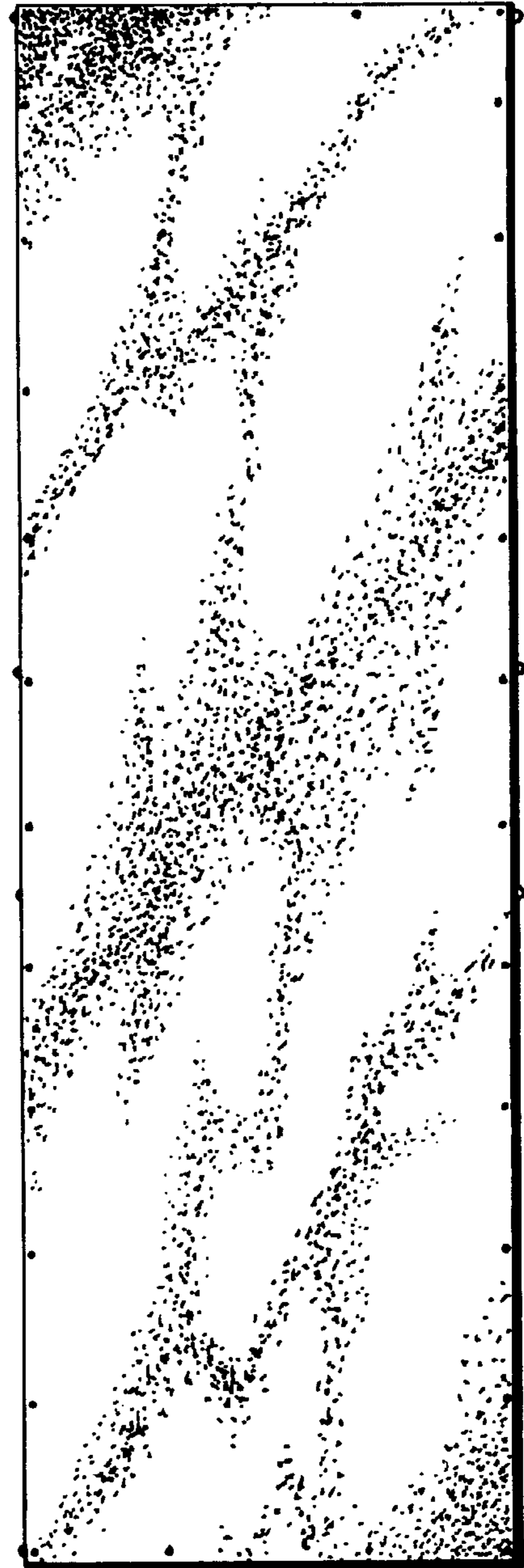


Fig.5