



US00D409447S

# United States Patent [19] Henry

[11] **Patent Number: Des. 409,447**

[45] **Date of Patent: \*\* May 11, 1999**

[54] **CASSEROLE DISH WITH LID**

[75] Inventor: **Jacques Henry, La Vignal, France**

[73] Assignee: **La Bourguignonne, Roanne, France**

[\*\*] Term: **14 Years**

[21] Appl. No.: **29/088,637**

[22] Filed: **May 28, 1998**

[51] **LOC (6) Cl. .... 07-01**

[52] **U.S. Cl. .... D7/542; D7/538; D7/360; D7/545**

[58] **Field of Search ..... D7/538, 542, 543, D7/540, 545, 547, 601, 607, 356, 354, 360; 126/373; 220/912, 4.24**

[56] **References Cited**

### U.S. PATENT DOCUMENTS

|            |         |               |       |        |
|------------|---------|---------------|-------|--------|
| D. 91,075  | 11/1933 | Miller        | ..... | D7/542 |
| D. 96,141  | 7/1935  | Smith         | ..... | D7/542 |
| D. 110,678 | 7/1938  | Smith         | ..... | D7/542 |
| D. 117,858 | 11/1939 | Thorley       | ..... | D7/545 |
| D. 134,334 | 11/1942 | Kapner et al. | ..... | D7/538 |
| D. 206,452 | 12/1966 | Latham        | ..... | D7/542 |

|            |         |               |       |           |
|------------|---------|---------------|-------|-----------|
| D. 326,797 | 6/1992  | Pomroy et al. | ..... | D7/538    |
| D. 328,836 | 8/1992  | Unger         | ..... | D7/542    |
| D. 337,696 | 7/1993  | Sun           | ..... | D7/542    |
| D. 338,373 | 8/1993  | Sun           | ..... | D7/540    |
| 4,294,371  | 10/1981 | Davis         | ..... | 220/4.24  |
| 4,373,511  | 2/1983  | Miles et al.  | ..... | 126/373 X |

*Primary Examiner*—M. N. Pandozzi

*Attorney, Agent, or Firm*—Abelman, Frayne & Schwab

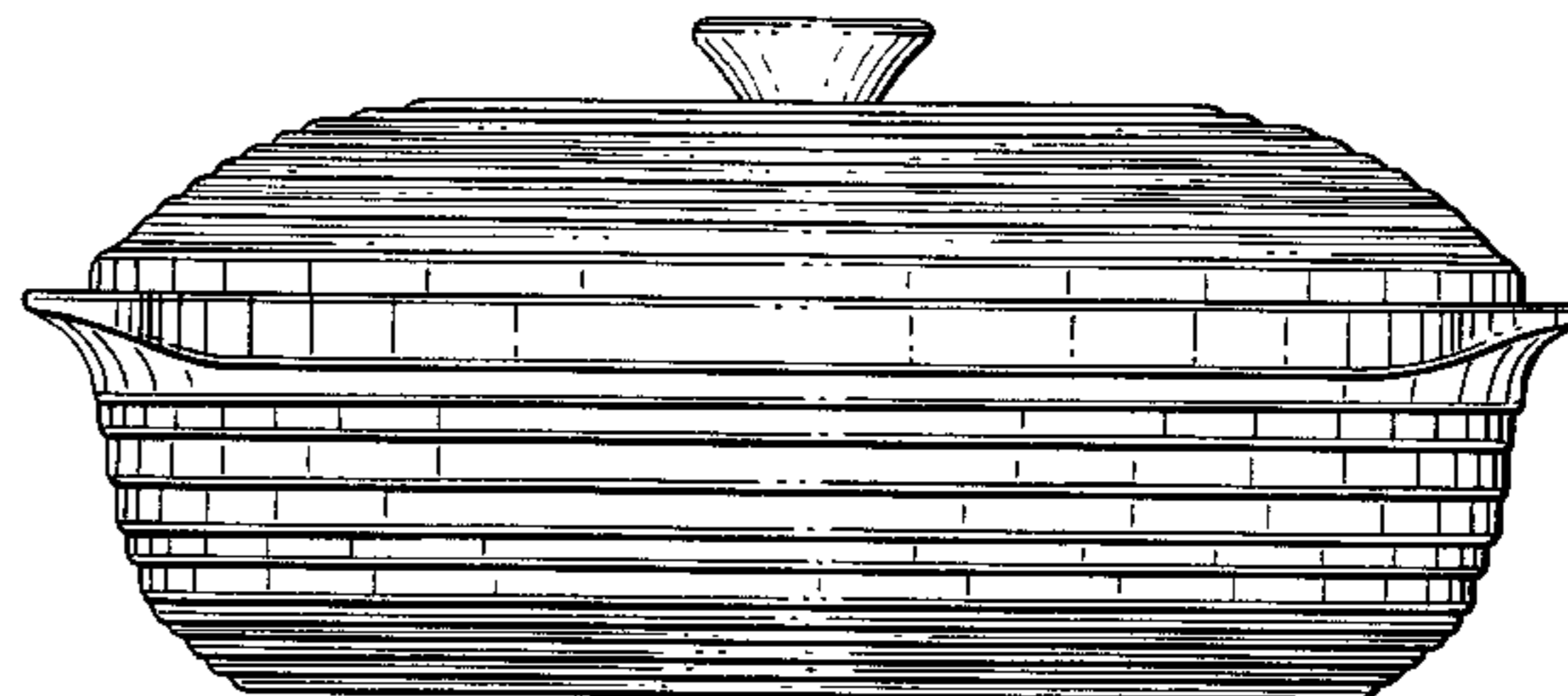

### [57] **CLAIM**

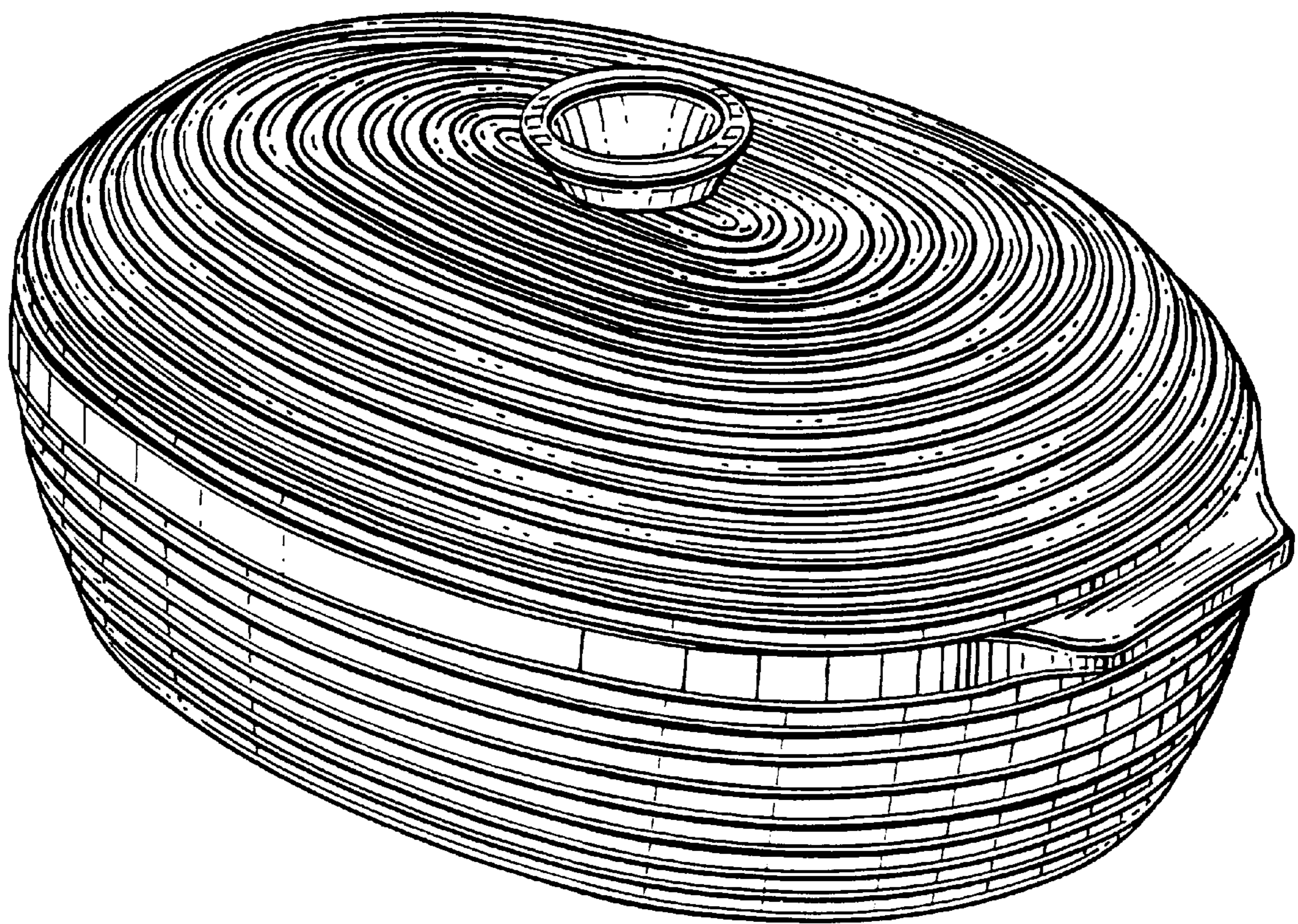
The ornamental design for casserole dish with lid, as shown and described.

### **DESCRIPTION**

FIG. 1 is a perspective view of a casserole dish with lid showing my new design;  
 FIG. 2 is a top plan view thereof;  
 FIG. 3 is a side elevational view thereof;  
 FIG. 4 is a side elevational view taken at 90 degrees from the view of FIG. 3;  
 FIG. 5 is a bottom plan view thereof; and,  
 FIG. 6 is an exploded perspective view of the ceramic baking or serving dish of FIG. 1 with the lid raised to show the interior of the dish.

**1 Claim, 4 Drawing Sheets**


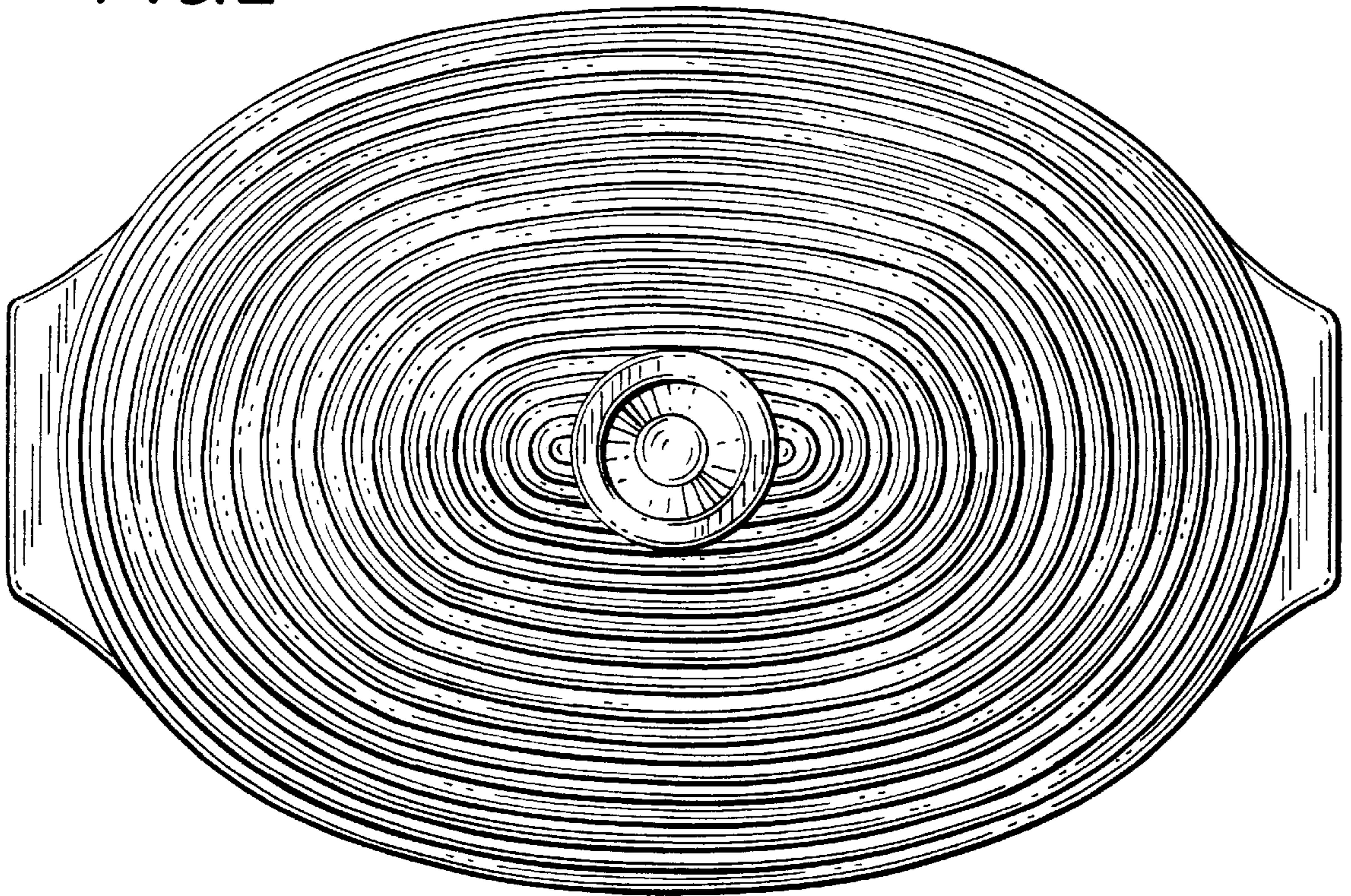




*FIG. 1*




*FIG. 2*

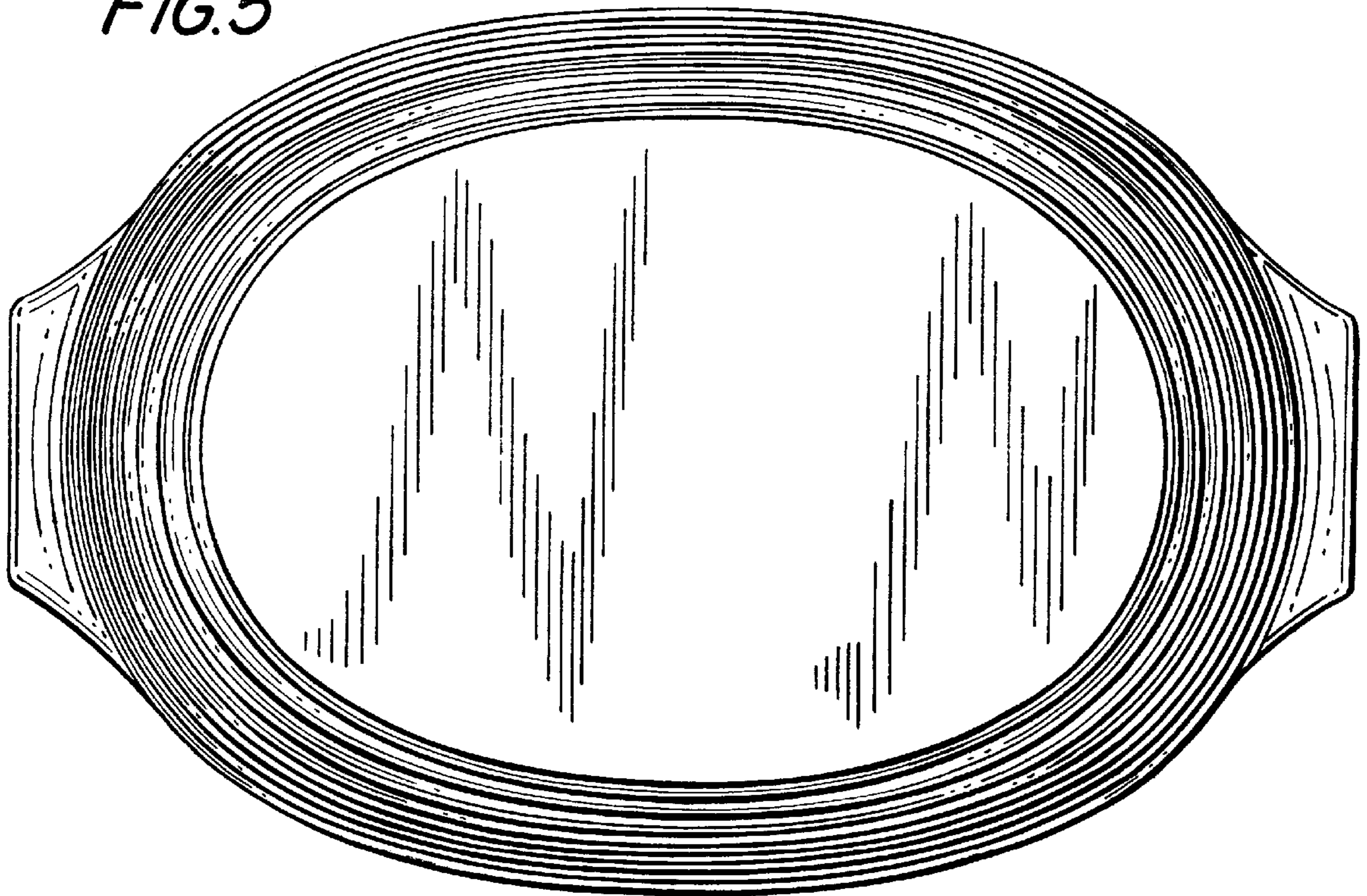


*FIG. 3*

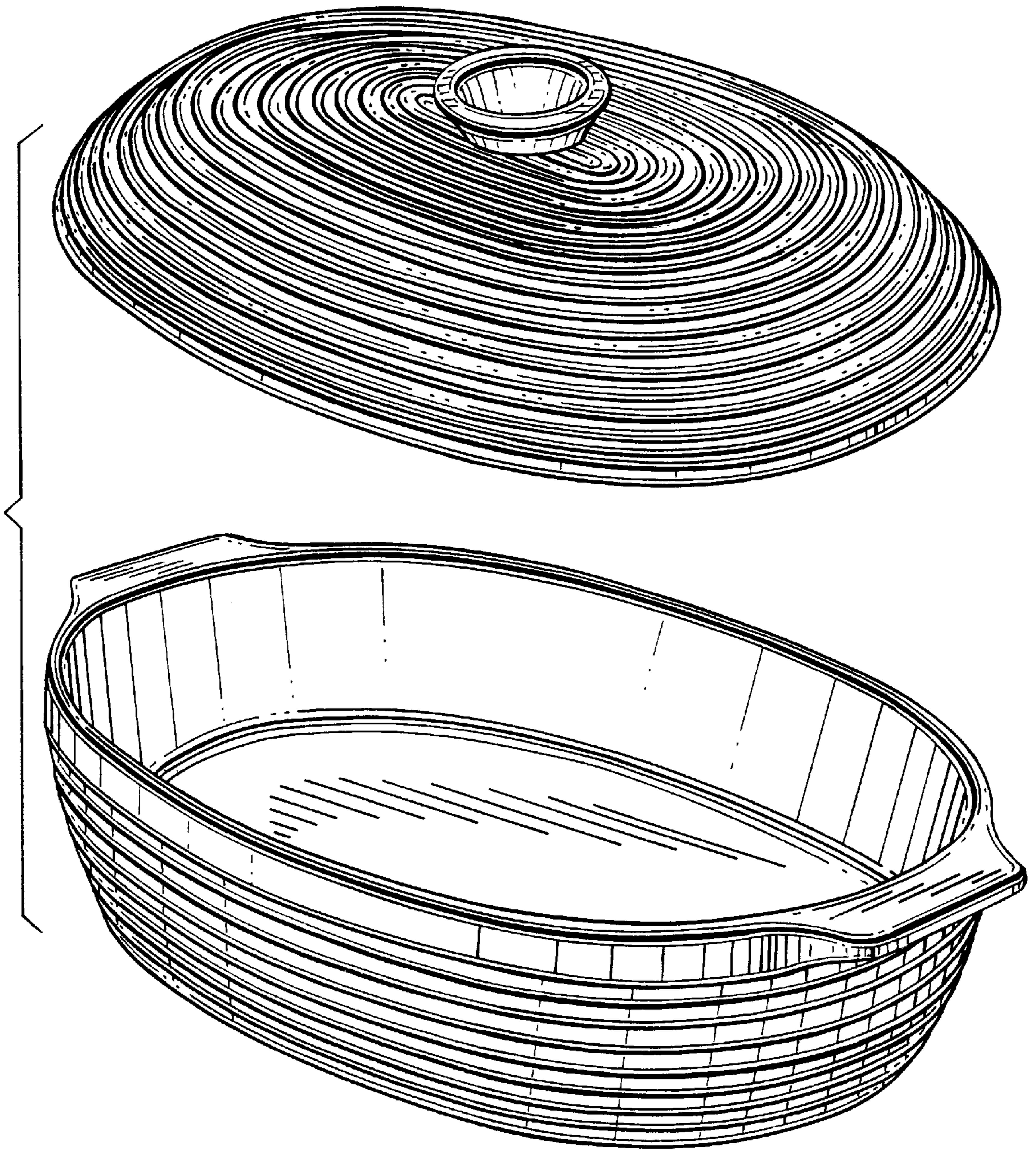
*FIG. 4*



*FIG. 5*







*FIG. 6*