



US00D409442S

United States Patent [19]

Kilpatrick et al.

[11] Patent Number: Des. 409,442

[45] Date of Patent: ** May 11, 1999

[54] **DUAL CHAMBER DRINKING CUP**

[75] Inventors: **Timothy S. Kilpatrick**, Fort Worth;
Alan Beach, Carrollton, both of Tex.

[73] Assignees: **Pescor Plastics, Inc.**, Fort Worth; **The Southland Corporation**, Dallas, both of Tex.

[**] Term: **14 Years**

[21] Appl. No.: **29/083,898**

[22] Filed: **Feb. 19, 1998**

[51] **LOC (6) Cl.** **07-01**

[52] **U.S. Cl.** **D7/513; D7/509**

[58] **Field of Search** D7/536, 533, 510,
D7/511, 523, 509, 513, 512, 532, 534,
619, 622, 535, 531, 514, 300, 312, 316,
317, 318; 270/553, 555, 609, 771, 755,
671, 662, 676, 675, 705, 700, 707, 756;
215/382; 229/400; 220/DIG. 14

[56] **References Cited**

U.S. PATENT DOCUMENTS

D. 169,370	4/1953	Greenspan .	
D. 258,796	4/1981	Paulides	D7/513
D. 273,651	5/1984	Emrick	D7/523
D. 362,368	9/1995	Willbrandt .	
2,861,716	11/1958	Kramer	D7/523 X
2,896,809	7/1959	Metzger et al.	220/553
3,079,027	2/1963	Edwards .	
3,128,029	4/1964	Price et al.	D7/523 X
3,261,494	7/1966	Walker, Jr.	D7/513 X
3,568,878	3/1971	Fotos	229/400
3,703,255	11/1972	Wade	229/400

4,039,435	8/1977	Narva .	
4,703,849	11/1987	Vezirian et al.	220/555 X
4,802,406	2/1989	Bouldin	D7/318 X
4,955,503	9/1990	Propes	220/555 X
5,076,433	12/1991	Howes	229/400 X
5,242,071	9/1993	Goebel	D7/513 X
5,753,289	5/1998	Ness	220/555 X

FOREIGN PATENT DOCUMENTS

308677 9/1997 New Zealand .

OTHER PUBLICATIONS

Berry Sterling Brochure "The Shapes of Things To Come"; 1995.

Primary Examiner—M. N. Pandozzi
Attorney, Agent, or Firm—Nixon & Vanderhye P.C.

[57] **CLAIM**

The ornamental design for a "dual chamber drinking cup," as shown and described.

DESCRIPTION

FIG. 1 is a front elevational view of a dual chamber drinking cup showing our new design; FIG. 2 is a side elevational view, the opposite side being a mirror image thereof; FIG. 3 is a top plan view; FIG. 4 is a bottom plan view; and, FIG. 5 is a cross-sectional view thereof in stacked position. The broken line showing of a lid in FIGS. 1 & 2 and support feet in FIGS. 1, 2, 4, and the second cup in FIG. 5, are for illustrative purposes only and form no part of the claimed design.

1 Claim, 4 Drawing Sheets


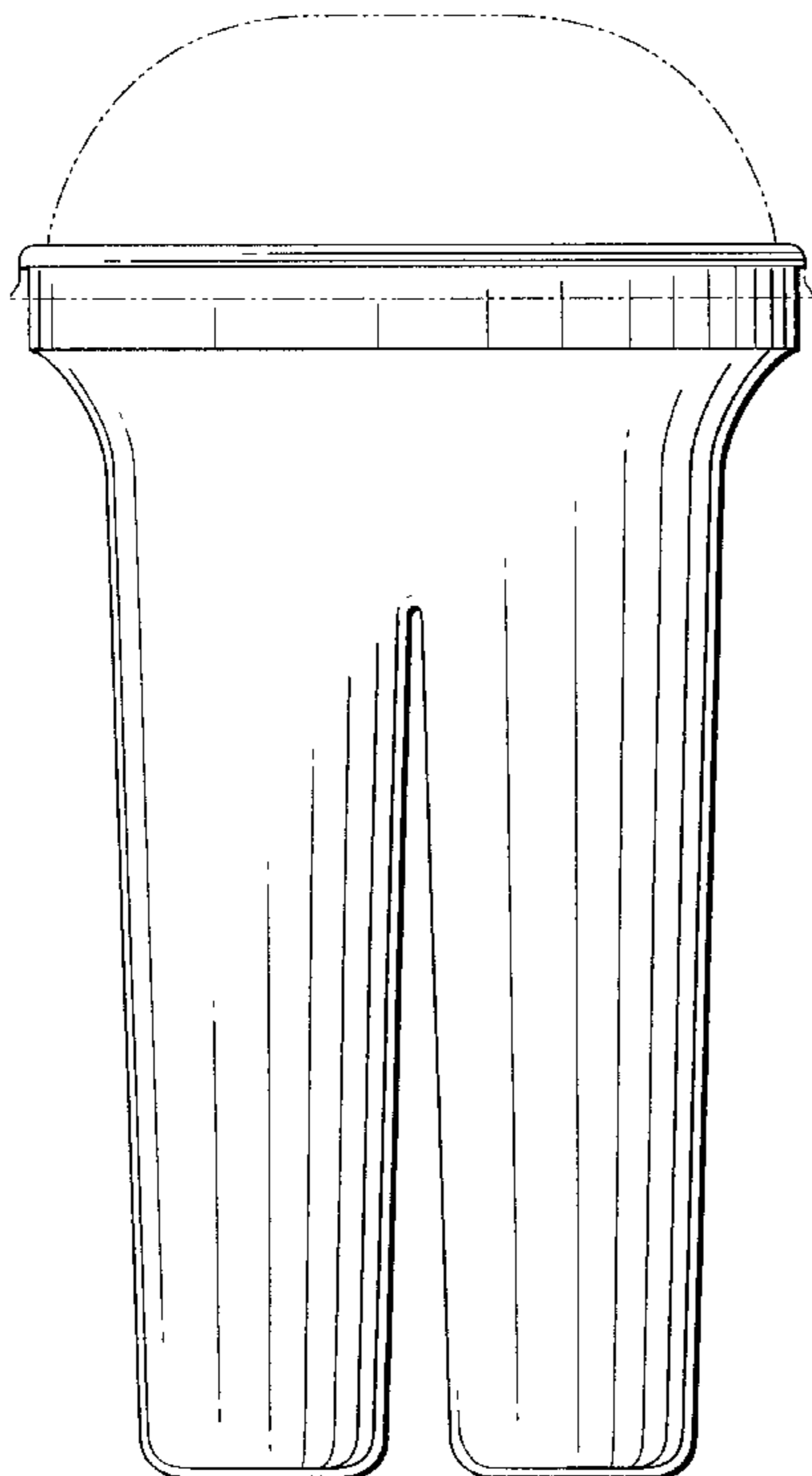


Fig. 1

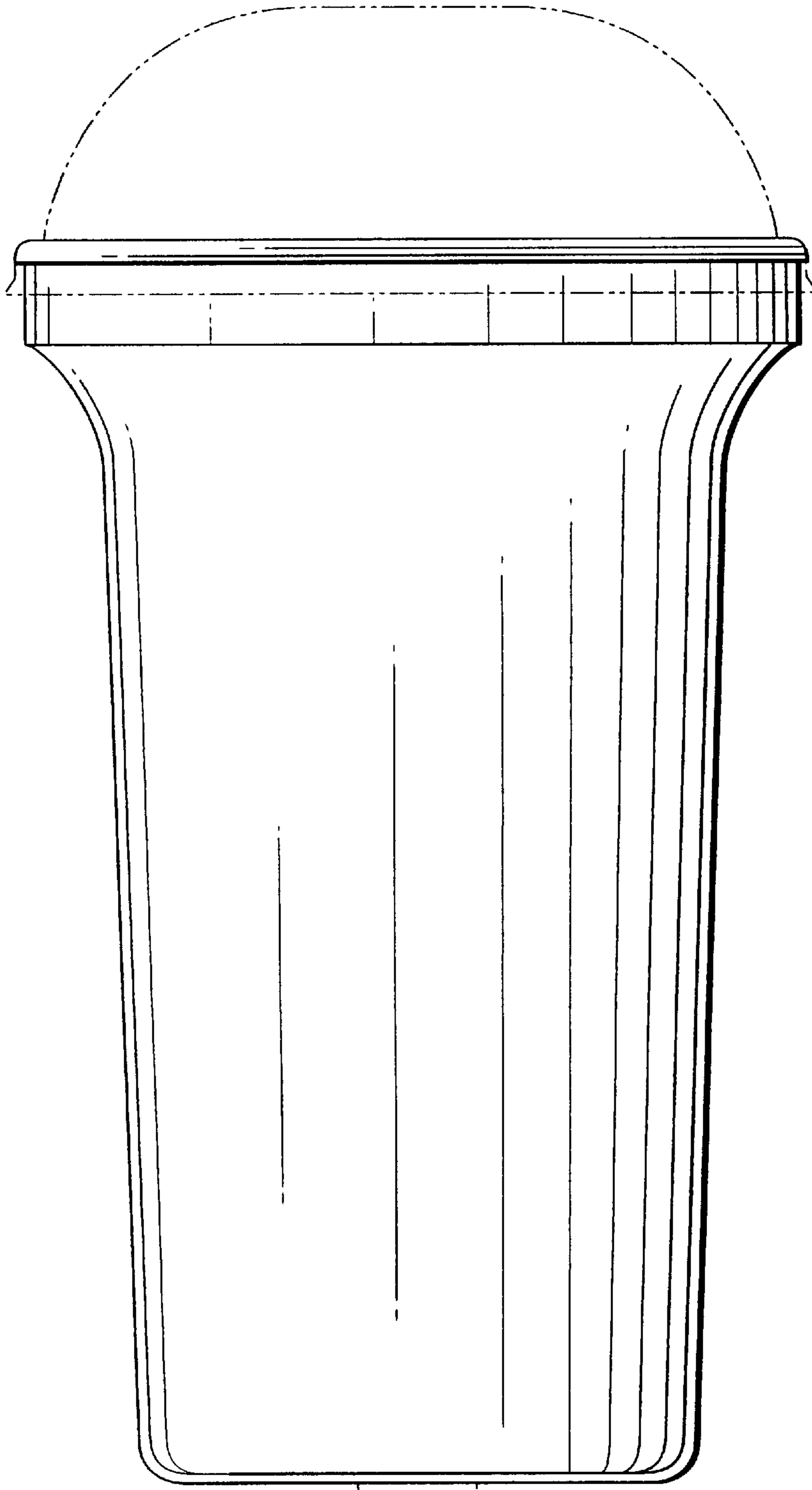


Fig. 2

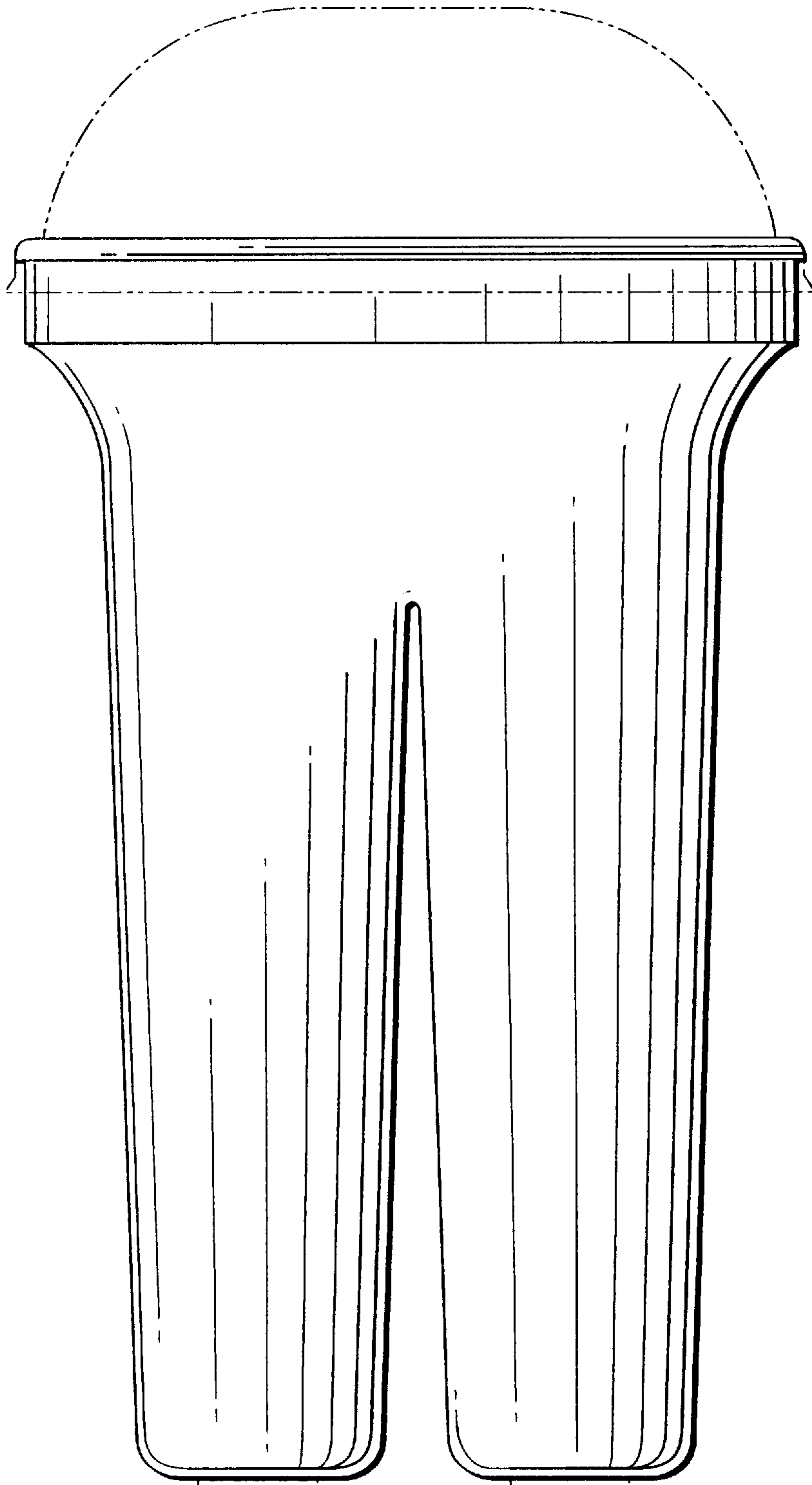


Fig. 3




Fig. 4

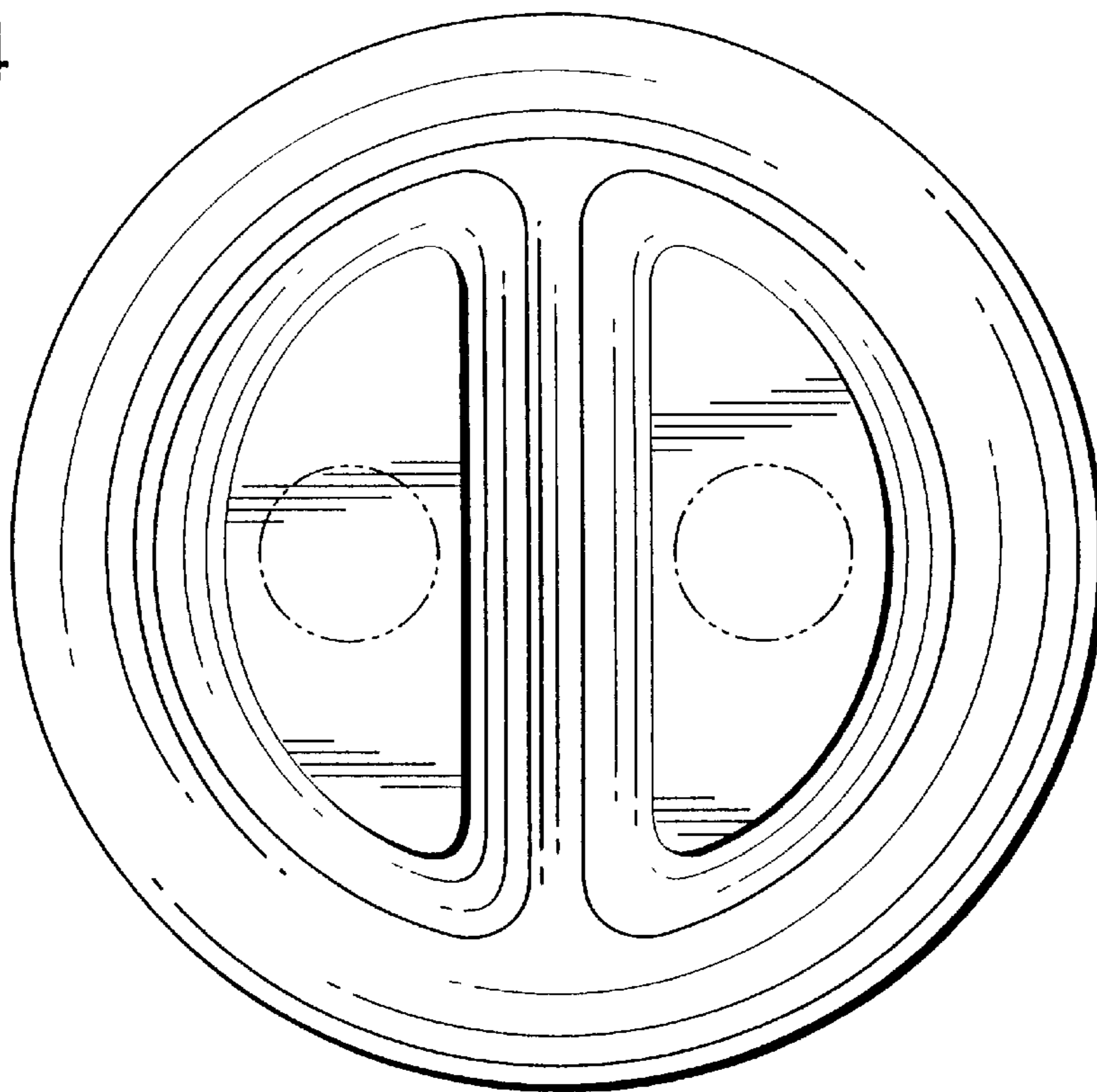


Fig. 5

