



US00D409417S

United States Patent [19]

[11] Patent Number: Des. 409,417

Belsito

[45] Date of Patent: ** May 11, 1999

[54] GOLF TOOL COLLECTORS DISPLAY RACK

Attorney, Agent, or Firm—James F. Baird

[76] Inventor: Salvatore J. Belsito, 103 Boston Turnpike, Shrewsbury, Mass. 01545

[57] CLAIM

[**] Term: 14 Years

The ornamental design for a golf tool collectors display rack, as shown and described.

[21] Appl. No.: 29/087,801

DESCRIPTION

[22] Filed: May 9, 1998

FIG. 1 is a front perspective view taken from the left end of a golf tool collectors display rack showing my new design; FIG. 2 is a front elevation view thereof, on a reduced scale; FIG. 3 is a rear elevation view of FIG. 2;

[51] LOC (6) Cl. 06-04

[52] U.S. Cl. D6/469; D6/477

[58] Field of Search D6/477-479, 552, D6/553, 569-572, 469; 211/40, 42, 90.04, 94.02, 85.2, 133.1, 134, 135, 186-188, 85.7; 206/315.1, 315.9, 349, 564; 312/245

FIG. 4 is a left end elevation view thereof, the right end elevation view being a mirror image of the left end elevation view shown;

FIG. 5 is a top plan view thereof;

[56] References Cited

U.S. PATENT DOCUMENTS

D. 141,750	7/1945	Coates	D6/570
D. 303,193	9/1989	Rimer	D6/569
D. 366,584	1/1996	Ellis	D6/552
D. 377,427	1/1997	Ashton, II	D6/474
D. 392,130	3/1998	Wangler	D6/511
D. 396,161	7/1998	Coglin	D6/574

FIG. 6 is a bottom plan view thereof;

FIG. 7 is a top plan view thereof, with part of the center portion shown cut away for clarity of illustration; and,


FIG. 8 is front upward looking perspective view taken from the bottom lower right.

The broken line representation of golf tools in FIG. 1 is for illustrative purposes only and forms no part of the claimed design.

Primary Examiner—Doris V. Coles

Assistant Examiner—Linda Brooks

1 Claim, 4 Drawing Sheets



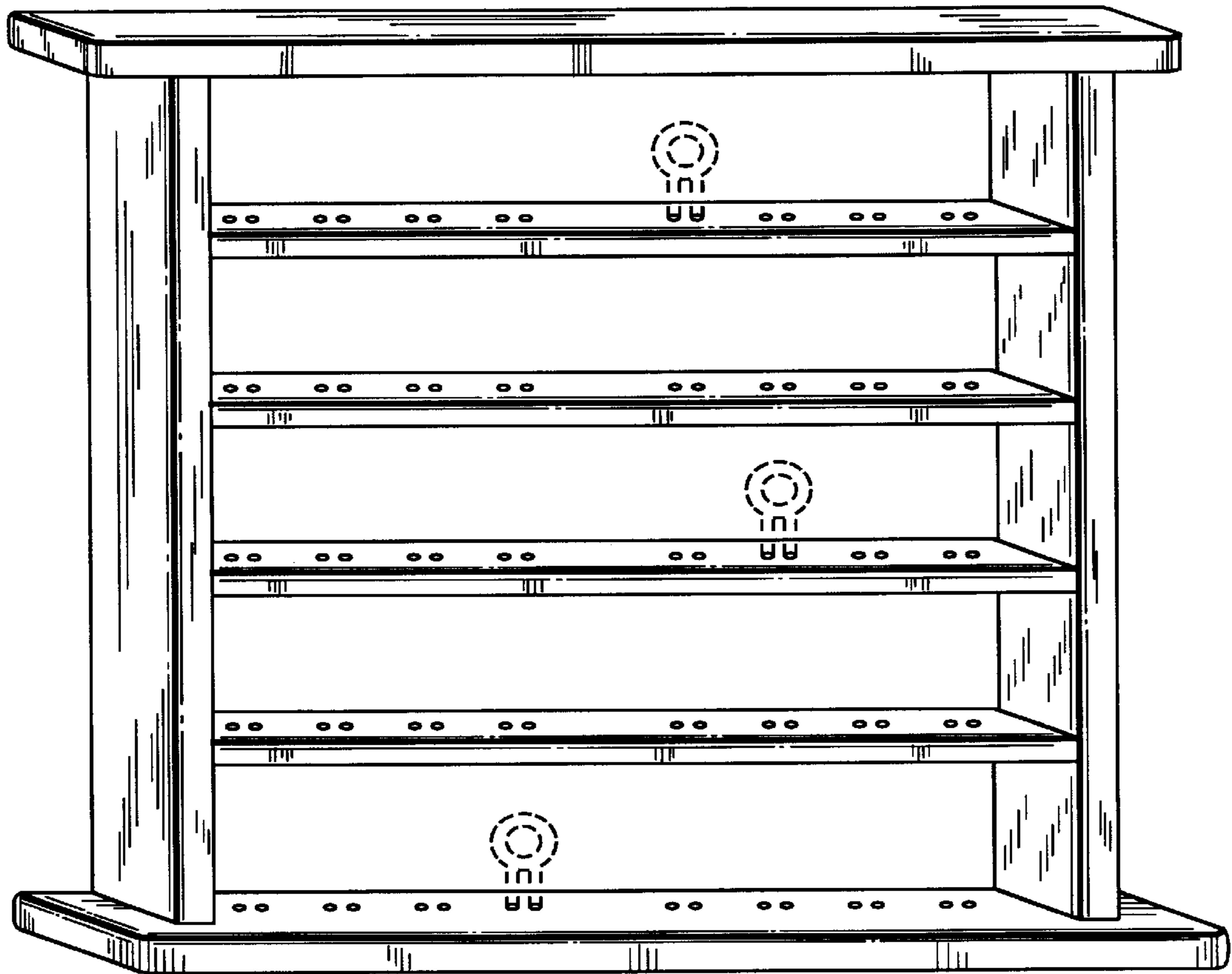


FIG. 1

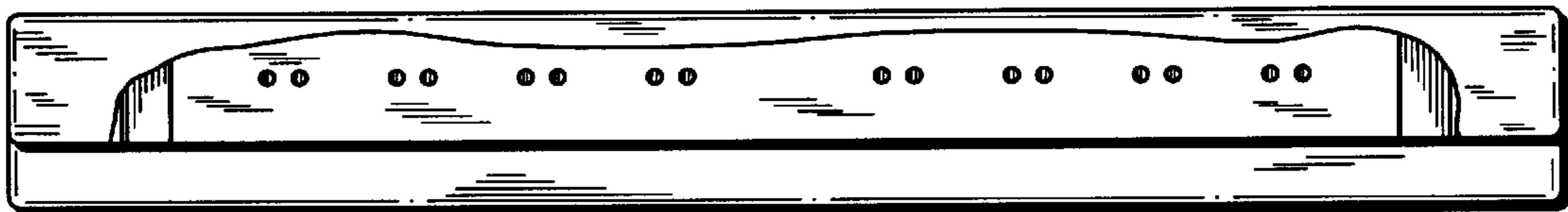


FIG. 7

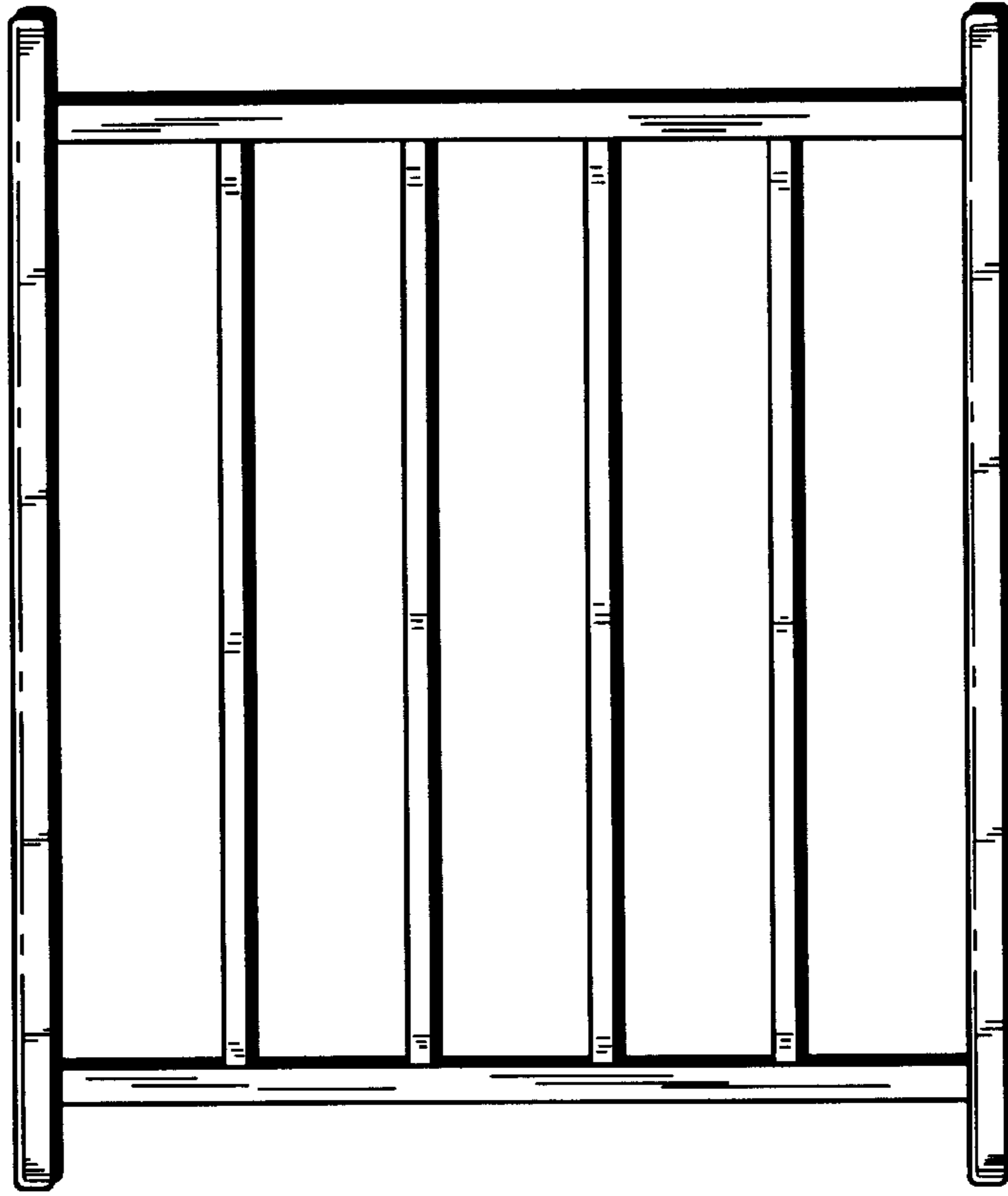


FIG. 3

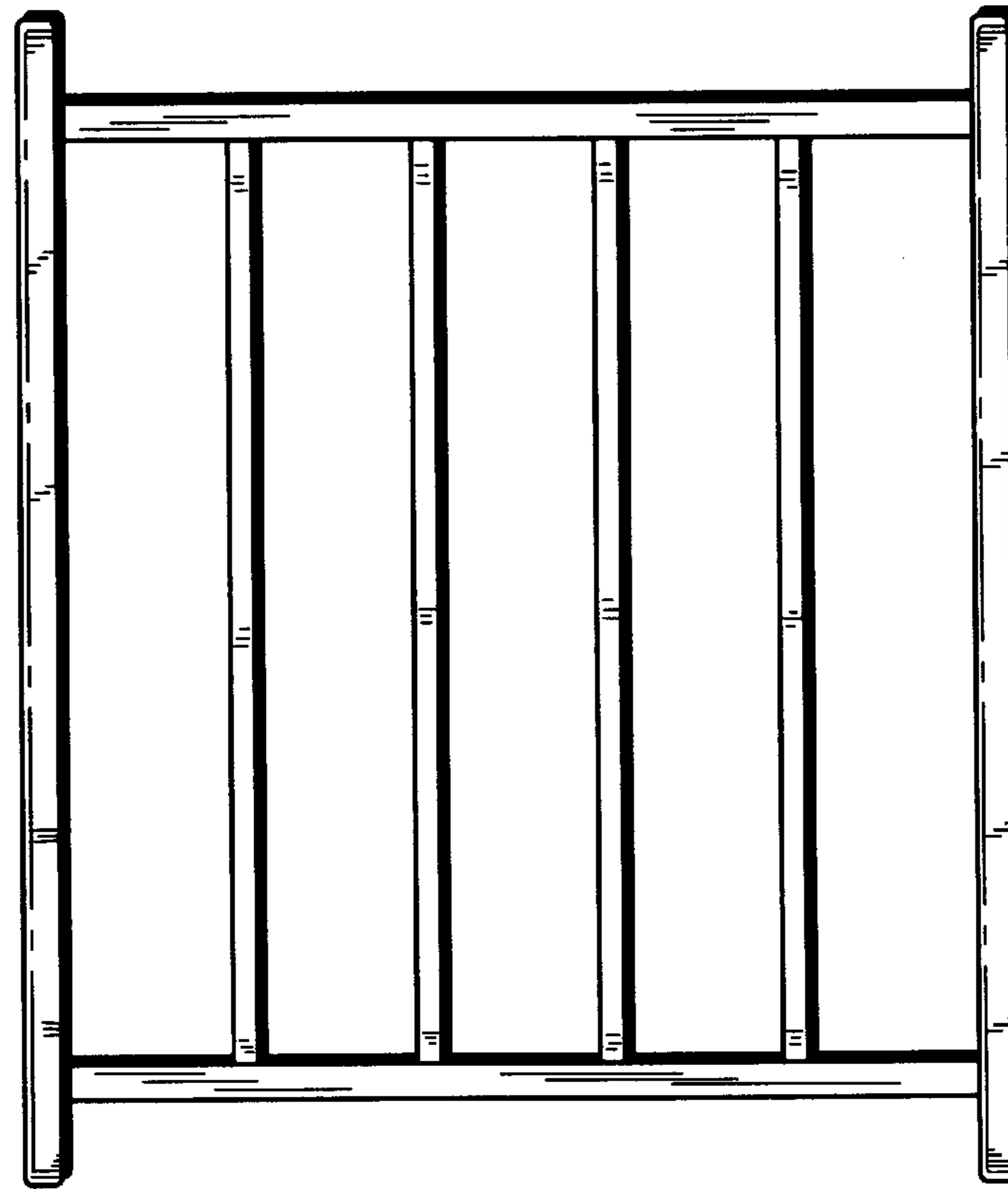


FIG. 2

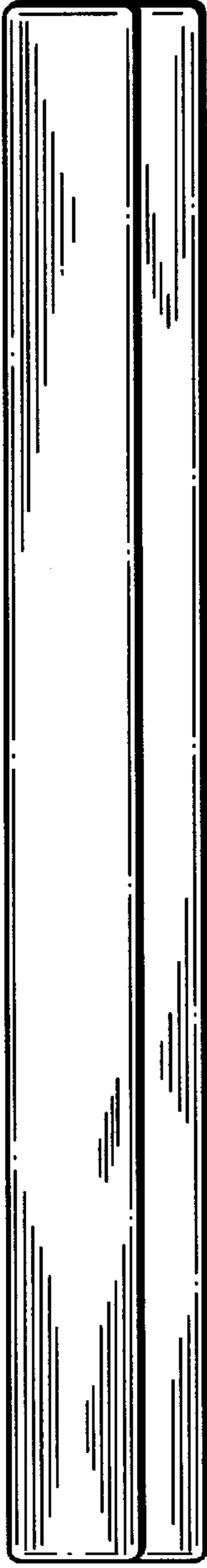


FIG. 5




FIG. 6




FIG. 4




FIG. 8