



US00D409400S

United States Patent [19] Peruzzo

[11] Patent Number: **Des. 409,400**

[45] Date of Patent: **** May 11, 1999**

[54] **GARMENT CLIP**

[75] Inventor: **Roberto Peruzzo**, Vincenza, Italy

[73] Assignee: **Mainetti Canada Inc.**, Quebec, Canada

[**] Term: **14 Years**

[21] Appl. No.: **29/067,550**

[22] Filed: **Mar. 14, 1997**

[30] **Foreign Application Priority Data**

Nov. 14, 1996 [CA] Canada 1996-2595

[51] **LOC (6) Cl.** **06-08**

[52] **U.S. Cl.** **D6/328; D8/395; D8/396**

[58] **Field of Search** **D6/328; D8/395, D8/396; 223/85, 91, 96, DIG. 2; 24/549, 563, 557, 326; 248/316.7, 201**

[56] **References Cited**

U.S. PATENT DOCUMENTS

| | | | |
|------------|---------|--------------------|--------|
| D. 241,662 | 9/1976 | Radmall | D8/395 |
| D. 275,826 | 10/1984 | Brown | D6/328 |
| D. 368,376 | 4/1996 | Gouldson et al. . | |
| 2,061,023 | 11/1936 | Cohen . | |
| 2,522,028 | 9/1950 | Adolph . | |
| 2,605,032 | 7/1952 | Hunter et al. | 24/326 |
| 2,940,145 | 6/1960 | Fernberg . | |
| 3,214,813 | 11/1965 | Goldman . | |
| 3,409,191 | 11/1968 | Fuss . | |
| 3,685,189 | 8/1972 | Conger . | |
| 3,698,043 | 10/1972 | Batts . | |
| 3,854,591 | 12/1974 | Schuessler . | |

| | | | |
|-----------|---------|--------------------|-----------|
| 4,266,677 | 5/1981 | Dewsnap . | |
| 4,716,634 | 1/1988 | Fan . | |
| 4,807,334 | 2/1989 | Blanchard . | |
| 5,009,382 | 4/1991 | Huffaker | 248/316.7 |
| 5,038,978 | 8/1991 | Kolton et al. . | |
| 5,135,141 | 8/1992 | Harmer et al. . | |
| 5,261,580 | 11/1993 | Smith . | |
| 5,267,678 | 12/1993 | Zuckerman . | |
| 5,360,190 | 11/1994 | Walker et al. | 248/201 |
| 5,400,932 | 3/1995 | Hollis . | |
| 5,402,558 | 4/1995 | Santapa . | |
| 5,407,109 | 4/1995 | Zuckerman . | |
| 5,456,034 | 10/1995 | Lewis et al. . | |
| 5,556,014 | 9/1996 | Kolton et al. . | |

Primary Examiner—B. J. Bullock
Attorney, Agent, or Firm—Gilberto M. Villacorta, Pepper Hamilton LLP

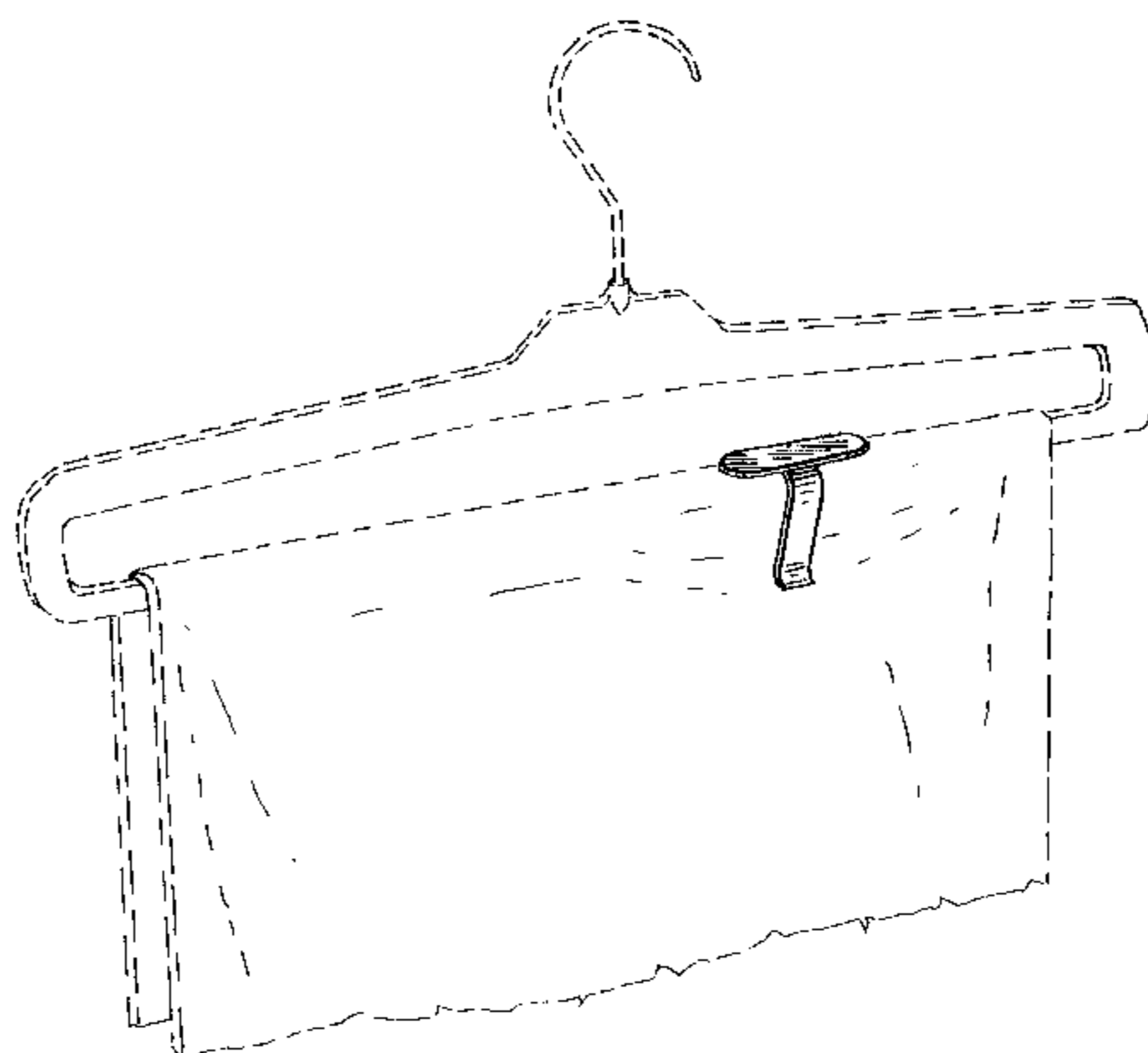
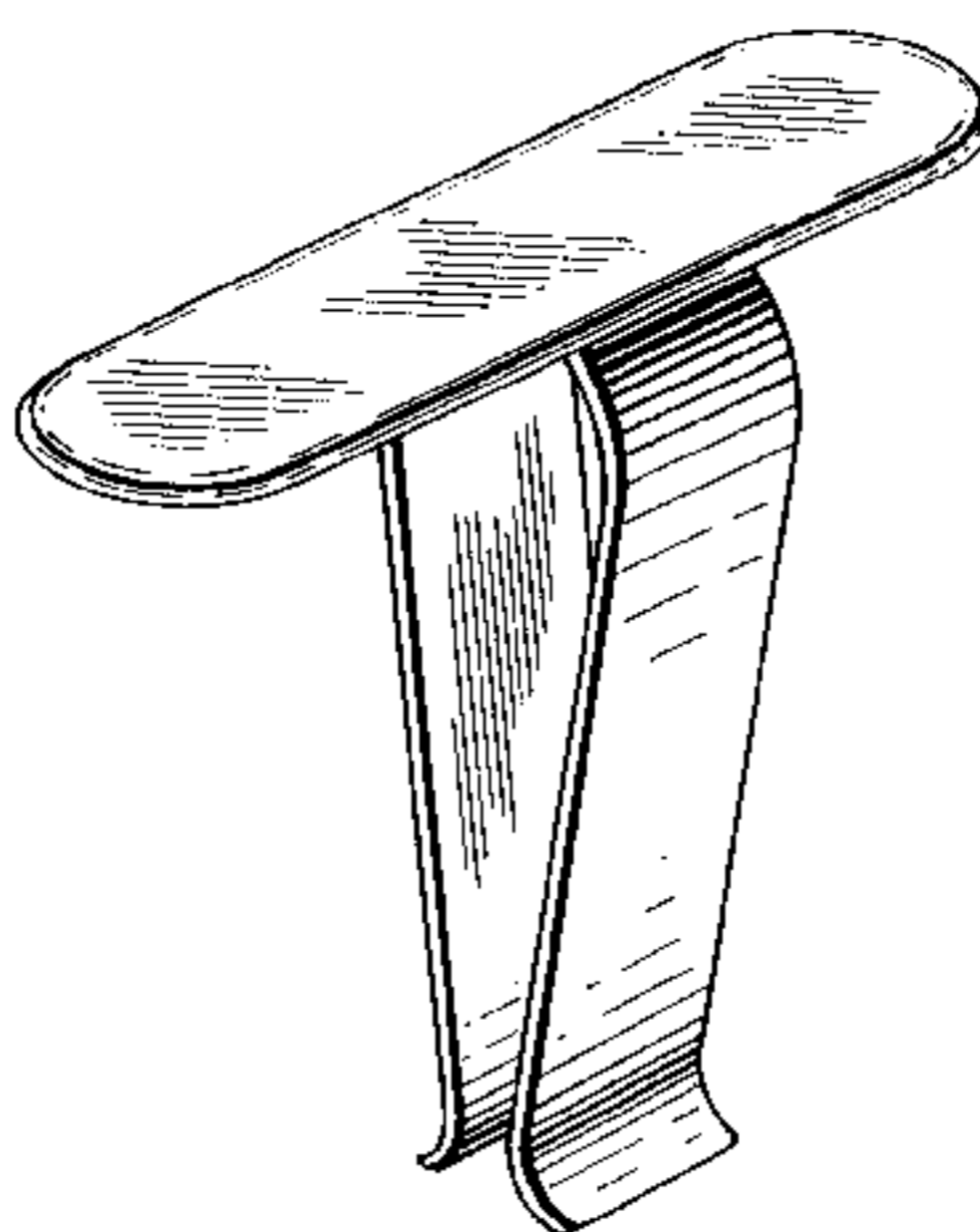
[57] **CLAIM**

The ornamental design for a garment clip, as shown and described.

DESCRIPTION

FIG. 1 is a perspective view of a garment clip, showing my new design;
FIG. 2 is a top view thereof;
FIG. 3 is a bottom view thereof;
FIG. 4 is an end view thereof;
FIG. 5 is a side view thereof; and,
FIG. 6 is a reduced perspective view of the design in its environment which is shown in broken lines for illustrative purposes only and which form no part of the claimed design.

1 Claim, 3 Drawing Sheets






FIG. 1

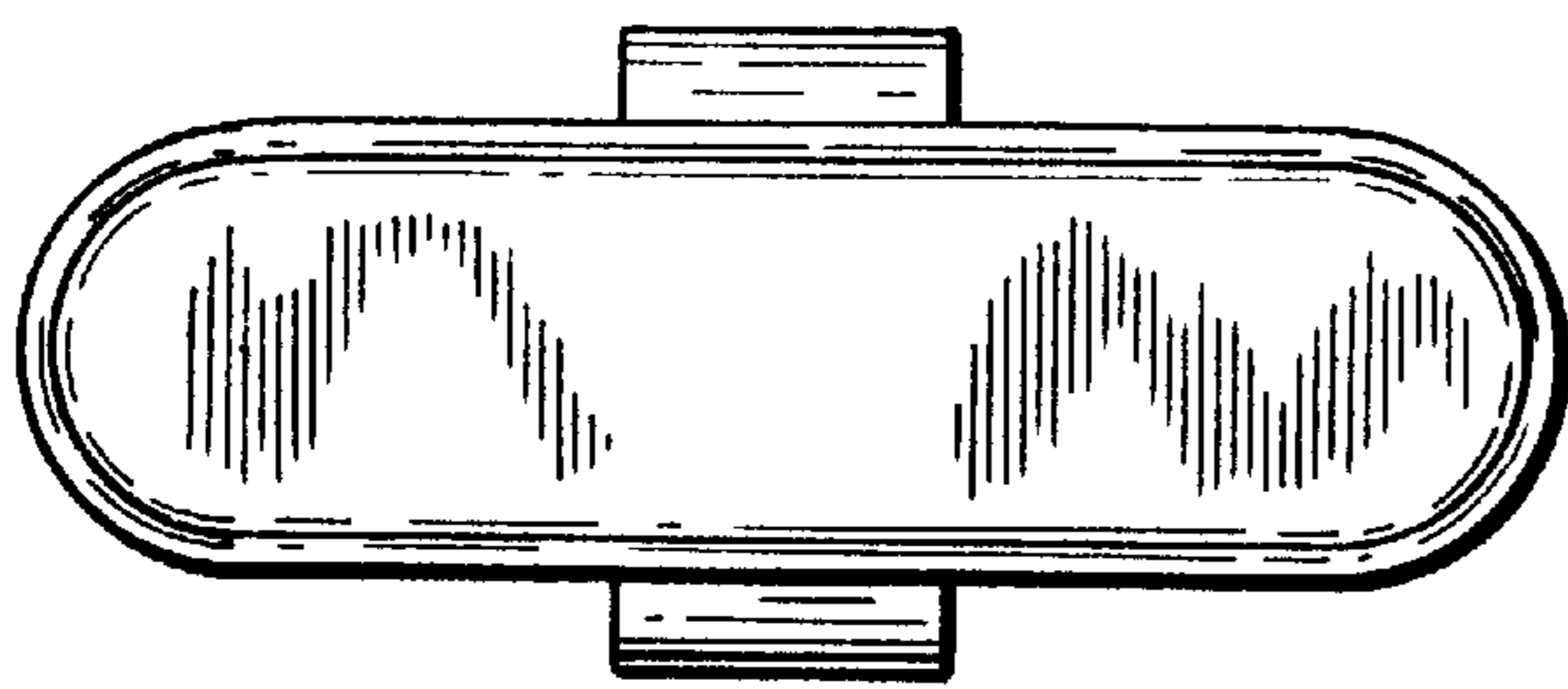


FIG. 2

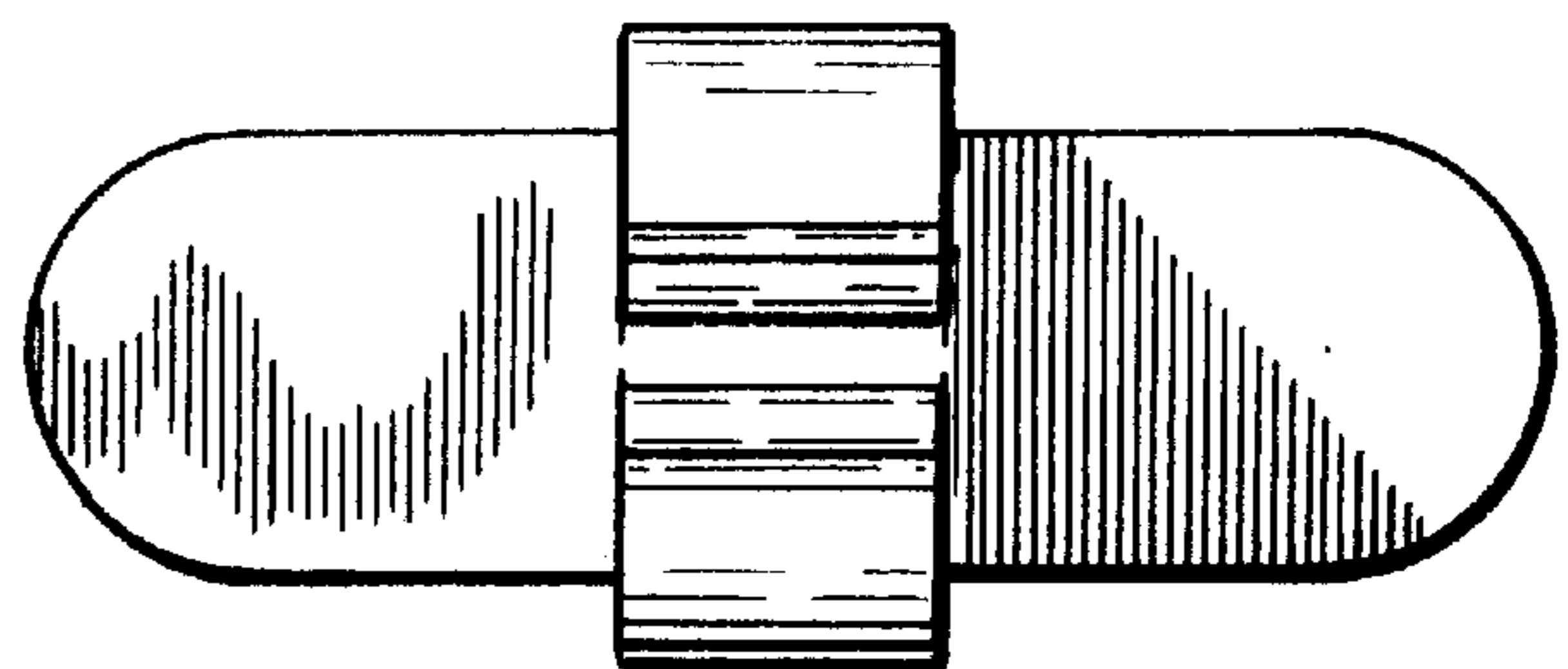


FIG. 3

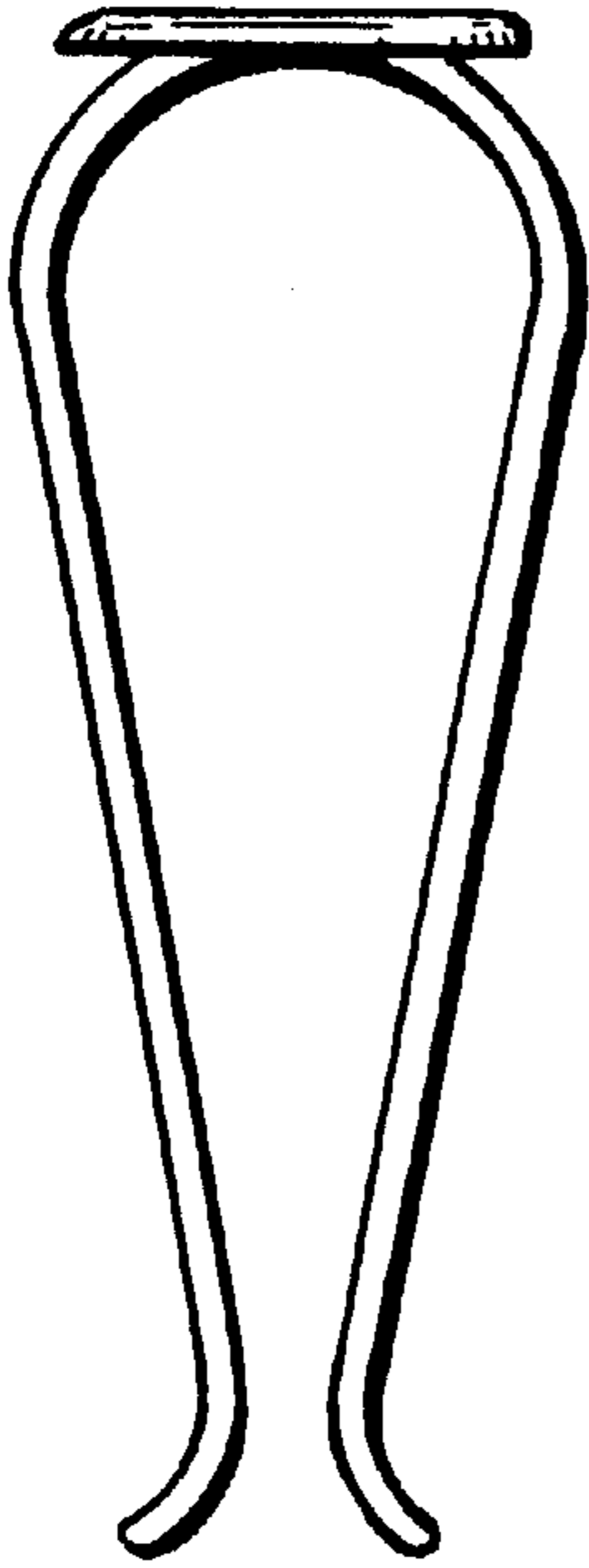


FIG. 4




FIG. 5

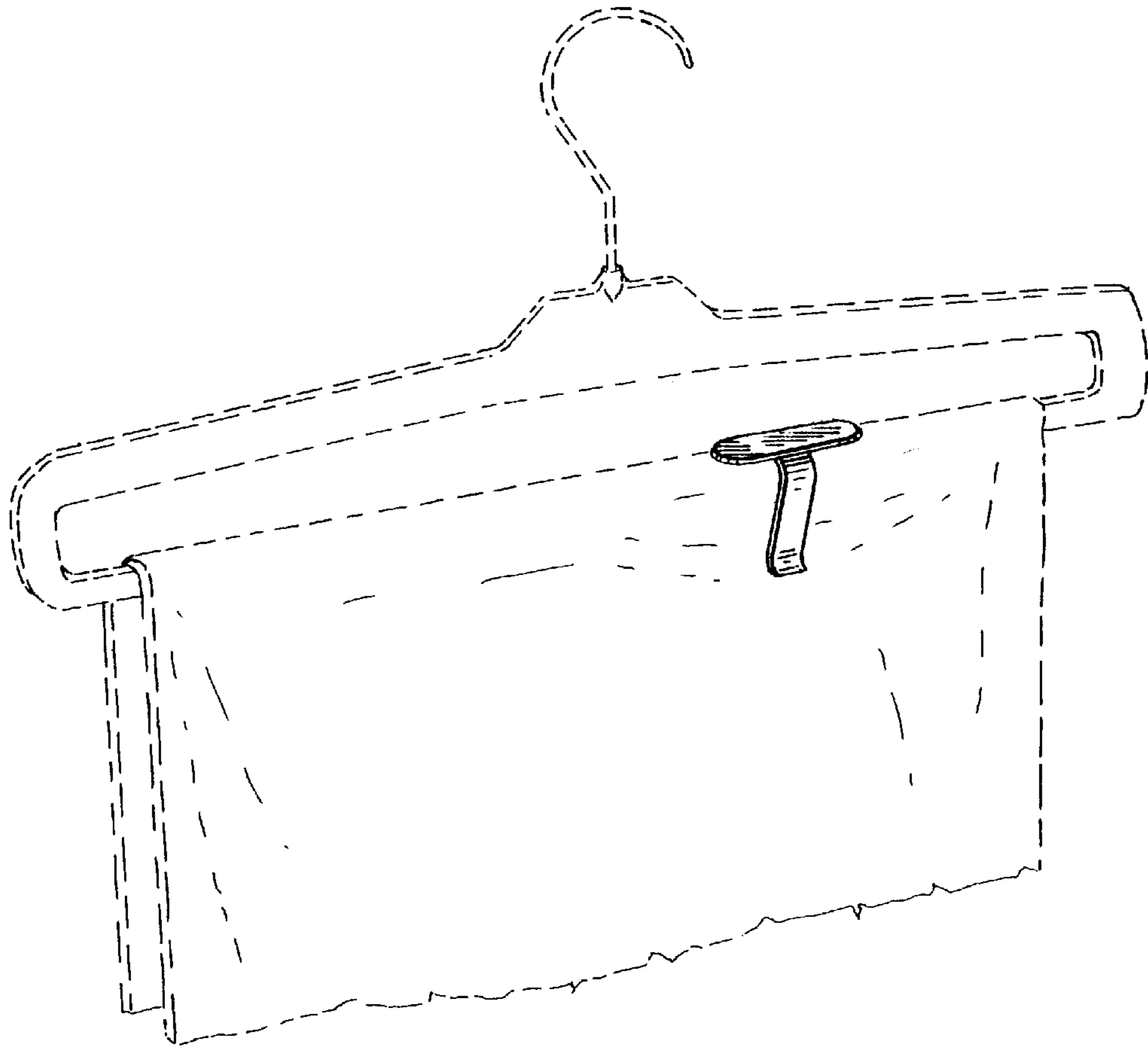


FIG. 6