

US00D409394S

United States Patent [19] Zaidman

[11] **Patent Number: Des. 409,394**

[45] **Date of Patent: ** May 11, 1999**

[54] **MIRROR**

[75] Inventor: **S Paul Zaidman**, Winnipeg, Canada

[73] Assignee: **Palliser Furniture Ltd.**, Winnipeg, Canada

[**] Term: **14 Years**

[21] Appl. No.: **29/082,912**

[22] Filed: **Jan. 30, 1998**

[51] **LOC (6) Cl. 06-07**

[52] **U.S. Cl. D6/301**

[58] **Field of Search** D6/300-303, 308-312,
D6/314; 40/700, 711, 714-716, 745, 749,
765-767, 790, 798, 735, 729; 359/838,
850, 855

[56] **References Cited**

U.S. PATENT DOCUMENTS

D. 87,221	6/1932	Klie	D6/300
D. 188,198	6/1960	Swarts et al.	D6/301
D. 266,338	9/1982	Mandel	D20/43
D. 339,920	10/1993	Hampshire	D6/300
D. 370,784	6/1996	Walters, III et al.	D6/300

OTHER PUBLICATIONS

Catalogue photos of Palliser series 232-B, 232-C232-F and 232-O Master Bedroom, Oct. 1991.
Turner Mfg. Mar. 1973, D856 mirror.

Primary Examiner—Janice E. Seeger

Attorney, Agent, or Firm—Clifford W. Browning; Woodard, Emhardt, Naughton Moriarty & McNett

[57] **CLAIM**

The ornamental design for a mirror, as shown and described.

DESCRIPTION

FIG. 1 is a front view of an embodiment of the design.

FIG. 2 is a front, left side perspective view of the embodiment of the design, and the front, right side perspective view is a mirror image.

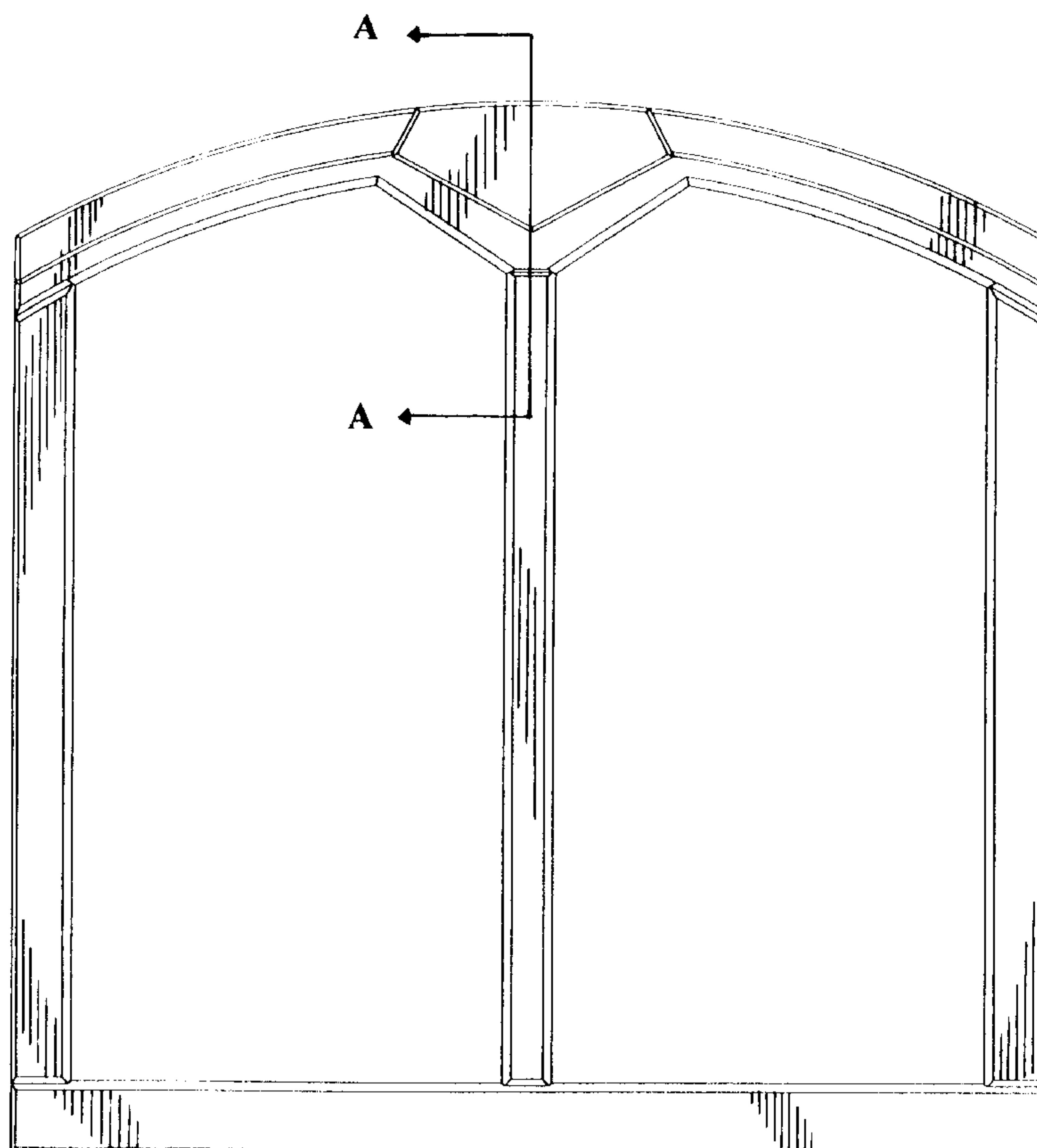
FIG. 3 is a right side view of the embodiment of the design, and the left side view is the mirror image; and,

FIG. 4 is a partial cross-section of the embodiment of the design at 4—4 in FIG. 1.

The rear, top and bottom views of the embodiment of the design are of a plain and non-ornamental back, top and bottom, respectively.

The broken lines are for environmental purposes only and form no part of the claimed design.

1 Claim, 4 Drawing Sheets



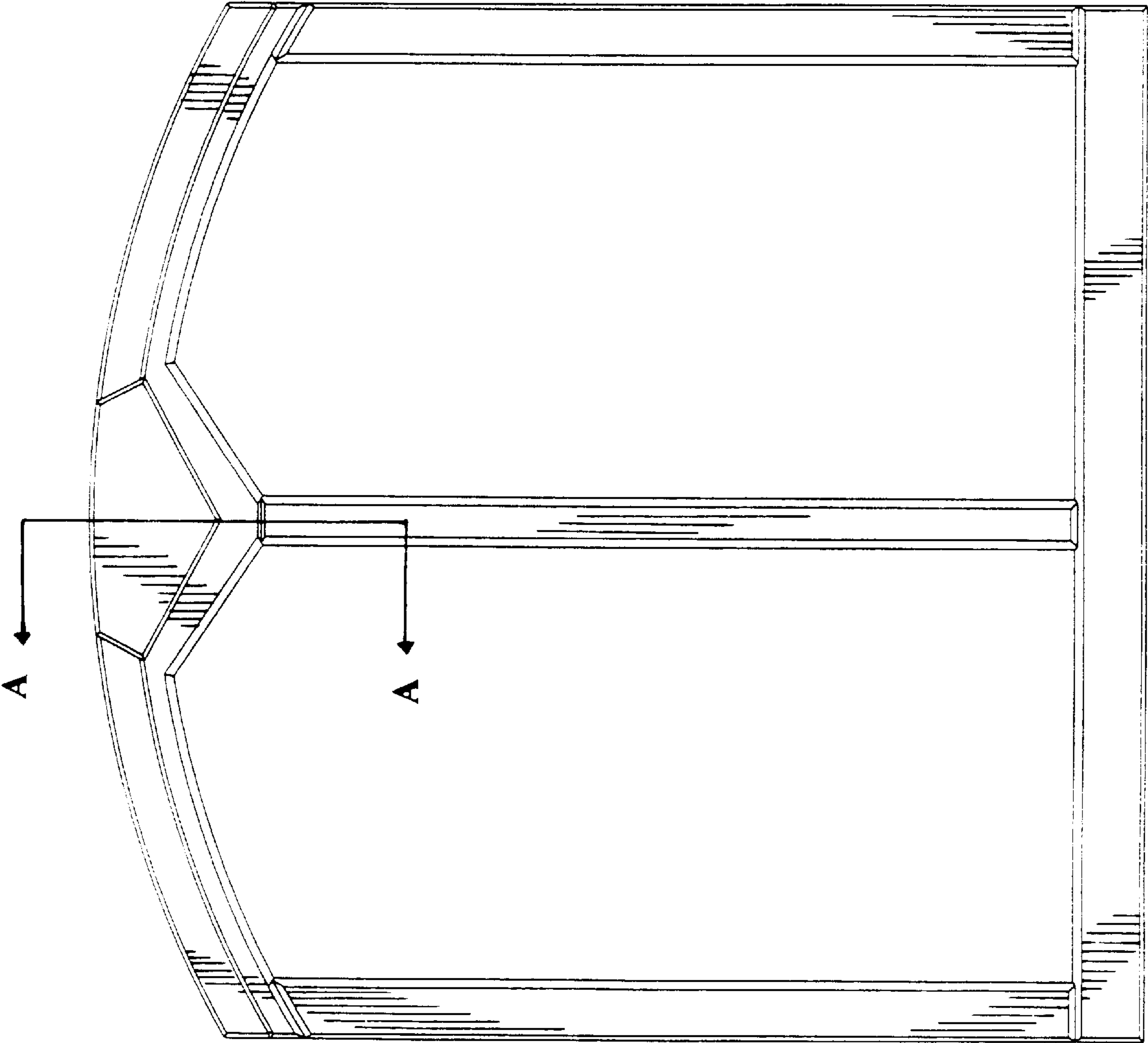


Fig. 1

Fig. 2

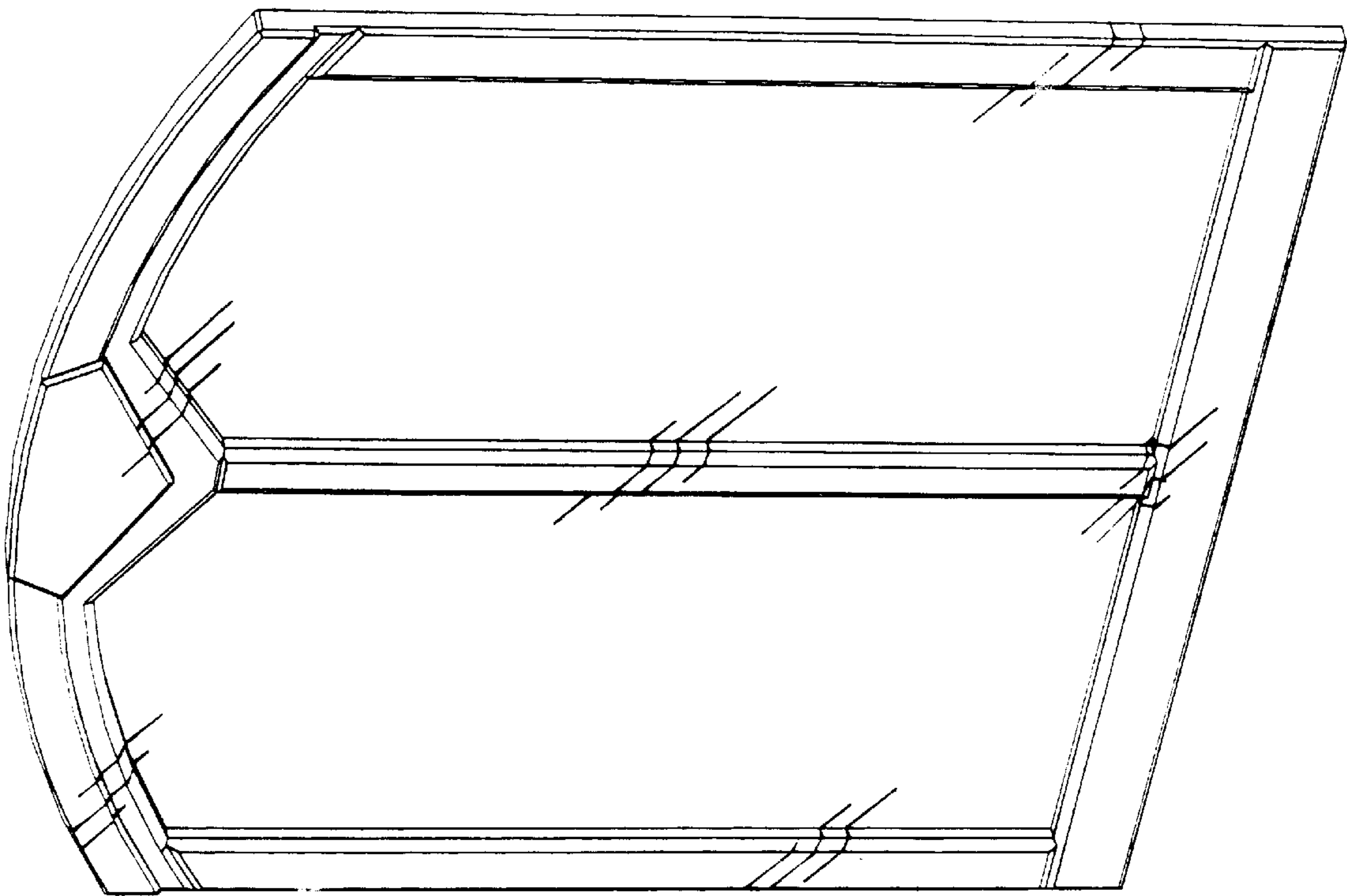
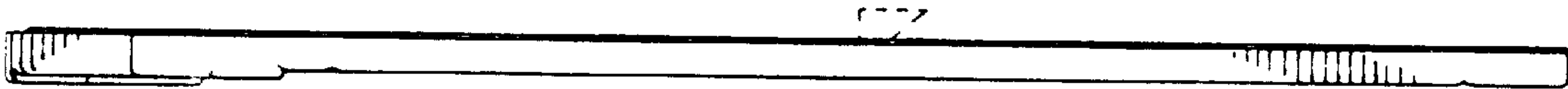


Fig. 3



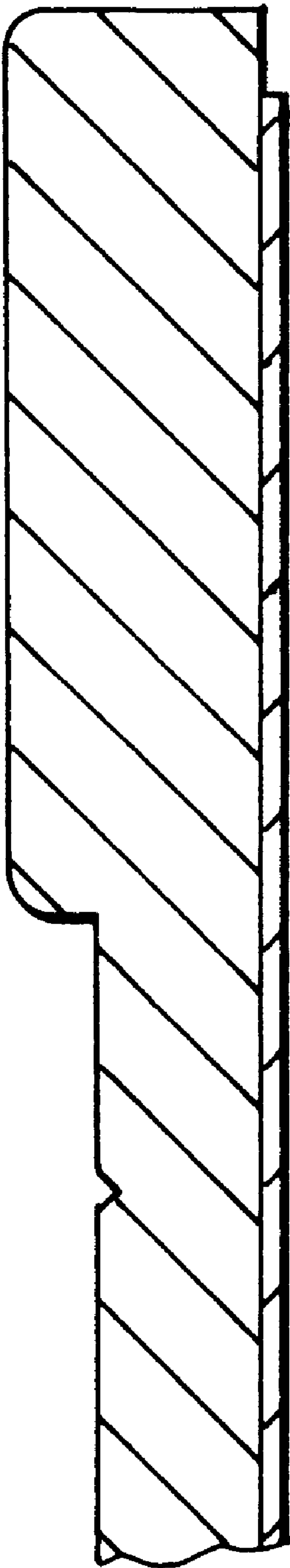


FIG. 4