



US00D409370S

# United States Patent [19]

[11] **Patent Number: Des. 409,370**

**Wasser**

[45] **Date of Patent: \*\* May 11, 1999**

[54] **REED HOLDER**

5,221,004 6/1993 Murphy ..... 206/314

[75] Inventor: **Steven A. Wasser**, Wellesley, Mass.

*Primary Examiner*—Louis S. Zarfes  
*Assistant Examiner*—Catherine R. Oliver  
*Attorney, Agent, or Firm*—Iandiorio & Teska

[73] Assignee: **HiNotes, Inc.**, Waltham, Mass.

[\*\*] Term: **14 Years**

[57] **CLAIM**

[21] Appl. No.: **29/069,358**

The ornamental design for the reed holder, shown and described.

[22] Filed: **Apr. 7, 1997**

**DESCRIPTION**

[51] **LOC (6) Cl.** ..... **03-01**

[52] **U.S. Cl.** ..... **D3/20**

[58] **Field of Search** ..... D3/20, 21, 201;  
206/314, 214, 805, 813, 806, 479, 481;  
D9/426, 414; 312/31, 31.1, 31.01

FIG. 1 is a perspective view of the reed holder of this invention;

FIG. 2 is a broken away top view of the reed holder shown in FIG. 1, the broken line showing of the reed is for illustrative purposes only and forms no part of the claimed design.

FIG. 3 is a left side view of the reed holder shown in FIG. 1. The right side view is the mirror image of the left side view; and,

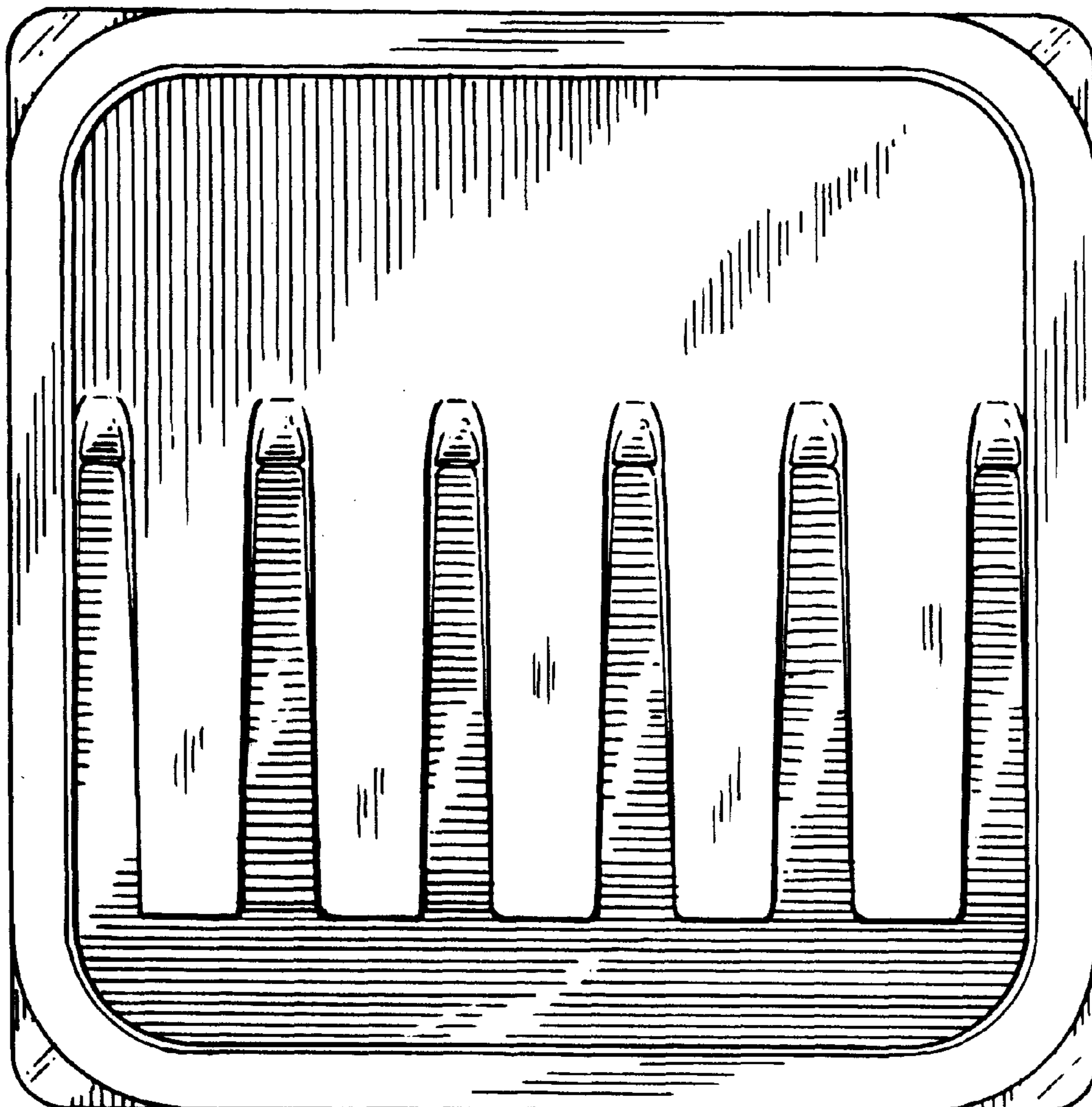
FIG. 4 is a bottom view of the reed holder shown in FIG. 1.

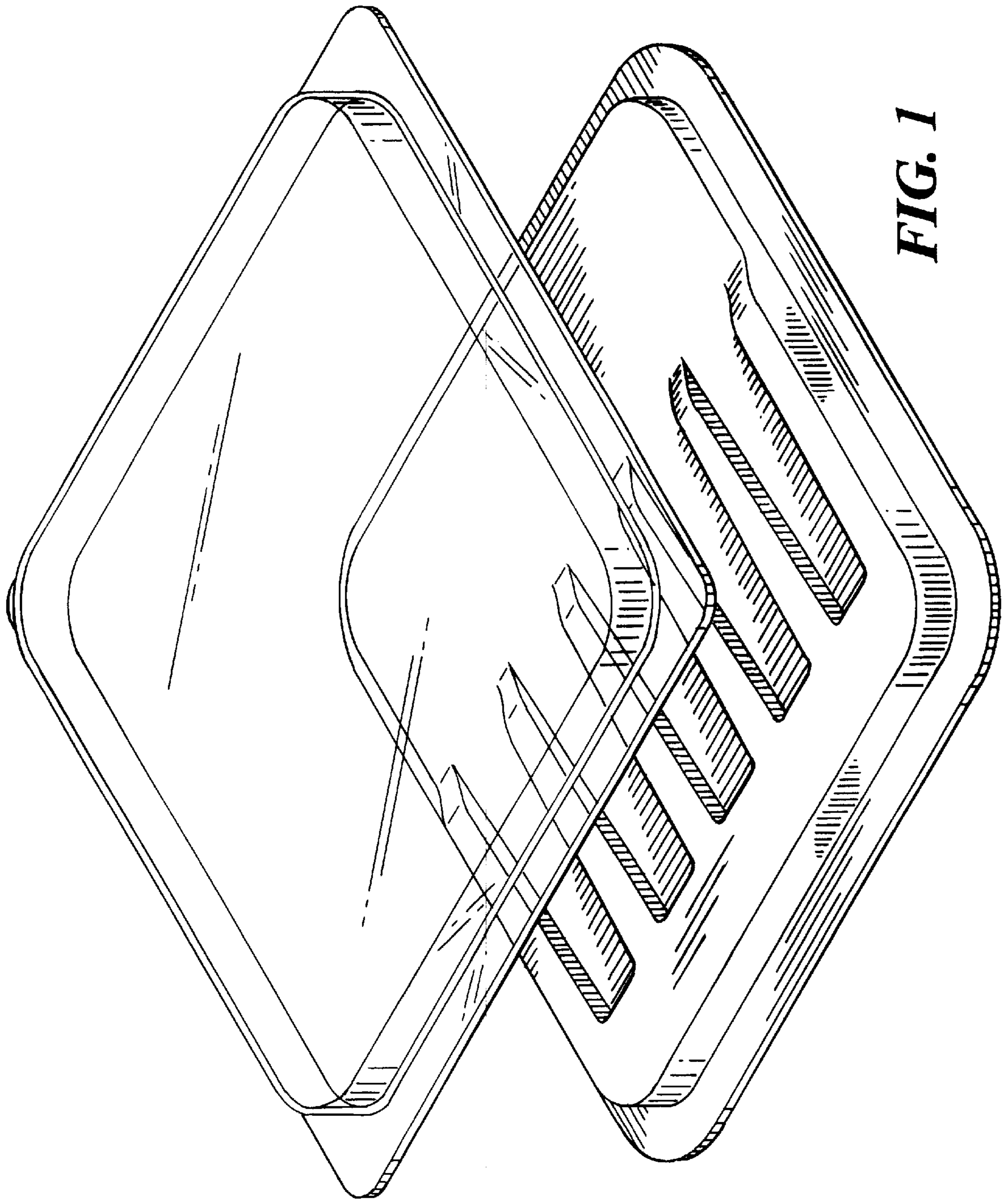
[56] **References Cited**

**U.S. PATENT DOCUMENTS**

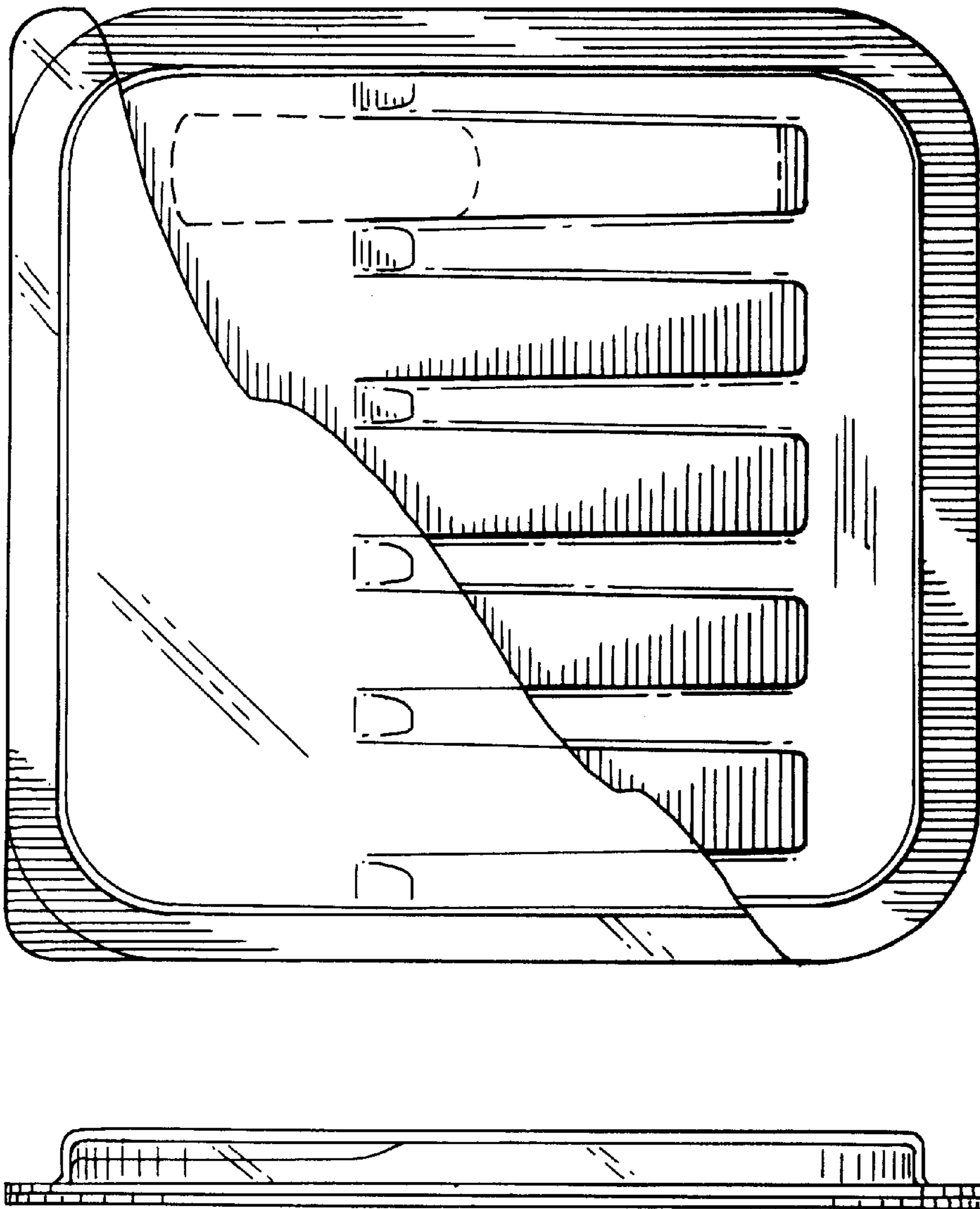
2,951,765	9/1960	Robson	.....	D9/426 X
3,393,793	7/1968	Eresman	.....	206/314
4,089,412	5/1978	Baugh	.....	206/314
4,352,428	10/1982	Pascucci	.....	206/314

**1 Claim, 3 Drawing Sheets**



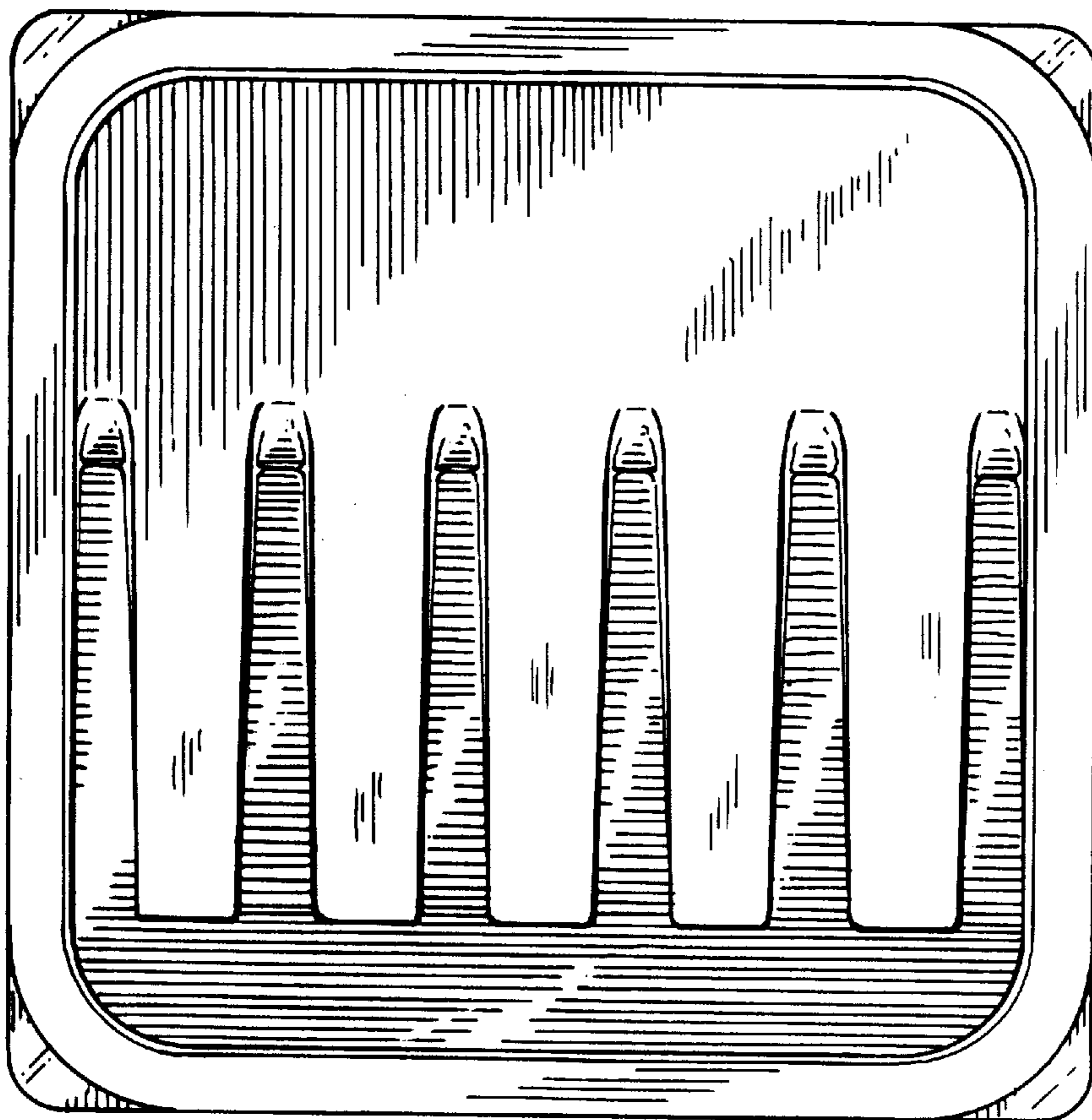


**FIG. 1**



**FIG. 2**

**FIG. 3**



**FIG. 4**