



US00D409349S

United States Patent [19]

Bidwell et al.

[11] **Patent Number: Des. 409,349**

[45] **Date of Patent: ** May 4, 1999**

[54] **MATERIALS HANDLING AND MAINTENANCE VEHICLE**

[75] Inventors: **Thomas Bidwell**, St. Marys; **Michael P Gallagher**, Greenville; **Kevin A. Gilliland**; **Joseph H Knapschaefer**, both of Coldwater; **Donald E Luebrecht**, Ft. Jennings, all of Ohio; **John F McClusky**, Pittsburgh, Pa.; **Leif A Norland**, St. Marys, Ohio; **Steven R Puskamp**, New Bremen, Ohio; **Harold A Stammen**, New Bremen, Ohio; **Robert J Stauffer**, New Bremen, Ohio; **Ronald A Grisez**, Versailles, Ohio

[73] Assignee: **Crown Equipment Corporation**, New Bremen, Ohio

[**] Term: **14 Years**

[21] Appl. No.: **29/077,247**

[22] Filed: **Sep. 30, 1997**

[51] **LOC (6) Cl.** **12-05**

[52] **U.S. Cl.** **D34/34; D12/1**

[58] **Field of Search** **D34/34, 28, 33; 701/50; 180/19.1, 19.2, 19.3; 187/222, 237, 238; 280/43.12**

[56] **References Cited**

U.S. PATENT DOCUMENTS

D. 347,720 6/1994 Tamura et al. .

D. 376,243	12/1996	Magni	D34/34
D. 384,477	9/1997	Braud	D34/34
3,272,365	9/1966	Stevens	187/222
5,174,415	12/1992	Neagle et al. .	
5,190,435	3/1993	Epstein	187/222
5,203,425	4/1993	Wehmeyer .	
5,273,132	12/1993	Sasaki et al. .	

Primary Examiner—Alan P. Douglas
Assistant Examiner—Robin V. Taylor
Attorney, Agent, or Firm—Killworth, Gottman, Hagan & Schaeff, LLP

[57] **CLAIM**

The ornamental design for a materials handling and maintenance vehicle, as shown and described.

DESCRIPTION

FIG. 1 is a side elevational view of our new design showing the right side of the vehicle (the left side being the mirror image of the right elevational view of the design);

FIG. 2 is a right side elevation view of the design with an operator's platform in the raised position;

FIG. 3 is a plan view of the design;

FIG. 4 is a front elevational view of the design; and,

FIG. 5 is a rear elevational view of the design.

1 Claim, 5 Drawing Sheets




Fig. 1




Fig. 2

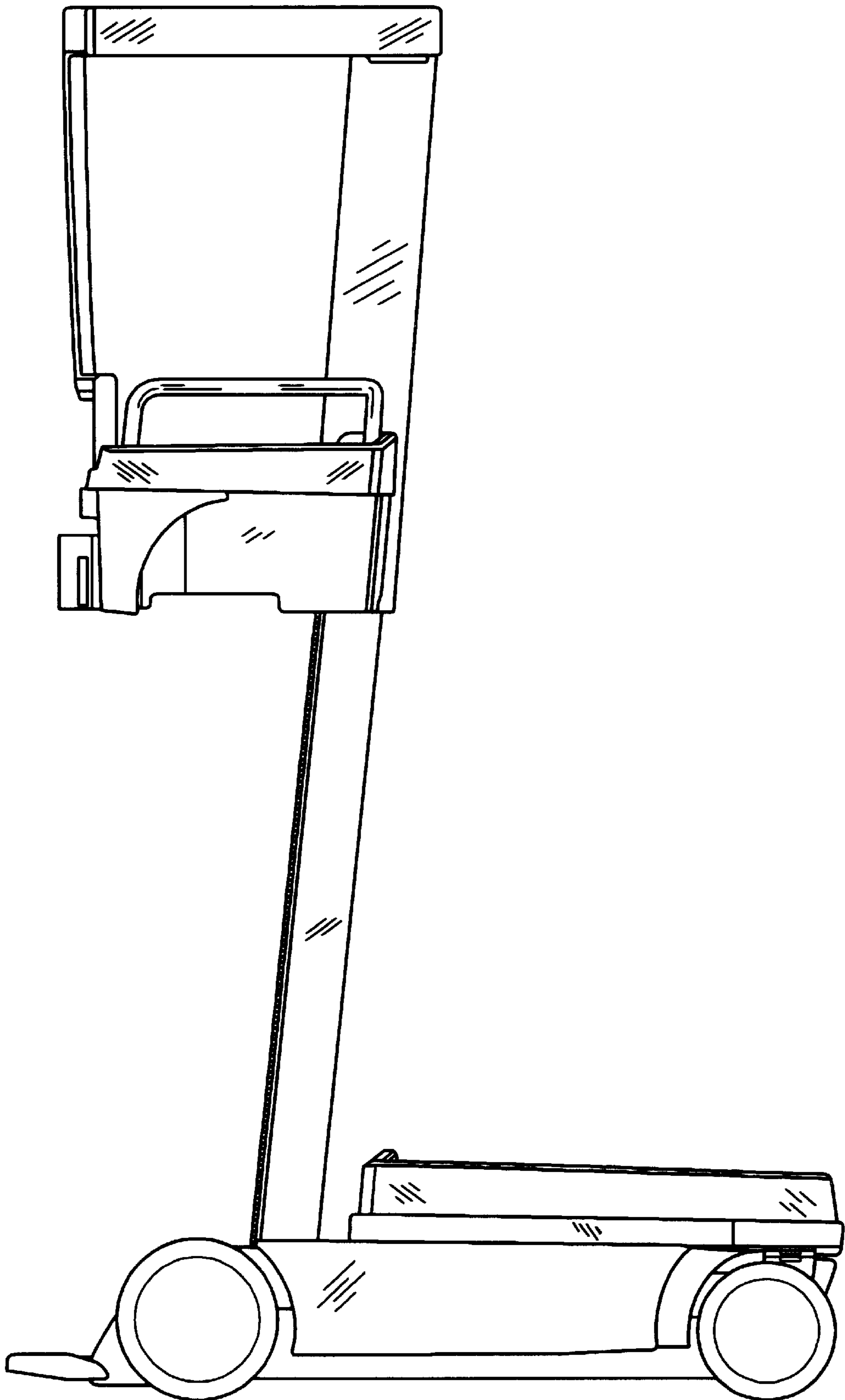


Fig. 3

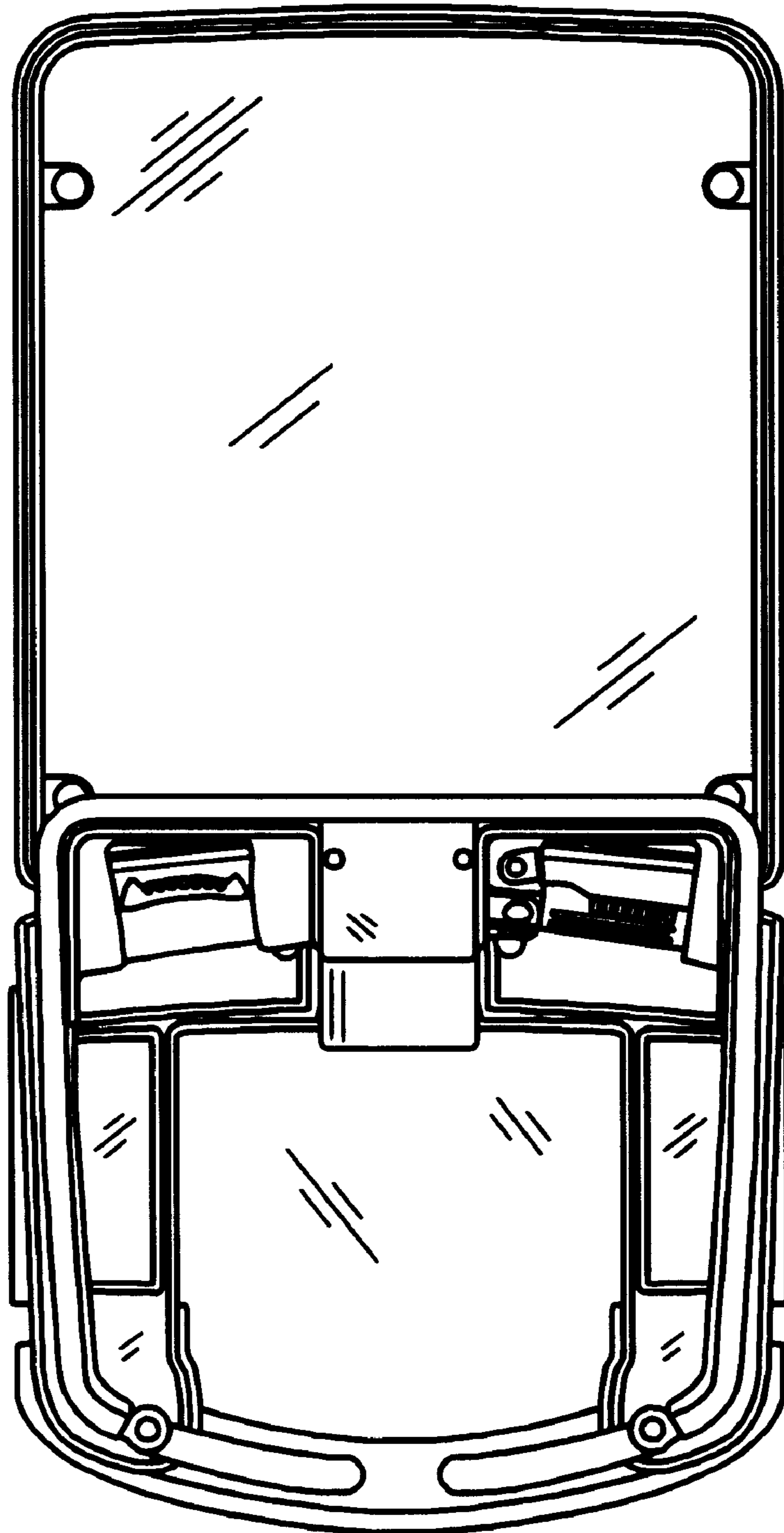


Fig. 4

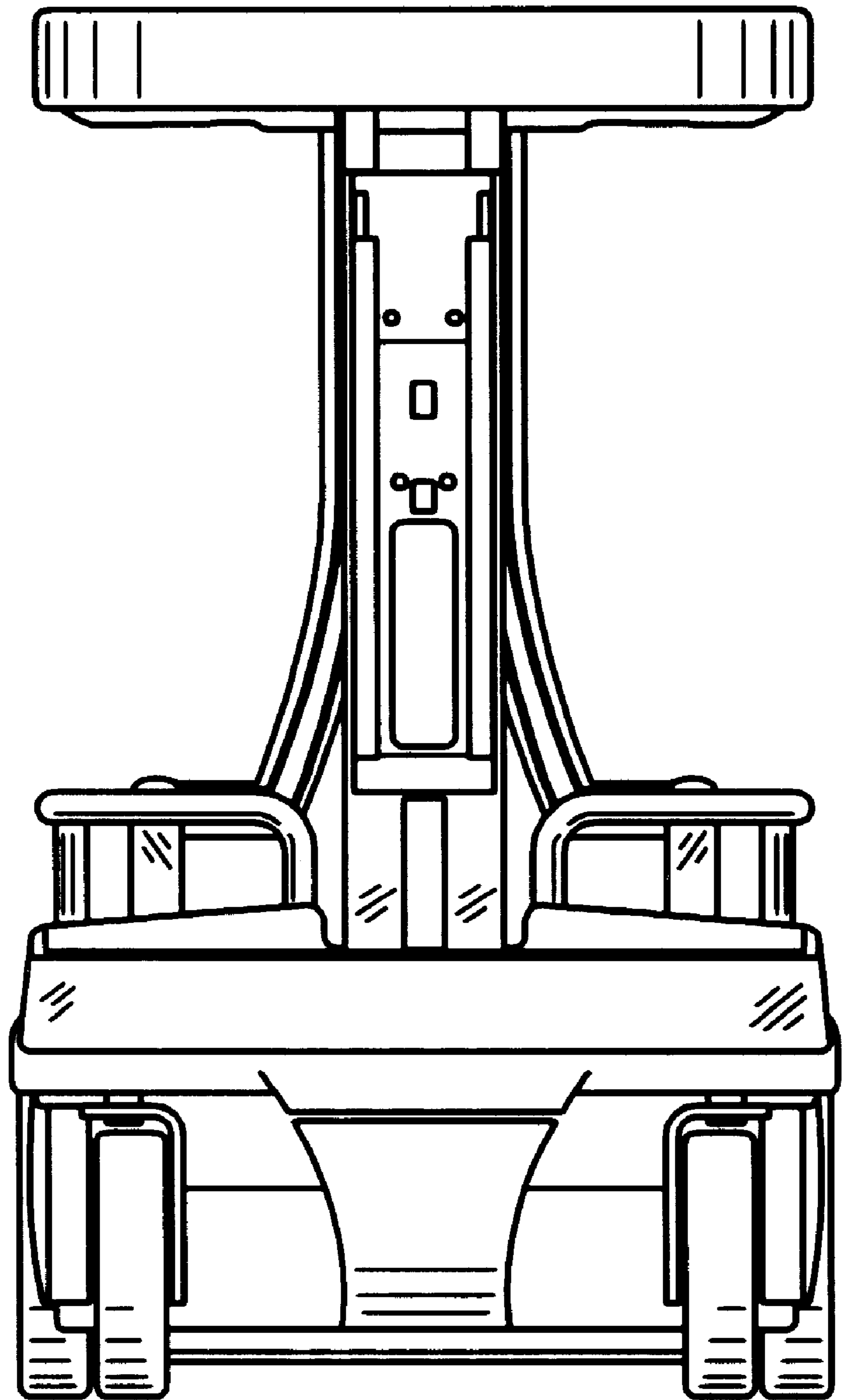


Fig. 5

