



US00D409337S

United States Patent [19]

[11] Patent Number: **Des. 409,337**

Johnson, Jr.

[45] Date of Patent: **** May 4, 1999**

[54] **BACK WASHER**

5,277,389 1/1994 Ballares et al. .
5,561,869 10/1996 Sarel 4/606

[76] Inventor: **Ulysses Johnson, Jr.**, 1124 NW. 44th,
Oklahoma City, Okla. 73118

Primary Examiner—Susan J. Lucas
Assistant Examiner—Cynthia E. Ramirez

[**] Term: **14 Years**

[57] CLAIM

[21] Appl. No.: **29/092,829**

The ornamental design for a back washer, as shown.

[22] Filed: **Aug. 27, 1998**

DESCRIPTION

[51] **LOC (6) Cl.** **28-03**

FIG. 1 is a front elevational view of the back washer of the present invention;

[52] **U.S. Cl.** **D28/63**

FIG. 2 is a back elevational view of the back washer of FIG. 1;

[58] **Field of Search** D28/63; D32/40,
D32/35; D4/137, 138, 199; 4/559, 569,
577.1, 581, 582, 583, 602, 604, 605, 606

FIG. 3 is a left side elevational view of the back washer of FIG. 1;

[56] References Cited

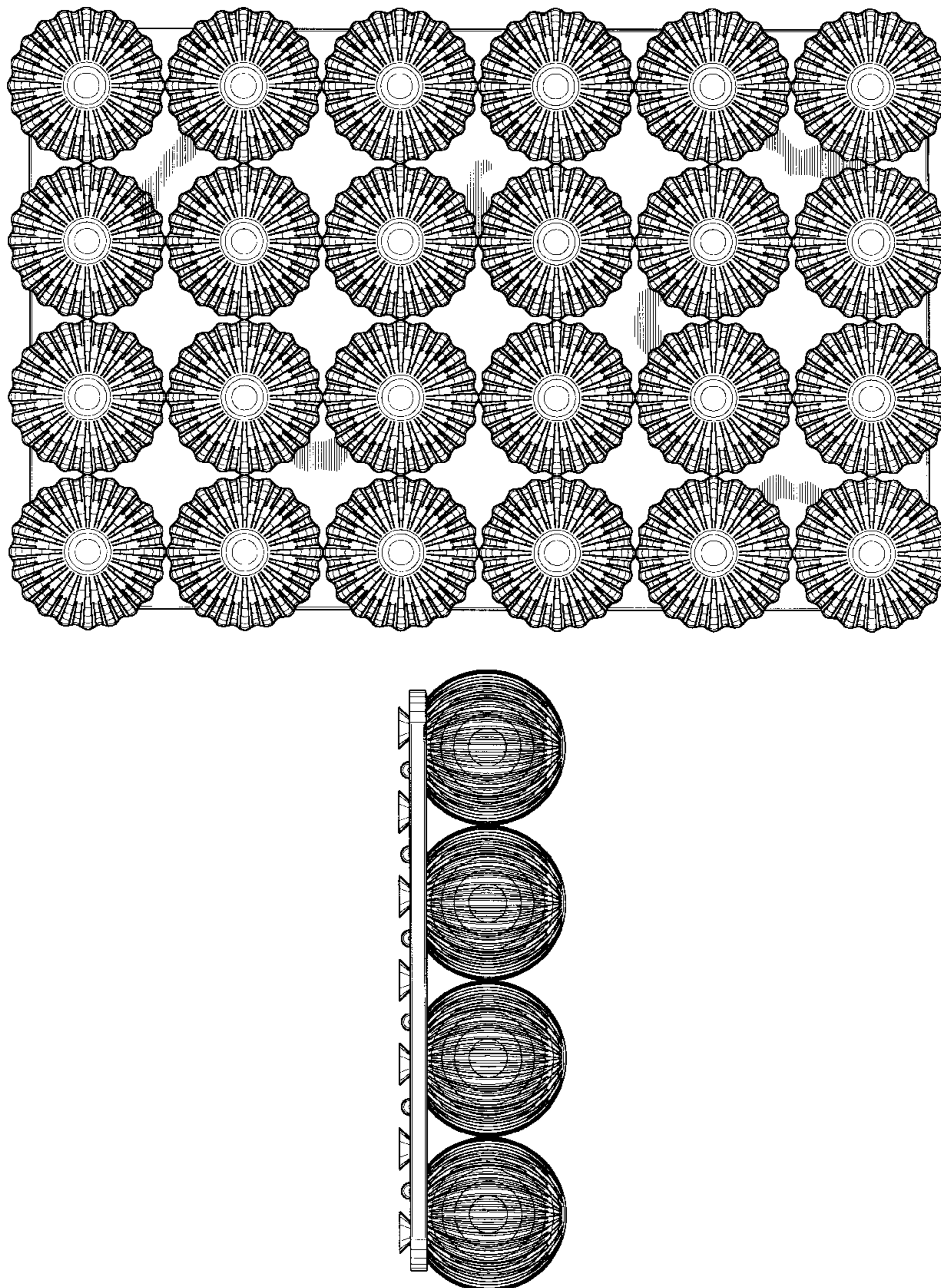
FIG. 4 is a right side elevational view of the back washer of FIG. 1;

U.S. PATENT DOCUMENTS

FIG. 5 is a top plan view of the back washer of FIG. 1; and,
FIG. 6 is a bottom plan view of the back washer of FIG. 1.

D. 351,947	11/1994	Fitzgerald	D28/63	X
D. 354,587	1/1995	Bush, Sr.	D28/63	
2,471,008	5/1949	Pretty	.		
3,020,562	2/1962	Reynolds	.		

1 Claim, 3 Drawing Sheets






Fig. 1




Fig. 2

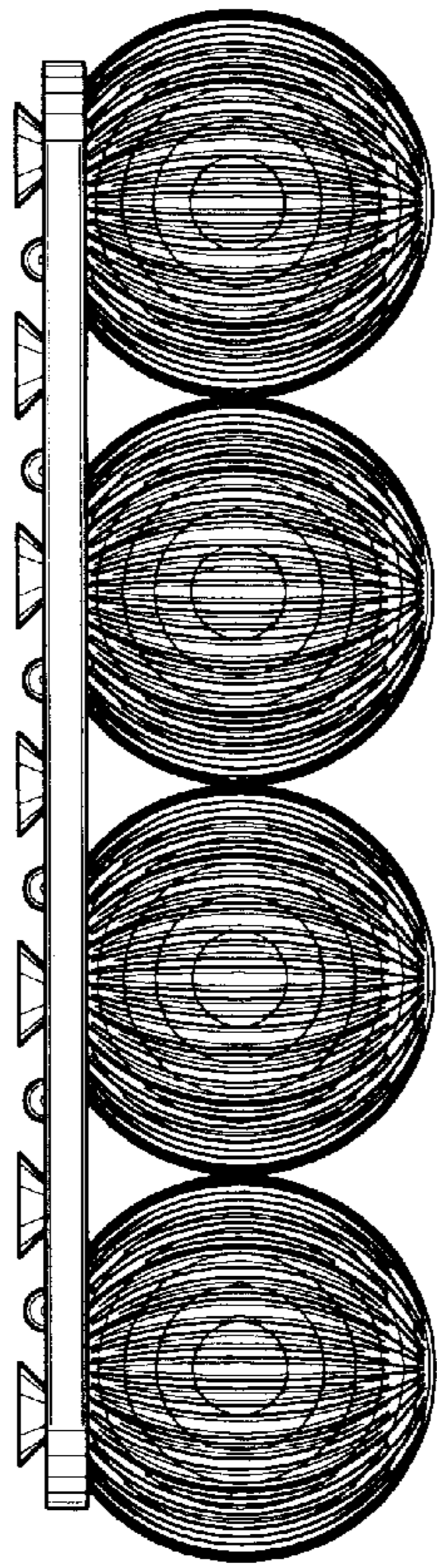


Fig. 3

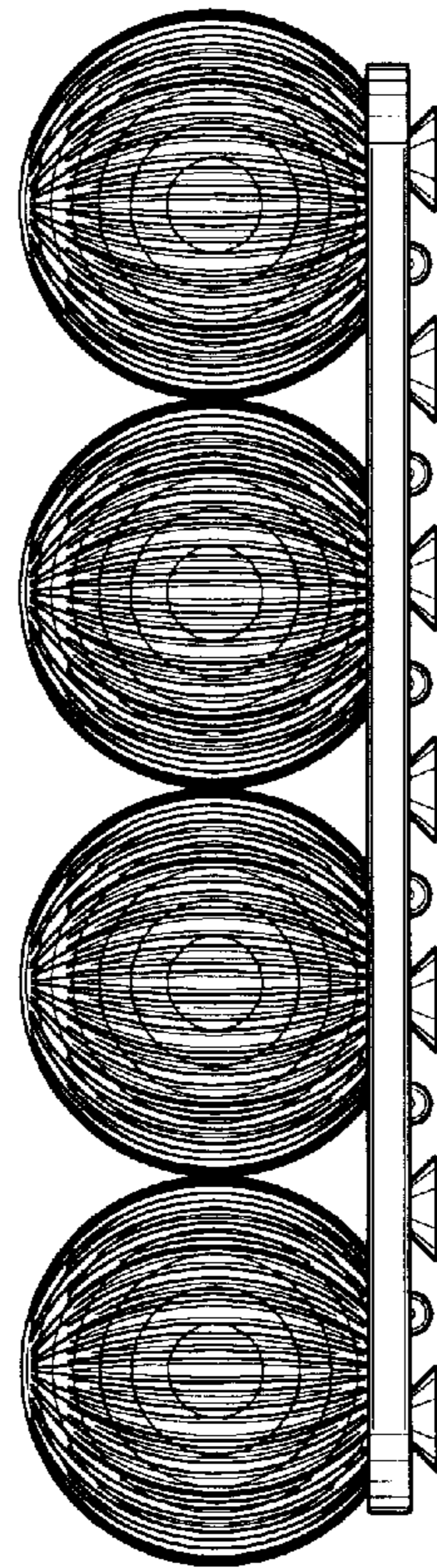


Fig. 4

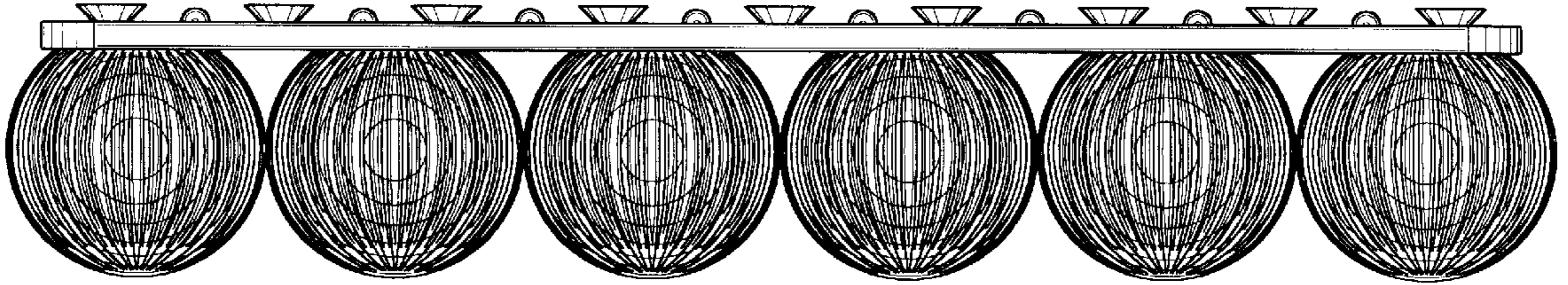


Fig. 5

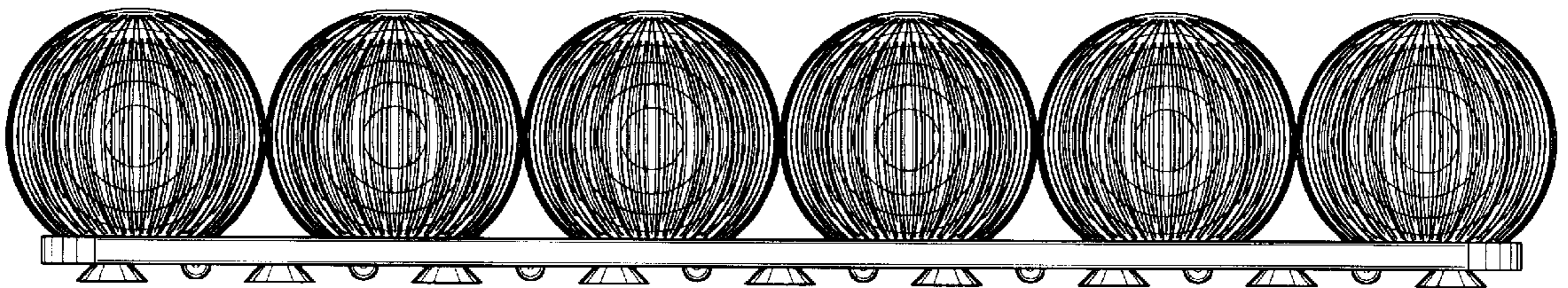


Fig. 6