



US00D409330S

United States Patent [19] Putnam

[11] Patent Number: **Des. 409,330**

[45] Date of Patent: **** May 4, 1999**

[54] **HUMIDOR**

[76] Inventor: **Allen Putnam**, 4350 Ryan Way, #1,
Carson City, Nev. 89706

[*] Notice: This patent is subject to a terminal disclaimer.

[**] Term: **14 Years**

[21] Appl. No.: **29/092,128**

[22] Filed: **Aug. 12, 1998**

[51] **LOC (6) Cl.** **27-06**

[52] **U.S. Cl.** **D27/190**

[58] **Field of Search** D27/172, 183-194;
206/96, 236, 242, 265, 269, 270, 267, 121,
213.1; 312/31.1, 73; 131/256

[56] **References Cited**

U.S. PATENT DOCUMENTS

D. 394,522	5/1998	Putnam	D27/190
854,820	5/1907	Goodwin	312/31.1
1,205,510	11/1916	Brown	206/269 X
1,714,877	5/1929	Kaufman et al.	206/269 X
1,785,975	12/1930	Phillips	312/31.1
2,626,847	1/1953	Brown	312/31.1

OTHER PUBLICATIONS

Travel Humidor, The Goldsmith Store, Dec. 1997.

Primary Examiner—Susan J. Lucas
Assistant Examiner—Jennifer Rivard
Attorney, Agent, or Firm—Ian F. Burns

[57] **CLAIM**

I claim the ornamental design for a humidor, as shown and described.

DESCRIPTION

FIG. 1 is a perspective view of the humidor.
FIG. 2 is a perspective view of the humidor with the cap removed.
FIG. 3 is a side elevation view of the humidor, all other side elevation views being identical.
FIG. 4 is a side elevation view of the humidor with the cap removed.
FIG. 5 is a top plan view of the humidor.
FIG. 6 is a bottom plan view of the humidor; and,
FIG. 7 is a bottom plan view of the cap of the humidor.
The broken lines are shown for illustrative purposes only and form no part of the claimed design.

1 Claim, 3 Drawing Sheets

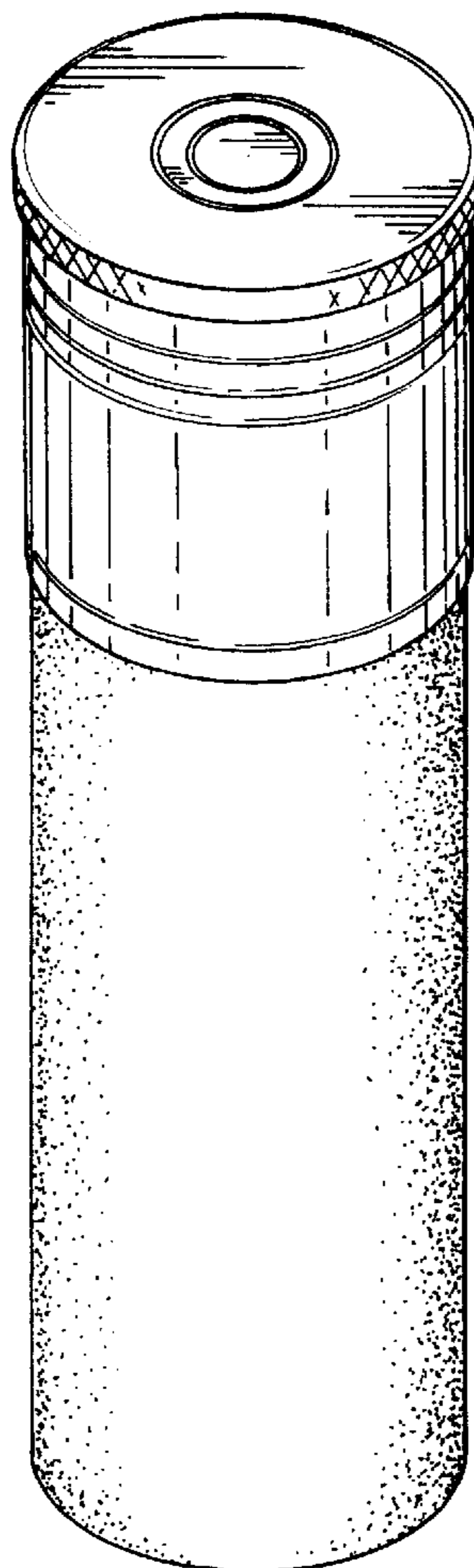


FIG. 1

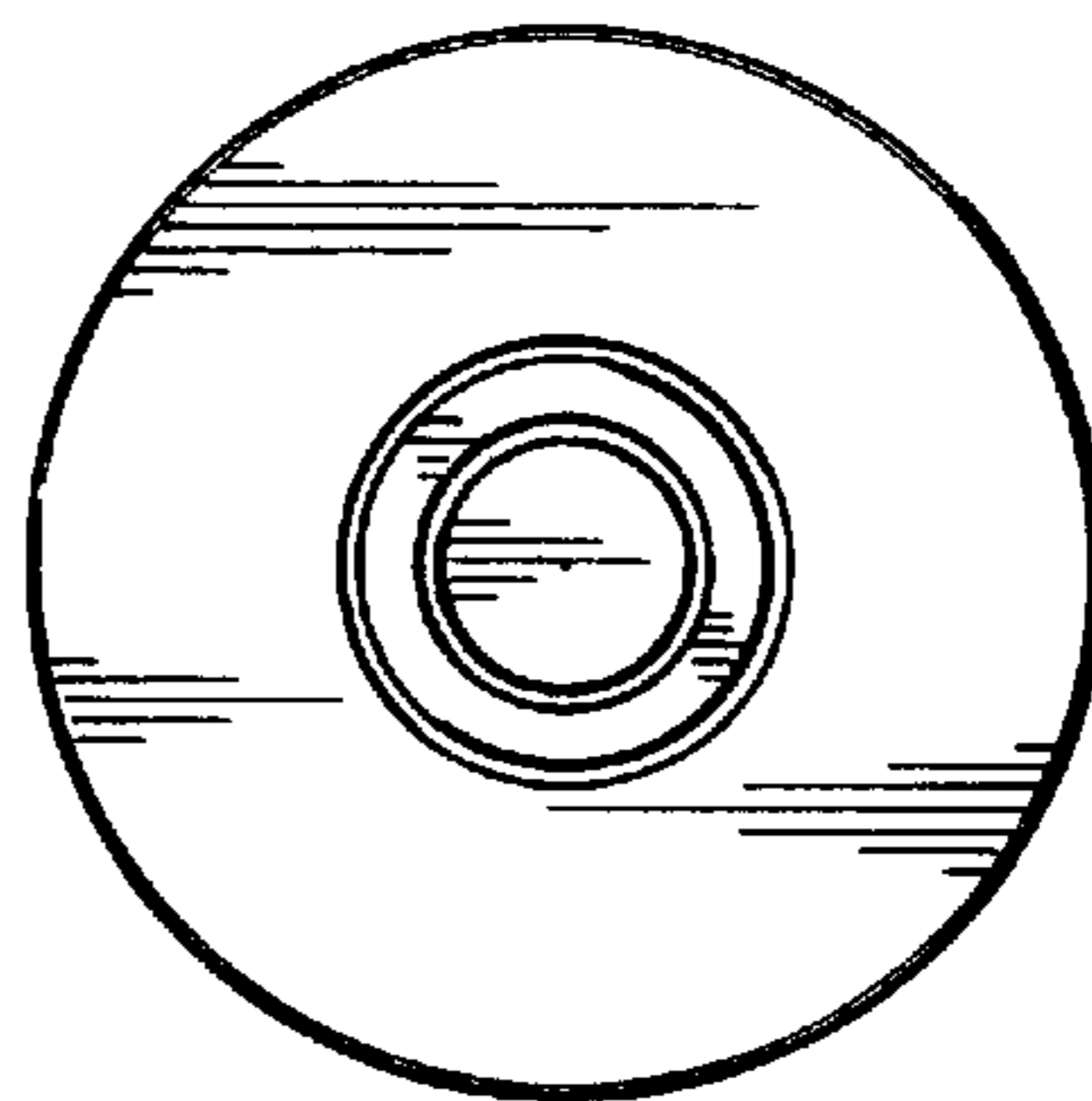
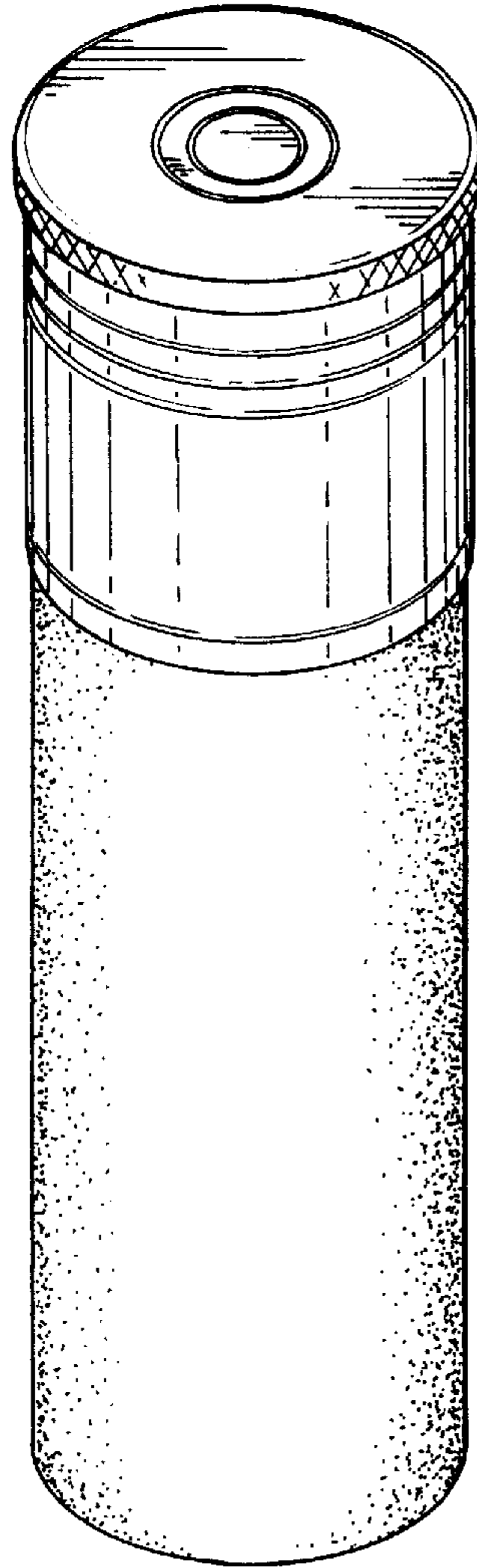


FIG. 5

FIG. 2

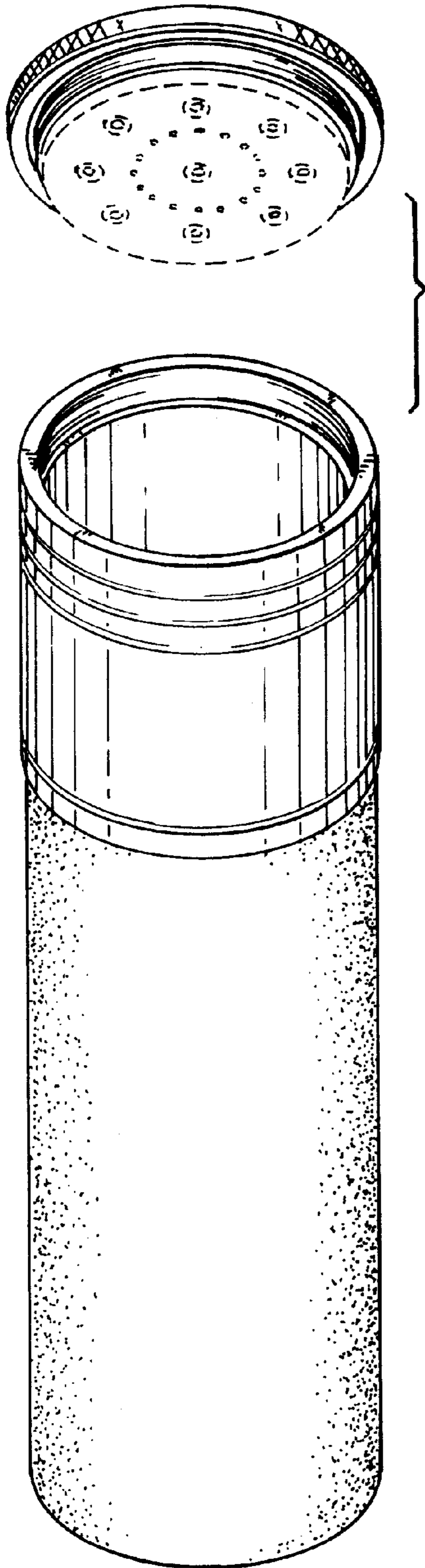


FIG. 3




FIG. 4

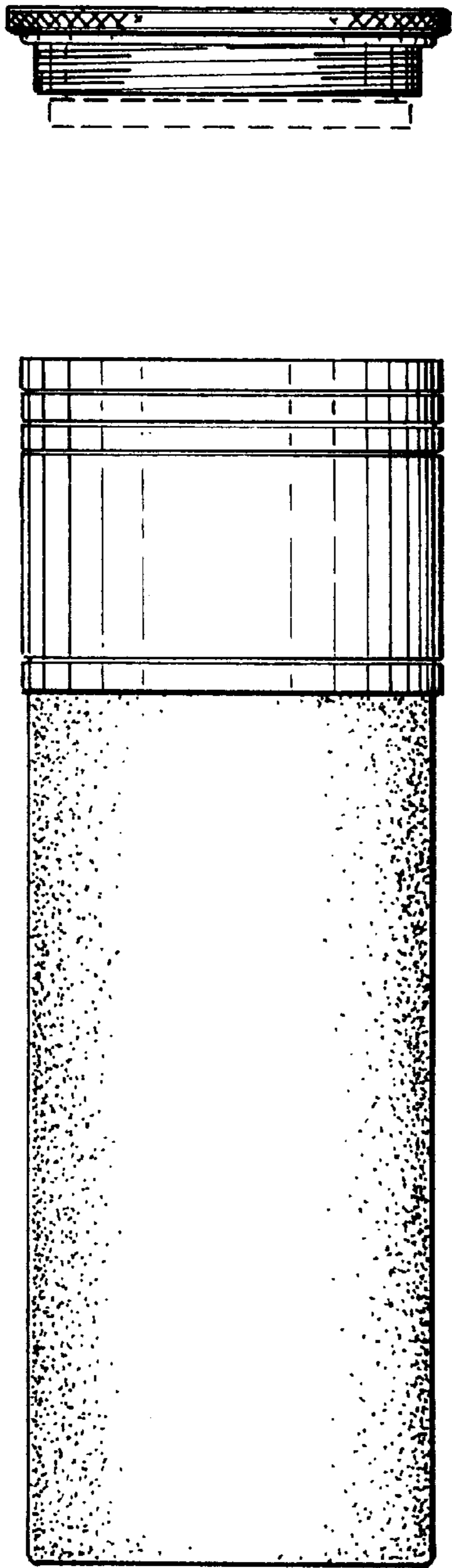


FIG. 6




FIG. 7

